

**HIGHLAND FUNDS II**  
**(the “Trust”)**

Highland Global Allocation Fund  
(the “Fund”)  
**Class A      Class C      Class Y**  
HCOAX      HCOCX      HCOYX

**SUPPLEMENT DATED APRIL 6, 2018**  
**TO THE SUMMARY PROSPECTUS AND THE PROSPECTUS FOR THE FUND DATED FEBRUARY 1,**  
**2018, AS SUPPLEMENTED FROM TIME TO TIME**

*The information in this Supplement updates information in, and should be read in conjunction with, the Summary Prospectus and the Prospectus for the Fund. Capitalized terms and certain other terms used in this supplement, unless otherwise defined in this supplement, have the meanings assigned to them in the Summary Prospectus and the Prospectus for the Fund.*

The paragraph beginning “The Fund may seek to provide exposure . . .” on page 3 of the Summary Prospectus and page 41 of the Prospectus under the section entitled “Principal Investment Strategies” is amended and restated with the following:

The Fund seeks to provide exposure to the investment returns of real assets that trade in the commodity markets, including through investment in certain commodity-linked instruments and pooled investment vehicles, such as master limited partnership (“MLP”) investments that are principally engaged in one or more aspects of the exploration, production, processing, transmission, marketing, storage or delivery of energy-related commodities, such as natural gas, natural gas liquids, coal, crude oil or refined petroleum products, in addition to exchange-traded notes (“ETNs”) and ETFs that generate returns tied to a particular commodity or commodity market index.

The following is added to page 3 of the Summary Prospectus and page 41 of the Prospectus prior to the section entitled “Principal Risks:”

The portfolio manager may sell short securities of a company that it believes: (i) is overvalued relative to normalized business and industry fundamentals or to the expected growth that the portfolio manager believes the company will achieve; (ii) has a weak competitive position relative to peers; (iii) engages in questionable accounting practices; (iv) shows declining cash flow and/or liquidity; (v) has distribution estimates that the portfolio manager believes are too high; (vi) has weak competitive barriers to entry; (vii) suffers from deteriorating industry and/or business fundamentals; (viii) has a weak management team; (ix) will see multiple contraction; (x) is not adapting to changes in technological, regulatory or competitive environments; or (xi) provides a hedge against the Fund’s long exposure, such as a broad based market ETF. Technical analysis may be used to help in the decision making process. The Fund may engage in short sales that are not made “against-the-box,” which means that the Fund may sell short securities even when they are not actually owned or offset at all times during the period the short position is open and could result in unlimited loss.

The following risk disclosure is added to page 4 of the Summary Prospectus and page 43 of the Prospectus prior to “Foreign Financial Institutions Risk” in the section entitled “Principal Risks:”

**Focused Investment Risk** is the risk that although the Fund is a diversified fund, it may invest in securities of a limited number of issuers in an effort to achieve a potentially greater investment return than a fund that invests in a larger number of issuers. As a result, price movements of a single issuer’s securities will have a greater impact on the Fund’s net asset value, causing it to fluctuate more than that of a more widely diversified fund.

The following risk disclosure is added to page 5 of the Summary Prospectus and page 43 of the Prospectus prior to “Non-U.S. Securities Risk” in the section entitled “Principal Risks:”

**MLP Risk** is the risk of investing in MLP units, which involves some risks that differ from an investment in the equity securities of a company. The Fund currently holds and may in the future hold a significant investment in MLP units. Holders of MLP units have limited control and voting rights on matters affecting the partnership. Holders of units issued by an MLP are exposed to a remote possibility of liability for all of the obligations of that MLP in the event that a court determines that the rights of the holders of MLP units to vote to remove or replace the general partner of that MLP, to approve amendments to that MLP’s partnership agreement, or to take other action under the partnership agreement of that MLP would constitute “control” of the business of that MLP, or a court or governmental agency determines that the MLP is conducting business in a state without complying with the partnership statute of that state. Holders of MLP units are also exposed to the risk that they will be required to repay amounts to the MLP that are wrongfully distributed to them. Additionally:

- A sustained reduced demand for crude oil, natural gas and refined petroleum products could adversely affect MLP revenues and cash flows.
- Changes in the regulatory environment could adversely affect the profitability of MLPs.

Investments in MLP units also present special tax risks. See “MLP Tax Risk” below.

**MLP Tax Risk** is the risk that the MLPs in which the Fund invests will fail to be treated as partnerships for U.S. federal income tax purposes. If an MLP does not meet current legal requirements to maintain its partnership status, or if it is unable to do so because of tax or other law changes, it would be treated as a corporation for U.S. federal income tax purposes. In that case, the MLP would be obligated to pay U.S. federal income tax (as well as state and local taxes) at the entity level on its taxable income and distributions received by the Fund would be taxable to the Fund as dividend income to the extent of the MLP’s current and accumulated earnings and profits for federal tax purposes. The classification of an MLP as a corporation for U.S. federal income tax purposes could have the effect of reducing the amount of cash available for distribution by the MLP and the value of the Fund’s investment in any such MLP. As a result, the value of the Fund’s shares and the cash available for distribution to Fund shareholders could be materially reduced.

The first sentence of the second paragraph of the risk disclosure “Focused Investment Risk” in the section entitled “Additional Information About Risks” on page 64 of the Prospectus is amended and restated with the following:

Although Highland Premier Growth Equity Fund and Highland Global Allocation Fund are diversified Funds, both may invest in securities of a limited number of issuers in an effort to achieve a potentially greater investment return than a fund that invests in a larger number of issuers.

The first sentence of the risk disclosure “MLP Risk” in the section entitled “Additional Information About Risks” on page 69 of the Prospectus is amended and restated with the following:

Highland Energy MLP Fund and Highland Global Allocation Fund may invest in MLP units.

The following is inserted after the first sentence of the risk disclosure “MLP Tax Risk” in the section entitled “Additional Information About Risks” on page 69 of the Prospectus:

Highland Global Allocation Fund also invests in MLP units and other investment companies investing in MLPs and is potentially subject to the unique tax risks of investing in MLPs.

**PLEASE RETAIN THIS SUPPLEMENT FOR FUTURE REFERENCE**

HFII-PRO-SUPP4-0418

## HIGHLAND FUNDS II

Supplement dated March 14, 2018 to the Summary Prospectuses for Highland Premier Growth Equity Fund and Highland Small-Cap Equity Fund, and the Highland Funds II Prospectus, each dated February 1, 2018, as supplemented from time to time

This supplement provides new and additional information beyond that contained in the Summary Prospectuses and Prospectus and should be read in conjunction with the Summary Prospectuses and Prospectus.

Effective immediately, Michael Gregory will no longer serve as a portfolio manager for the Highland Premier Growth Equity Fund (“Premier Growth Equity Fund”) and the Highland Small-Cap Equity Fund (“Small-Cap Equity Fund”). All references to Mr. Gregory contained in the Funds’ Summary Prospectuses and Prospectus are hereby deleted.

Effective immediately, Michael McLochlin has been added as a portfolio manager for the Premier Growth Equity Fund.

### **Portfolio Management**

*Effective immediately, the sub-section entitled “Portfolio Management” within the summary section of the Prospectus for the Premier Growth Equity Fund is hereby deleted in its entirety and replaced with the following:*

Highland Capital Management Fund Advisors, L.P. serves as the investment adviser to the Fund. The primary individual portfolio managers for the Fund are:

<b><u>Portfolio Managers</u></b>	<b><u>Portfolio Manager Experience in this Fund</u></b>	<b><u>Title with Adviser</u></b>
James Dondero	2 years	President and Co-Founder
Michael McLochlin	Less than 1 year	Managing Director

### **Portfolio Management Teams**

*Effective immediately, the second paragraph under the section entitled “Portfolio Management Teams” under the heading “Management of the Funds – About the Funds’ Portfolio Managers” beginning on page 81 of the Prospectus is deleted in its entirety and replaced with the following:*

**Highland Premier Growth Equity** is managed by James Dondero and Michael McLochlin.

## **Portfolio Manager Biographies**

*Effective immediately, the following paragraph is added to the section entitled "Portfolio Manager Biographies" under the heading "Management of the Funds – About the Funds' Portfolio Managers" beginning on page 81 the Prospectus:*

Mr. McLochlin is a Managing Director of HCMFA's dedicated equity funds. Prior to his current position, he was a Director of equity investments and a portfolio manager of the Highland Long/Short Equity Fund. Prior to joining HCMFA in July 2009, Mr. McLochlin spent five years as the Sector Manager responsible for Technology and Telecom at Ranger Investments, an asset management firm with approximately \$2 billion in assets under management. Prior to Ranger, Mr. McLochlin spent three years as a Senior Analyst for private equity firms Dubilier & Company and Saunders, Karp & Megrue, where he focused on analyzing, structuring and executing leveraged buyouts of middle market companies. Mr. McLochlin began his career as an investment banking analyst with Morgan Stanley. Mr. McLochlin received an M.B.A. from the University of Texas at Austin and a B.A. from Princeton University.

**INVESTORS SHOULD RETAIN THIS SUPPLEMENT WITH THE  
SUMMARY PROSPECTUSES AND PROSPECTUS FOR FUTURE REFERENCE.**

**HFII-PRO-SUPP1-0318**

# Highland Funds II

## *Prospectus*

February 1, 2018

	Class A	Class C	Class T	Class Y
<b>Equity Funds</b>				
Highland Energy MLP Fund	HEFAX	HEFCX	-	HEFYX
Highland Premier Growth Equity Fund	HPEAX	HPECX	-	HPEYX
Highland Small-Cap Equity Fund	HSZAX	HSZCX	-	HSZYX
<b>Income Funds</b>				
Highland Fixed Income Fund	HFBAAX	HFBCX	-	HFBYX
Highland-First Foundation Income Fund*	HNFAAX	HNFCX	HNFTX	HNFYX
Highland Tax-Exempt Fund	HTXAX	HTXCX	-	HTXYX
<b>Asset Allocation Funds</b>				
Highland Global Allocation Fund	HCOAX	HCOCX	-	HCOYX
Highland Total Return Fund	HTAAX	HTACX	-	HTAYX

Although these securities have been registered with the U.S. Securities and Exchange Commission ("SEC"), the SEC has not approved or disapproved any shares offered in this Prospectus or determined whether this Prospectus is truthful or complete. Any representation to the contrary is a criminal offense.

Not FDIC Insured  
May Lose Value  
No Bank Guarantee

\*Class A Shares, Class C Shares, Class T Shares and Class Y Shares of the Highland-First Foundation Income Fund are neither offered nor available for sale at this time.

---

## Table of Contents

---

<b>Summary Section</b>	1	<b>Shareowner Guide — How to Invest in Highland Funds II</b>	83
Highland Energy MLP Fund	1	How to Buy Shares	83
Highland Premier Growth Equity Fund	10	Choosing a Share Class	85
Highland Small-Cap Equity Fund	16	Redemption of Shares	88
Highland Fixed Income Fund	22	Exchange of Shares	92
Highland-First Foundation Income Fund	28	Distribution and Shareholder Service Fees	93
Highland Tax-Exempt Fund	34		
Highland Global Allocation Fund	39		
Highland Total Return Fund	48		
		<b>Net Asset Value (NAV)</b>	95
<b>More on Strategies, Risks and Disclosure of Portfolio Holdings</b>	54	<b>Dividends and Other Distributions</b>	97
Additional Information About Investment Strategies	54		
Additional Information About Risks	59	<b>Taxation</b>	97
Disclosure of Portfolio Holdings	78		
		<b>Financial Highlights</b>	103
<b>Management of the Funds</b>	78		
Board of Trustees and Investment Adviser	79	<b>Mailings to Shareholders</b>	125
Investment Sub-Adviser	80		
Administrator/Sub-Administrator	80		
Multi-Manager Structure	81		
About the Funds' Portfolio Managers	81		
About the Funds' Underwriter	83		

---

# Highland Energy MLP Fund

## Investment Objective

The investment objective of Highland Energy MLP Fund (“Highland Energy MLP Fund” or the “Fund”) is to provide investors with current income and capital appreciation.

## Fees and Expenses of the Fund

The following tables describe the fees and expenses that you may pay if you buy and hold shares of the Fund.

You may qualify for sales charge discounts on purchases of Class A Shares if you and your family invest, or agree to invest in the future, at least \$50,000 in Highland Funds II equity funds and/or asset allocation funds, or at least \$100,000 in Highland Funds II fixed income funds. More information about these and other discounts is available from your financial professional and in the “Reduced Sales Charges for Class A Shares” section on page 86 of the Fund’s Prospectus and the “Programs for Reducing or Eliminating Sales Charges” section on page 70 of the Fund’s Statement of Additional Information. Investors investing in the Fund through an intermediary should consult the Appendix to the Fund’s Prospectus, which includes information regarding financial intermediary-specific sales charges and related discount policies that apply to purchases through certain specified intermediaries.

### Shareholder Fees (fees paid directly from your investment)

	Class A	Class C	Class Y
Maximum Sales Charge (Load) Imposed on Purchases (as a % of offering price)	5.75%	None	None
Maximum Sales Charge (Load) Imposed on Reinvested Dividends and other Distributions (as a % of offering price)	None	None	None
Maximum Deferred Sales Charge (Load) (as a % of the net asset value at the time of purchase or redemption, whichever is lower)	None <sup>1</sup>	1.00% <sup>2</sup>	None
Exchange Fee	None	None	None
Redemption Fee	None	None	None

### Annual Fund Operating Expenses (expenses that you pay each year as a percentage of the value of your investment)

	Class A	Class C	Class Y
Management Fee	1.00%	1.00%	1.00%
Distribution and/or Service (12b-1) Fees	0.25%	1.00%	None
Other Expenses	5.06%	5.06%	5.06%
Deferred Income Tax Expense	2.49%	2.49%	2.49%
Interest Payments and Commitment Fees on Borrowed Funds	0.99%	0.99%	0.99%
Remainder of Other Expenses	1.58%	1.58%	1.58%
Total Annual Fund Operating Expenses	6.31%	7.06%	6.06%
Expense Reimbursement <sup>3</sup>	1.47%	1.47%	1.47%
Total Annual Fund Operating Expenses After Expense Reimbursement <sup>4</sup>	4.84%	5.59%	4.59%

<sup>1</sup> Class A Shares bought without an initial sales charge in accounts aggregating \$1 million or more at the time of purchase are subject to a 0.50% contingent deferred sales charge (“CDSC”) if the shares are sold within one year of purchase.

<sup>2</sup> Class C Shares are subject to a 1% CDSC for redemptions of shares within one year of purchase. This CDSC does not apply to redemptions under a systematic withdrawal plan.

<sup>3</sup> Highland Capital Management Fund Advisors, L.P. (“HCMFA” or the “Adviser”) has contractually agreed to limit the total annual operating expenses (exclusive of fees paid by the Fund pursuant to its distribution plan pursuant to Rule 12b-1 under the Investment Company Act of 1940, as amended (the “1940 Act”), taxes, such as deferred tax expenses, dividend expenses on short sales, interest payments, brokerage commissions and other transaction costs, acquired fund fees and expenses and extraordinary expenses (collectively, the “Excluded Expenses”)) of the Fund to 1.10% of average daily net assets attributable to any class of the Fund (the “Expense Cap”). The Expense Cap will continue through at least January 31, 2019, and may not be terminated prior to this date without the action or consent of the Fund’s Board of Trustees. Under the expense limitation agreement, the Adviser may recoup waived and/or reimbursed amounts with respect to the Fund within thirty-six months of the date such amounts were waived or reimbursed, provided the Fund’s total annual operating expenses, including such recoupment, do not exceed the Expense Cap in effect at the time of such waiver/reimbursement.

<sup>4</sup> The Fund accrues deferred income tax liability for its future tax liability associated with the capital appreciation of its investments, the distributions received by the Fund on equity securities of master limited partnerships (“MLPs”) considered to be return of capital and for any net operating gains. The Fund’s accrued deferred tax liability, if any, is reflected each day in the Fund’s net asset value per share. The Fund’s deferred tax liability, if any, depends upon the Fund’s net investment gains and losses and realized and unrealized gains and losses on investments and may vary greatly from year to year depending on the nature of the Fund’s investments, the performance of those investments and general market conditions. Therefore, any estimate of deferred tax liability cannot be reliably predicted from year to year. See “Net Asset Value” in the Fund’s prospectus. Total annual Fund operating expenses before deferred taxes (after expense reimbursement) were 2.35%, 3.10% and 2.10% for Class A, Class C and Class Y shares, respectively.

---

## Expense Example

This Example helps you compare the cost of investing in the Fund to the cost of investing in other mutual funds. The Example assumes that (i) you invest \$10,000 in the Fund for the time periods indicated and then sell or redeem all your shares at the end of those periods, (ii) your investment has a 5% return each year, and (iii) operating expenses remain the same. Only the first year of each period in the Example takes into account the expense reimbursement described in the footnote above. Your actual costs may be higher or lower.

	1 Year	3 Years	5 Years	10 Years
Class A	\$1,032	\$2,207	\$3,352	\$6,087
Class C				
if you do not sell your shares	\$ 557	\$1,932	\$3,251	\$6,318
if you sold all your shares at the end of the period	\$ 657	\$1,932	\$3,251	\$6,318
Class Y	\$ 460	\$1,664	\$2,843	\$5,682

## Portfolio Turnover

The Fund pays transaction costs, such as commissions, when it buys and sells securities (or “turns over” its portfolio). A higher portfolio turnover rate may indicate higher transaction costs and may result in higher taxes when Fund shares are held in a taxable account. These costs, which are not reflected in Annual Fund Operating Expenses or in the Expense Example, affect the Fund’s performance. During the most recent fiscal year, the Fund’s portfolio turnover rate was 8% of the average value of its portfolio.

## Principal Investment Strategies

The Fund seeks to achieve its investment objective by investing primarily in master limited partnership (“MLP”) investments. Under normal market conditions, the Fund intends to invest at least 80% of its net assets (plus any borrowings for investment purposes) in a portfolio of MLPs investments, as defined below. This investment policy may be changed by the Fund upon 60 days’ prior written notice to shareholders. MLPs typically are characterized as “publicly traded partnerships” that qualify to be treated as partnerships for U.S. federal income tax purposes and are principally engaged in one or more aspects of the exploration, production, processing, transmission, marketing, storage or delivery of energy-related commodities, such as natural gas, natural gas liquids, coal, crude oil or refined petroleum products (collectively, the energy industry). The Fund’s MLP investments include investments that offer economic exposure to public MLPs in the form of common or subordinated units issued by MLPs, securities of entities holding primarily general partner or managing member interests in MLPs, debt securities of MLPs, and securities that

are derivatives of interests in MLPs, including I-Shares, warrants, and derivative instruments in which the Fund may invest that have economic characteristics of MLP securities. Certain of the benefits Fund shareholders are expected to derive from the Fund’s MLP investments depend largely on the MLPs’ treatment as partnerships for U.S. federal income tax purposes. See “MLP Tax Risk” below for additional details.

In addition, the Fund may invest up to 20% of the value of its total assets in a wide variety of securities and financial instruments, of all kinds and descriptions, that are not MLP investments, such as equity securities, equity-linked securities, fixed income securities (including “junk securities”), and money market securities. The Fund may invest without limitation in exchange-traded funds (“ETFs”) and may invest up to 20% of the value of its total assets in ETFs that do not provide exposure to MLPs. The Fund may invest in securities of issuers of any market capitalization. The Fund may invest in securities of any credit quality.

The Fund may invest in securities of non-U.S. issuers, which may include, without limitation, emerging market issuers. Such securities may be denominated in U.S. dollars, non-U.S. currencies or multinational currency units (such as the Euro). At times, the Fund intends to hedge currency exposure resulting from investments denominated in non U.S. currencies.

Derivatives, which are instruments that have a value based on another instrument, exchange rate or index, may be used as substitutes for securities in which the Fund can invest. The Fund may invest without limitation in warrants and may also use derivatives, primarily swaps (including equity, variance and volatility swaps), options and futures contracts on securities, interest rates, commodities and/or currencies, as substitutes for direct investments the Fund can make. The Fund may also use derivatives such as swaps, options (including options on futures), futures, and foreign currency transactions (e.g., foreign currency swaps, futures and forwards) to any extent deemed by the Adviser to be in the best interest of the Fund, and to the extent permitted by the 1940 Act, to hedge various investments for risk management and speculative purposes.

The Fund may borrow an amount up to 33 1/3% (or such other percentage permitted by law) of its total assets (including the amount borrowed) less all liabilities other than borrowings. The Fund may borrow for investment purposes, to meet redemption requests and for temporary, extraordinary or emergency purposes. The use of borrowing for investment purposes (*i.e.*, leverage) increases both investment opportunity and investment risk.

The Fund’s investment strategy utilizes the analytical models of the Adviser to evaluate potential investments. In selecting investments for the Fund, the Adviser typically focuses on



MLP issuers that it believes: (i) have stable cash flows and pay regular distributions; (ii) have potential for long-term distribution growth; (iii) may be subject to a value catalyst, such as industry developments, regulatory changes, changes in management, acquisitions, sale or spin-off of a division; (iv) are well-managed; (v) will benefit from favorable demand and supply dynamics for its products and services; (vi) are best in class; and/or (vii) are underappreciated by market analysts. The Adviser will typically focus on companies that are exhibiting one or more of these indicators. Technical analysis may also be used to help in the decision making process.

The Adviser may sell short securities of a company that it believes: (i) is overvalued relative to normalized business and industry fundamentals or to the expected growth that the Adviser believes the company will achieve; (ii) has a weak competitive position relative to peers; (iii) engages in questionable accounting practices; (iv) shows declining cash flow and/or liquidity; (v) has distribution estimates that the Adviser believes are too high; (vi) has weak competitive barriers to entry; (vii) suffers from deteriorating industry and/or business fundamentals; (viii) has a weak management team; (ix) will see multiple contraction; (x) is not adapting to changes in technological, regulatory or competitive environments; or (xi) provides a hedge against the Fund's long exposure, such as a broad based market ETF. Technical analysis may be used to help in the decision making process. The Fund may engage in short sales that are not made "against-the-box," which means that the Fund may sell short securities even when they are not actually owned or offset at all times during the period the short position is open. Short sales that are not made "against-the-box" could result in unlimited loss.

The Adviser generates investment ideas from a variety of different sources. These include, but are not limited to, screening software that analyzes both fundamental and technical factors, industry contacts, consultants, company press releases, company conference calls, conversations with company management teams, buy-side contacts, sell-side contacts, brokers, third-party research, independent research of financial and corporate information, third-party research databases, and news services. The Adviser will make investment decisions based on its analysis of the security's value, and will also take into account its view of macroeconomic conditions and industry trends. The Adviser will make investments without regard to a company's level of capitalization.

The principal investment objective of the Fund is not fundamental and may be changed without shareholder approval. The Fund is non-diversified as defined in the 1940 Act. The Fund is not intended to be a complete investment program.

### Principal Risks

When you sell Fund shares, they may be worth less than what you paid for them. Consequently, you can lose money by investing in the Fund. No assurance can be given that the Fund will achieve its investment objective, and investment results may vary substantially over time and from period to period. An investment in the Fund is not appropriate for all investors.

An investment in the Fund is not a deposit of any bank and is not insured or guaranteed by the Federal Deposit Insurance Corporation (FDIC) or any other government agency.

**Industry Concentration Risk** is the risk that the Fund may be particularly susceptible to economic, political or regulatory events affecting those industries in which the Fund focuses its investments. Because the Fund normally invests at least 80% of the value of its assets in MLP investments, the Fund's performance largely depends on the overall condition of these industries and the Fund is susceptible to economic, political and regulatory risks or other occurrences associated with these industries.

**MLP Risk** is the risk of investing in MLP units, which involves some risks that differ from an investment in the equity securities of a company. The Fund intends to invest substantially in MLP units. Holders of MLP units have limited control and voting rights on matters affecting the partnership. Holders of units issued by an MLP are exposed to a remote possibility of liability for all of the obligations of that MLP in the event that a court determines that the rights of the holders of MLP units to vote to remove or replace the general partner of that MLP, to approve amendments to that MLP's partnership agreement, or to take other action under the partnership agreement of that MLP would constitute "control" of the business of that MLP, or a court or governmental agency determines that the MLP is conducting business in a state without complying with the partnership statute of that state. Holders of MLP units are also exposed to the risk that they will be required to repay amounts to the MLP that are wrongfully distributed to them. Additionally:

- A sustained reduced demand for crude oil, natural gas and refined petroleum products could adversely affect MLP revenues and cash flows.
- Changes in the regulatory environment could adversely affect the profitability of MLPs.

Investments in MLP units also present special tax risks. See "MLP Tax Risk" below.

**MLP Tax Risk** is the risk that the MLPs in which the Fund invests will fail to be treated as partnerships for U.S. federal income tax purposes. The Fund's ability to meet its investment objective will depend, in large measure, on the

---

level of dividends, distributions or income it receives from the MLPs in which it invests and on the MLPs' continued treatment as partnerships for U.S. federal income tax purposes. If an MLP does not meet current legal requirements to maintain its partnership status, or if it is unable to do so because of tax or other law changes, it would be treated as a corporation for U.S. federal income tax purposes. In that case, the MLP would be obligated to pay U.S. federal income tax (as well as state and local taxes) at the entity level on its taxable income and distributions received by the Fund would be taxable to the Fund as dividend income to the extent of the MLP's current and accumulated earnings and profits for federal tax purposes. The classification of an MLP as a corporation for U.S. federal income tax purposes could have the effect of reducing the amount of cash available for distribution by the MLP and the value of the Fund's investment in any such MLP. As a result, the value of the Fund's shares and the cash available for distribution to Fund shareholders could be materially reduced.

**Fund-Related Tax Risks** are tax risks related to an investment in the Fund, including, but not limited to:

- **C Corporation Structure Tax Risks.** The Fund was formed in 2011 as a regulated investment company under the Internal Revenue Code of 1986, as amended. It adopted its current investing strategy during its taxable year that began in October 2012. Because the Fund invests and intends to invest primarily in MLPs, it no longer qualifies for treatment as a regulated investment company, and has not so qualified since 2012. Instead, the Fund is treated as a C corporation. Accordingly, unlike most mutual funds, the Fund is not entitled to pass-through tax treatment. Instead, the Fund generally will be subject to U.S. federal income tax on its investment income and gains at the rates applicable to corporations as well as state and local taxes. Based on a review of the historic results of the types of MLPs in which the Fund invests, the Adviser currently expects that, from time to time, the cash distributions the Fund receives with respect to its investments in equity securities of MLPs will exceed the taxable income allocated to the Fund from such MLPs, due to a variety of factors, including significant non-cash deductions such as depreciation and depletion. Any such excess in a taxable year is not treated as income to the Fund, but rather as a tax-deferred return of capital to the Fund for U.S. federal income tax purposes, to the extent of the Fund's basis in the MLP securities. Distributions the Fund receives from a MLP that exceed the Fund's basis in the securities of that MLP are treated as taxable income or gains in the Fund's hands.

The Fund's receipt of return-of-capital distributions from MLPs also causes the Fund's taxable income or gains to be higher, or losses to be lower, upon the ultimate sale of the MLP security by the Fund, and may cause taxable income or gains to be higher upon receipt of subsequent distributions from the MLP security by the Fund in later periods. The Fund's corporate income tax liability may be materially affected by, and may fluctuate materially from year to year depending on, a number of factors relating to the Fund and/or its MLP or other investments, including the extent to which the Fund disposes of MLP equity securities during a particular year, including, if necessary, to meet Fund shareholder redemption requests.

The Fund's tax liability each year will not be finally known until the Fund completes its annual tax return. The Fund's tax estimates could vary substantially from the actual liability and therefore the final determination of the Fund's actual tax liability may have a material impact on the Fund's net asset value. See "Calculation of NAV Risk" below. The payment of any corporate income taxes imposed on the Fund decreases the value of the Fund's shares and the amount of cash available for distribution to shareholders.

Due to the tax treatment of the Fund's allocations and distributions from MLPs, as described above, the Adviser currently expects that a significant portion of the Fund's distributions to shareholders will typically be treated as a return of capital in the hands of shareholders for U.S. federal income tax purposes (i.e., as distributions in excess of the Fund's current and accumulated earnings and profits) and thus will not be subject U.S. federal income tax to the extent of the shareholder's basis in its Fund shares. However, no assurance can be given in this regard and the extent to which the Fund is able to make return of capital distributions can vary materially from year to year.

- **Calculation of Net Asset Value ("NAV") Risk.** In calculating the daily NAV, the Fund accounts for its deferred tax liability and/or asset balances. The Fund may accrue, in accordance with generally accepted accounting principles ("GAAP"), a deferred income tax liability balance, at the currently effective statutory U.S. federal income tax rate plus an estimated state and local income tax rate, for its future tax liability associated with the capital appreciation of its investments, the distributions received by the Fund on equity securities of MLPs considered to be return of capital and any net operating income or realized gains. Any deferred tax liability balance reduces the Fund's NAV. Upon the Fund's sale of a portfolio security, the Fund may be liable for previously deferred taxes. If the

Fund is required to sell portfolio securities to meet redemption requests, the Fund may recognize income and gains for U.S. federal, state and local income tax purposes, which would result in corporate income taxes imposed on the Fund.

- The Fund may accrue, in accordance with GAAP, a deferred tax asset balance, at the currently effective statutory U.S. federal income tax rate, which reflects an estimate of the Fund's future tax benefit associated with net operating losses, capital loss carryforwards and unrealized losses. To the extent the Fund has a net deferred tax asset balance, the Fund may record a valuation allowance, which would offset the value of some or all of the Fund's deferred tax asset balance. The Fund assesses whether a valuation allowance is required, considering all available positive and negative evidence related to the realization of the Fund's deferred tax asset in connection with the calculation of the Fund's daily NAV. However, to the extent the final valuation allowance for a financial statement period differs from the estimates the Fund used in calculating the Fund's daily NAV, the application of such final valuation allowance could have a material impact on the Fund's NAV. The assessment considers, among other matters, the nature, frequency and severity of current and cumulative losses, forecasts of future profitability (which are highly dependent on future cash distributions from the Fund's MLP holdings), the duration of statutory carryforward periods and the associated risk that operating and capital loss carryforwards may expire unused. From time to time, the Fund may modify its estimates or assumptions regarding its deferred tax liability and/or asset balances and the application of a valuation allowance with respect to a deferred tax asset as new information becomes available. Such modifications, changes in generally accepted accounting principles or related guidance or interpretations thereof, limitations imposed on net operating and capital losses (if any) and changes in applicable tax law, including changes in effective tax rates applicable to the Fund, such as the reduced corporate rate effective for taxable years beginning after December 31, 2017, could result in increases or decreases in the Fund's NAV per share, which could be material.
- Tax Law Changes Risk. Changes in tax laws, regulations or interpretations of those laws or regulations in the future could adversely affect the Fund or its MLPs or other investments, and could adversely affect the Fund and its shareholders. In some cases, such changes could have retroactive effect. For example, recently-adopted federal income tax reform legislation is expected to

reduce the corporate tax rate payable by the Fund, which also reduces the value of any deferred tax assets and deferred tax liabilities of the Fund.

**Counterparty Risk** is the risk that a counterparty (the other party to a transaction or an agreement or the party with whom the Fund executes transactions) to a transaction with the Fund may be unable or unwilling to make timely principal, interest or settlement payments, or otherwise honor its obligations.

**Credit Risk** is the risk that the issuers of certain securities or the counterparties of a derivatives contract or repurchase contract might be unable or unwilling (or perceived as being unable or unwilling) to make interest and/or principal payments when due, or to otherwise honor its obligations. Debt securities are subject to the risk of non-payment of scheduled interest and/or principal. Non-payment would result in a reduction of income to the Fund, a reduction in the value of the obligation experiencing non-payment and a potential decrease in the net asset value ("NAV") of the Fund.

**Currency Risk** is the risk that fluctuations in exchange rates will adversely affect the value of the Fund's foreign currency holdings and investments denominated in foreign currencies.

**Debt Securities Risk** is the risk associated with the fact that the value of debt securities typically changes in response to various factors, including, by way of example, market-related factors (such as changes in interest rates or changes in the risk appetite of investors generally) and changes in the actual or perceived ability of the issuer (or of issuers generally) to meet its (or their) obligations. During periods of rising interest rates, debt securities generally decline in value. Conversely, during periods of falling interest rates, debt securities generally rise in value. This kind of market risk is generally greater for funds investing in debt securities with longer maturities.

**Derivatives Risk** is a combination of several risks, including the risks that: (1) an investment in a derivative instrument may not correlate well with the performance of the securities or asset class to which the Fund seeks exposure, (2) derivative contracts, including options, may expire worthless and the use of derivatives may result in losses to the Fund, (3) a derivative instrument entailing leverage may result in a loss greater than the principal amount invested, (4) derivatives not traded on an exchange may be subject to credit risk, for example, if the counterparty does not meet its obligations (see also "Counterparty Risk"), and (5) derivatives not traded on an exchange may be subject to liquidity risk and the related risk that the instrument is difficult or impossible to value accurately. As a general matter, when the Fund establishes certain derivative instrument positions, such as certain futures, warrants, options and forward contract positions, it will segregate liquid assets (such as cash,

---

U.S. Treasury bonds or commercial paper) equivalent to the Fund's outstanding obligations under the contract or in connection with the position. In addition, changes in laws or regulations may make the use of derivatives more costly, may limit the availability of derivatives, or may otherwise adversely affect the use, value or performance of derivatives.

**Emerging Markets Risk** is the risk of investing in securities of issuers tied economically to emerging markets, which entails all of the risks of investing in securities of non-U.S. issuers detailed below under "Non-U.S. Securities Risk" to a heightened degree. These heightened risks include: (i) greater risks of expropriation, confiscatory taxation, nationalization, and less social, political and economic stability; (ii) the smaller size of the markets for such securities and a lower volume of trading, resulting in lack of liquidity and in price volatility; (iii) greater fluctuations in currency exchange rates; and (iv) certain national policies that may restrict the Fund's investment opportunities, including restrictions on investing in issuers or industries deemed sensitive to relevant national interests.

**Equity Securities Risk** is the risk that stock prices will fall over short or long periods of time. In addition, common stocks represent a share of ownership in a company, and rank after bonds and preferred stock in their claim on the company's assets in the event of bankruptcy.

**Exchange-Traded Funds ("ETF") Risk** is the risk that the price movement of an ETF may not exactly track the underlying index and may result in a loss. In addition, shareholders bear both their proportionate share of the Fund's expenses and similar expenses of the underlying investment company when the Fund invests in shares of another investment company.

**Hedging Risk** is the risk that, although intended to limit or reduce investment risk, hedging strategies may also limit or reduce the potential for profit. There is no assurance that hedging strategies will be successful.

**Industry Specific Risk** is the risk that the MLPs in which the Fund invests will be impacted by risks specific to the industry MLPs serve, including the following:

- Fluctuations in commodity prices may impact the volume of commodities transported, processed, stored or distributed.
- Reduced volumes of natural gas or other energy commodities available for transporting, processing, storing or distributing may affect the profitability of an MLP.
- Slowdowns in new construction and acquisitions can limit growth potential.

- A sustained reduced demand for crude oil, natural gas and refined petroleum products could adversely affect MLP revenues and cash flows.
- Depletion of the natural gas reserves or other commodities if not replaced, could impact an MLP's ability to make distributions.
- Changes in the regulatory environment could adversely affect the profitability of MLPs.
- Extreme weather and environmental hazards could impact the value of MLP securities.
- Rising interest rates could result in a higher cost of capital and drive investors into other investment opportunities.
- Threats of attack by terrorists on energy assets could impact the market for MLPs.

**Interest Rate Risk** is the risk that fixed income securities will decline in value because of changes in interest rates. When interest rates decline, the value of fixed rate securities already held by the Fund can be expected to rise. Conversely, when interest rates rise, the value of existing fixed rate portfolio securities can be expected to decline. A fund with a longer average portfolio duration will be more sensitive to changes in interest rates than a fund with a shorter average portfolio duration.

**Legislation Risk** is the risk that to the extent that state, federal or international regulators impose additional requirements or restrictions with respect to MLPs, the availability of MLP investments may be adversely affected.

**Leverage Risk** is the risk associated with the use of leverage for investment purposes to create opportunities for greater total returns. Any investment income or gains earned with respect to the amounts borrowed that are in excess of the interest that is due on the borrowing will augment the Fund's income. Conversely, if the investment performance with respect to the amounts borrowed fails to cover the interest on such borrowings, the value of the Fund's shares may decrease more quickly than would otherwise be the case. Interest payments and fees incurred in connection with such borrowings will reduce the amount of net income available for payment to Fund shareholders.

**Management Risk** is the risk associated with the fact that the Fund relies on the Adviser's ability to achieve its investment objective. The Adviser may be incorrect in its assessment of the intrinsic value of the companies whose securities the Fund holds, which may result in a decline in the value of Fund shares and failure to achieve its investment objective.



**Mid-Cap Company Risk** is the risk that investing in securities of mid-cap companies may entail greater risks than investments in larger, more established companies. Mid-cap companies tend to have more narrow product lines, more limited financial resources and a more limited trading market for their stocks, as compared with larger companies. As a result, their stock prices may decline significantly as market conditions change.

**Non-Diversification Risk** is the risk that an investment in the Fund could fluctuate in value more than an investment in a diversified fund. As a non-diversified fund for purposes of the 1940 Act, the Fund may invest a larger portion of its assets in the securities of fewer issuers than a diversified fund. The Fund's investment in fewer issuers may result in the Fund's shares being more sensitive to the economic results of those issuers. An investment in the Fund could fluctuate in value more than an investment in a diversified fund.

**Non-Payment Risk** is the risk of non-payment of scheduled interest and/or principal with respect to debt instruments. Non-payment would result in a reduction of income to the Fund, a reduction in the value of the obligation experiencing non-payment and a potential decrease in the NAV of the Fund.

**Non-U.S. Securities Risk** is the risk associated with investing in non-U.S. issuers. Investments in securities of non-U.S. issuers involve certain risks not involved in domestic investments (for example, fluctuations in foreign exchange rates (for non-U.S. securities not denominated in U.S. dollars); future foreign economic, financial, political and social developments; nationalization; exploration or confiscatory taxation; smaller markets; different trading and settlement practices; less governmental supervision; and different accounting, auditing and financial recordkeeping standards and requirements) that may result in the Fund experiencing more rapid and extreme changes in value than a fund that invests exclusively in securities of U.S. companies. These risks are magnified for investments in issuers tied economically to emerging markets, the economies of which tend to be more volatile than the economies of developed markets. In addition, certain investments in non-U.S. securities may be subject to foreign withholding and other taxes on interest, dividends, capital gains or other income or proceeds. Those taxes will reduce the Fund's yield on any such securities. See the "Taxation" section below.

**Operational and Technology Risk** is the risk that cyber-attacks, disruptions, or failures that affect the Fund's service providers, counterparties, market participants, or issuers of securities held by the Fund may adversely affect the Fund and its shareholders, including by causing losses for the Fund or impairing Fund operations.

**Portfolio Turnover Risk** is the risk that high portfolio turnover will increase a Fund's transaction costs and may result in increased realization of net short-term capital gains (which are taxable to shareholders as ordinary income when distributed to them), higher taxable distributions and lower after-tax performance.

**Prepayment Risk** is the risk that during periods of falling interest rates, issuers of debt securities may repay higher rate securities before their maturity dates. This may cause the Fund to lose potential price appreciation and to be forced to reinvest the unanticipated proceeds at lower interest rates. This may adversely affect the NAV of the Fund's shares.

**Restricted Securities Risk** is the risk that the Adviser may not be able to sell restricted securities, such as securities issued pursuant to Rule 144A of the Securities Act of 1933, at the price it would like or may have to sell them at a loss.

**Securities Market Risk** is the risk that the value of securities owned by the Fund may go up or down, sometimes rapidly or unpredictably, due to factors affecting particular companies or the securities markets generally. A general downturn in the securities market may cause multiple asset classes to decline in value simultaneously. Many factors can affect this value and you may lose money by investing in the Fund.

**Small-Cap Company Risk** is the risk that investing in the securities of small-cap companies either directly or indirectly through investments in ETFs, closed-end funds or mutual funds ("Underlying Funds") may pose greater market and liquidity risks than larger, more established companies, because of limited product lines and/or operating history, limited financial resources, limited trading markets, and the potential lack of management depth. In addition, the securities of such companies are typically more volatile than securities of larger capitalization companies.

**Swaps Risk** involves both the risks associated with an investment in the underlying investments or instruments (including equity investments) and counterparty risk. In a standard over-the-counter ("OTC") swap transaction, two parties agree to exchange the returns, differentials in rates of return or some other amount calculated based on the "notional amount" of predetermined investments or instruments, which may be adjusted for an interest factor. Swaps can involve greater risks than direct investments in securities, because swaps may be leveraged and OTC swaps are subject to counterparty risk (e.g., the risk of a counterparty's defaulting on the obligation or bankruptcy), credit risk and pricing risk (i.e., swaps may be difficult to value). Swaps may also be considered illiquid. Certain swap transactions, including interest rate swaps and index credit default swaps, may be subject to mandatory clearing and exchange trading, although the swaps in which the Fund will invest are not currently subject to mandatory clearing and

exchange trading. The use of swaps is a highly specialized activity which involves investment techniques, risk analyses and tax planning different from those associated with ordinary portfolio securities transactions. The value of swaps, like many other derivatives, may move in unexpected ways and may result in losses for the Fund.

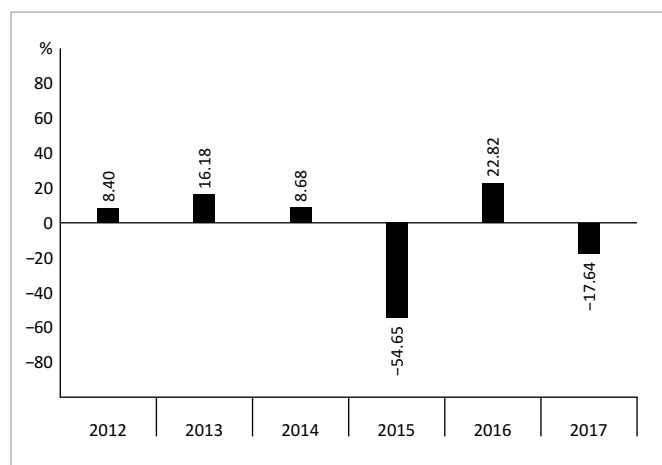
## Performance

The bar chart and the Average Annual Total Returns table below provide some indication of the risks of investing in the Fund by showing changes in the performance of the Fund's Class A Shares for each full calendar year and by showing how the Fund's average annual returns compare with the returns of a broad-based securities market index or indices. As with all mutual funds, the Fund's past performance (before and after taxes) does not predict how the Fund will perform in the future. The Fund's performance reflects applicable fee waivers and/or expense limitations in effect during the periods presented, without which returns would have been lower. Both the chart and the table assume the reinvestment of dividends and distributions. The bar chart does not reflect the deduction of applicable sales charges for Class A Shares. If sales charges had been reflected, the returns for Class A Shares would be less than those shown below. The returns of Class C and Class Y Shares would have substantially similar returns as Class A because the classes are invested in the same portfolio of securities and the annual returns would differ only to the extent that the classes have different expenses (including sales charges). Updated information on the Fund's performance can be obtained by visiting <http://highlandfunds.com/highland-funds-2/> or by calling 1-877-665-1287.

Effective February 1, 2013, the Fund revised its investment strategy to focus on MLP investments. Returns through September 30, 2012 reflect the Fund's treatment as a regulated investment company under the Code. Returns after September 30, 2012 reflect the Fund's treatment as a regular corporation, or "C" corporation, for U.S. federal income tax purposes. As a result, returns after September 30, 2012 generally will be reduced by the amount of entity-level income taxes paid by the Fund as a regular corporation and thus will not necessarily be comparable to returns reported while the Fund still qualified as a regulated investment company.

## Calendar Year Total Returns

The bar chart shows the performance of the Fund's Class A shares as of December 31.



The highest calendar quarter total return for Class A Shares of the Fund was 33.16% for the quarter ended June 30, 2016 and the lowest calendar quarter total return was -36.81% for the quarter ended December 31, 2015.

## Average Annual Total Returns

(For the periods ended December 31, 2017)

	1 Year	5 Years	Since Inception
<b>Class A (inception 12/01/11)</b>			
Return Before Taxes	-22.38%	-11.41%	-8.08%
Return After Taxes on Distributions	-22.38%	-11.54%	-8.77%
Return After Taxes on Distributions and Sale of Fund Shares	-12.62%	-8.03%	-5.73%
<b>Return Before Taxes</b>			
Class C (inception 12/01/11)	-19.05%	-11.00%	-7.85%
Class Y (inception 12/01/11)	-17.32%	-10.23%	-6.99%
<b>Alerian MLP Index</b> (reflects no deduction for fees, expenses or taxes) (inception 12/01/11)	-6.52%	-0.06%	1.65%

After-tax returns in the table above are shown for Class A Shares only and after-tax returns for other share classes will vary. After-tax returns are calculated using the historical highest individual federal marginal income tax rates and do not reflect the impact of state and local taxes. Actual after-tax returns depend on an investor's tax situation and may differ from those shown. For example, after-tax returns shown are not relevant to investors who hold their Fund shares through tax-advantaged arrangements, such as 401(k) plans or individual retirement accounts.

In some cases, average annual return after taxes on distributions and sale of fund shares is higher than the return before taxes and the average annual return after taxes on distributions because of realized losses that would have been sustained upon the sale of fund shares immediately after the relevant periods. The calculations assume that an investor holds the shares in a taxable account, is in the actual historical highest individual federal marginal income tax bracket for each year and would have been able to immediately utilize the full realized loss to reduce his or her federal tax liability. However, actual individual tax results may vary and investors should consult their tax advisers regarding their personal tax situations.

### **Portfolio Management**

Highland Capital Management Fund Advisors, L.P. serves as the investment adviser to the Fund. The primary individual portfolio managers for the Fund are:

Portfolio Manager	Portfolio Manager Experience in this Fund	Title with Adviser
James Dondero	3 years	President and Co-Founder
Matthew Gray	6 years	Managing Director
Jon Poglitsch	6 years	Head of Credit Research

### **Purchase and Sale of Fund Shares**

**Purchase minimum** (for Class A and Class C Shares) (reduced for certain accounts)

	By mail	By wire	Automatic
Initial Investment	\$500	\$1,000	\$25
Subsequent Investments	\$100	\$1,000	\$25

There is no program asset size or minimum investment requirements for initial and subsequent purchases of shares by eligible omnibus account investors.

**Purchase minimum** (for Class Y Shares) (eligible investors only)

Initial Investment	None
Subsequent Investments	None

Class Y Shares are available to investors who invest through programs or platforms maintained by an authorized financial intermediary.

Individual investors that invest directly with the Fund are not eligible to invest in Class Y Shares.

The Fund reserves the right to apply or waive investment minimums under certain circumstances as described in the Prospectus under the “Choosing a Share Class” section.

You may purchase shares of the Fund by mail, bank wire, electronic funds transfer or by telephone after you have opened an account with the Fund. You may obtain an account

application from your financial intermediary, from the Fund by calling 1-877-665-1287 or from the Fund’s website at <http://highlandfunds.com/literature>.

In general, you may sell (redeem) all or part of your Fund shares on any business day through the following options:

- Through your Financial Intermediary
- By writing to Highland Funds II — Highland Energy MLP Fund, PO Box 8656, Boston, Massachusetts 02266-8656, or
- By calling DST Asset Manager Solutions, Inc. at 1-877-665-1287

Financial intermediaries may independently charge fees for shareholder transactions or for advisory services. Please see their materials for details.

### **Tax Information**

The Fund intends to make distributions that (i), to the extent of the Fund’s earnings and profits, will generally be taxable to you as ordinary income or qualified dividend income and (ii), to the extent in excess of the Fund’s earnings and profits, will generally be treated as a tax-free return of capital to you to the extent of your basis in your Fund shares and thereafter be taxable to you as capital gain, in each case unless you are a tax-exempt investor or otherwise investing in the Fund through a tax-advantaged arrangement, such as a 401(k) plan or an individual retirement account. If you are investing in the Fund through a tax-advantaged arrangement, you may be taxed later upon withdrawals from that account.

### **Payments to Broker-Dealers and Other Financial Intermediaries**

If you purchase shares of the Fund through a broker-dealer or other financial intermediary (such as a bank), the Fund and its related companies may pay the intermediary for the sale of Fund shares and related services. These payments may create a conflict of interest by influencing the broker-dealer or other intermediary and your salesperson to recommend the Fund over another investment. Ask your salesperson or visit your financial intermediary’s website for more information.

# Highland Premier Growth Equity Fund

## Investment Objective

The investment objective of Highland Premier Growth Equity Fund (“Highland Premier Growth Equity Fund” or the “Fund”) is to seek long-term growth of capital and future income rather than current income.

## Fees and Expenses of the Fund

The following tables describe the fees and expenses that you may pay if you buy and hold shares of the Fund.

You may qualify for sales charge discounts on purchases of Class A Shares if you and your family invest, or agree to invest in the future, at least \$50,000 in Highland Funds II equity funds and/or asset allocation funds, or at least \$100,000 in Highland Funds II fixed income funds. More information about these and other discounts is available from your financial professional and in the “Reduced Sales Charges for Class A Shares” section on page 86 of the Fund’s Prospectus and the “Programs for Reducing or Eliminating Sales Charges” section on page 70 of the Fund’s Statement of Additional Information. Investors investing in the Fund through an intermediary should consult the Appendix to the Fund’s Prospectus, which includes information regarding financial intermediary-specific sales charges and related discount policies that apply to purchases through certain specified intermediaries.

### Shareholder Fees (fees paid directly from your investment)

	Class A	Class C	Class Y
Maximum Sales Charge (Load) Imposed on Purchases (as a % of offering price)	5.75%	None	None
Maximum Sales Charge (Load) Imposed on Reinvested Dividends and other Distributions (as a % of offering price)	None	None	None
Maximum Deferred Sales Charge (Load) (as a % of the net asset value at the time of purchase or redemption, whichever is lower)	None <sup>1</sup>	1.00% <sup>2</sup>	None
Exchange Fee	None	None	None
Redemption Fee	None	None	None

### Annual Fund Operating Expenses (expenses that you pay each year as a percentage of the value of your investment)

	Class A	Class C	Class Y
Management Fee	0.60%	0.60%	0.60%
Distribution and/or Service (12b-1) Fees	0.25%	1.00%	None
Other Expenses	0.42%	0.42%	0.42%
Interest Payments and Commitment Fees on Borrowed Funds	0.04%	0.04%	0.04%
Remainder of Other Expenses	0.38%	0.38%	0.38%
Acquired Fund Fees and Expenses	0.12%	0.12%	0.12%
Total Annual Fund Operating Expenses <sup>3</sup>	1.39%	2.14%	1.14%

<sup>1</sup> Class A Shares bought without an initial sales charge in accounts aggregating \$1 million or more at the time of purchase are subject to a 0.50% contingent deferred sales charge (“CDSC”) if the shares are sold within one year of purchase.

<sup>2</sup> Class C Shares are subject to a 1% CDSC for redemptions of shares within one year of purchase. This CDSC does not apply to redemptions under a systematic withdrawal plan.

<sup>3</sup> Total Annual Fund Operating Expenses differ from the ratio of expenses to average net assets shown in the Financial Highlights, which reflect the operating expenses of the Fund and do not include acquired fund fees and expenses.

### Expense Example

This Example helps you compare the cost of investing in the Fund to the cost of investing in other mutual funds. The Example assumes that (i) you invest \$10,000 in the Fund for the time periods indicated and then sell or redeem all your shares at the end of those periods, (ii) your investment has a 5% return each year, and (iii) operating expenses remain the same. Your actual costs may be higher or lower.

	1 Year	3 Years	5 Years	10 Years
Class A	\$708	\$990	\$1,292	\$2,148
Class C				
if you do not sell your shares	\$217	\$670	\$1,149	\$2,472
if you sold all your shares at the end of the period	\$317	\$670	\$1,149	\$2,472
Class Y	\$116	\$362	\$ 628	\$1,386

### Portfolio Turnover

The Fund pays transaction costs, such as commissions, when it buys and sells securities (or “turns over” its portfolio). A higher portfolio turnover rate may indicate higher transaction costs and may result in higher taxes when Fund shares are held in a taxable account. These costs, which are not reflected in Annual Fund Operating Expenses or in the Expense Example, affect the Fund’s performance. During the most recent fiscal year, the Fund’s portfolio turnover rate was 83% of the average value of its portfolio.



## **Principal Investment Strategies**

The Fund seeks to achieve its investment objectives by investing at least 80% of its net assets under normal circumstances in equity securities, such as common and preferred stocks. This investment policy may be changed by the Fund upon 60 days' prior written notice to shareholders.

The Fund invests primarily in a limited number of large- and medium-sized companies (meaning companies with a market capitalization of \$2 billion or more) that the portfolio manager believes have above-average growth histories and/or growth potential. The portfolio manager selects equity securities from a number of industries based on the merits of individual companies. In seeking to satisfy the Fund's investment objective with respect to future income, the portfolio manager will also consider companies that have the potential to pay dividends in the future. Stock selection is key to the performance of the Fund. The Fund may also sell securities short. Highland Capital Management Fund Advisors, L.P. ("HCMFA" or the "Adviser") will vary the Fund's long and short exposures over time based on its assessment of market conditions and other factors. The Adviser may also utilize event-driven strategies that are based on investment opportunities created by significant transactional events, such as spin-offs, mergers and acquisitions, industry consolidations, liquidations, reorganizations, bankruptcies, recapitalizations, share buybacks and other extraordinary corporate transactions.

The portfolio manager seeks to identify securities of companies with characteristics such as:

- above-average annual growth rates
- financial strength (favorable debt ratios and other financial characteristics)
- leadership in their respective industries
- high quality management focused on generating shareholder value

The portfolio manager may consider selling a security when one of these characteristics no longer applies, or when valuation becomes excessive and more attractive alternatives are identified.

The Fund also may invest to a lesser extent in securities of foreign (non-U.S.) issuers and debt securities. The portfolio manager may also invest in exchange-traded funds ("ETFs"). The Fund may invest without limitation in warrants and may also use derivatives, primarily swaps (including equity, variance and volatility swaps), options and futures contracts on securities, interest rates, commodities and/or currencies, as substitutes for direct investments the Fund can make. The Fund may also use derivatives such as swaps, options (including options on futures), futures, and foreign currency

transactions (e.g., foreign currency swaps, futures and forwards) to any extent deemed by the Adviser to be in the best interest of the Fund, and to the extent permitted by the Investment Company Act of 1940, as amended (the "1940 Act"), to hedge various investments for risk management and speculative purposes.

## **Principal Risks**

When you sell Fund shares, they may be worth less than what you paid for them. Consequently, you can lose money by investing in the Fund. No assurance can be given that the Fund will achieve its investment objective, and investment results may vary substantially over time and from period to period. An investment in the Fund is not appropriate for all investors.

An investment in the Fund is not a deposit of any bank and is not insured or guaranteed by the Federal Deposit Insurance Corporation (FDIC) or any other government agency.

**Credit Risk** is the risk that the issuers of certain securities or the counterparties of a derivatives contract or repurchase contract might be unable or unwilling (or perceived as being unable or unwilling) to make interest and/or principal payments when due, or to otherwise honor its obligations. Debt securities are subject to the risk of non-payment of scheduled interest and/or principal. Non-payment would result in a reduction of income to the Fund, a reduction in the value of the obligation experiencing non-payment and a potential decrease in the net asset value ("NAV") of the Fund.

**Currency Risk** is the risk that fluctuations in exchange rates will adversely affect the value of the Fund's foreign currency holdings and investments denominated in foreign currencies.

**Derivatives Risk** is a combination of several risks, including the risks that: (1) an investment in a derivative instrument may not correlate well with the performance of the securities or asset class to which the Fund seeks exposure, (2) derivative contracts, including options, may expire worthless and the use of derivatives may result in losses to the Fund, (3) a derivative instrument entailing leverage may result in a loss greater than the principal amount invested, (4) derivatives not traded on an exchange may be subject to credit risk, for example, if the counterparty does not meet its obligations (see also "Counterparty Risk"), and (5) derivatives not traded on an exchange may be subject to liquidity risk and the related risk that the instrument is difficult or impossible to value accurately. As a general matter, when the Fund establishes certain derivative instrument positions, such as certain futures, options and forward contract positions, it will segregate liquid assets (such as cash, U.S. Treasury bonds or commercial paper) equivalent to the Fund's outstanding obligations under the contract or in connection with the position. In addition, changes in laws or regulations may

---

make the use of derivatives more costly, may limit the availability of derivatives, or may otherwise adversely affect the use, value or performance of derivatives. The Fund's ability to pursue its investment strategy, including its strategy of investing in certain derivative instruments, may be limited to or adversely affected by the Fund's intention to qualify as a RIC, and its strategy may bear adversely on its ability to so qualify.

**Event-Driven Investing Risk.** Event-driven strategies analyze various transactions in order to predict a likely outcome and commit capital in a way that benefits from that outcome. Event-driven strategies are broad in scope and employ a diverse set of securities, including common and preferred stock, debt securities, warrants, stubs and derivatives. Appreciation in the value of such securities may be contingent upon the occurrence of certain events, such as a successful reorganization or merger. If the expected event does not occur, the Fund may incur a loss on the investments. There can be no assurance that any expected transaction will take place. Certain transactions are dependent on one or more factors to become effective, such as market conditions which may lead to unexpected positive or negative changes in a company profile, shareholder approval, regulatory and various other third party constraints, changes in earnings or business lines or shareholder activism as well as many other factors.

**Exchange-Traded Funds ("ETF") Risk** is the risk that the price movement of an ETF may not exactly track the underlying index and may result in a loss. In addition, shareholders bear both their proportionate share of the Fund's expenses and similar expenses of the underlying investment company when the Fund invests in shares of another investment company.

**Focused Investment Risk** is the risk that although the Fund is a diversified fund, it may invest in securities of a limited number of issuers in an effort to achieve a potentially greater investment return than a fund that invests in a larger number of issuers. As a result, price movements of a single issuer's securities will have a greater impact on the Fund's net asset value, causing it to fluctuate more than that of a more widely diversified fund.

**Growth Investing Risk** is the risk of investing in growth stocks that may be more volatile than other stocks because they are more sensitive to investor perceptions of the issuing company's growth potential. Growth-oriented funds will typically underperform when value investing is in favor.

**Hedging Risk** is the risk that, although intended to limit or reduce investment risk, hedging strategies may also limit or reduce the potential for profit. There is no assurance that hedging strategies will be successful.

**Interest Rate Risk** is the risk that fixed income securities will decline in value because of changes in interest rates. When interest rates decline, the value of fixed rate securities already held by the Fund can be expected to rise. Conversely, when interest rates rise, the value of existing fixed rate portfolio securities can be expected to decline. A fund with a longer average portfolio duration will be more sensitive to changes in interest rates than a fund with a shorter average portfolio duration.

**Mid-Cap Company Risk** is the risk that investing in securities of mid-cap companies may entail greater risks than investments in larger, more established companies. Mid-cap companies tend to have more narrow product lines, more limited financial resources and a more limited trading market for their stocks, as compared with larger companies. As a result, their stock prices may decline significantly as market conditions change.

**Non-U.S. Securities Risk** is the risk associated with investing in non-U.S. issuers. Investments in securities of non-U.S. issuers involve certain risks not involved in domestic investments (for example, fluctuations in foreign exchange rates (for non-U.S. securities not denominated in U.S. dollars); future foreign economic, financial, political and social developments; nationalization; exploration or confiscatory taxation; smaller markets; different trading and settlement practices; less governmental supervision; and different accounting, auditing and financial recordkeeping standards and requirements) that may result in the Fund experiencing more rapid and extreme changes in value than a fund that invests exclusively in securities of U.S. companies. These risks are magnified for investments in issuers tied economically to emerging markets, the economies of which tend to be more volatile than the economies of developed markets. In addition, certain investments in non-U.S. securities may be subject to foreign withholding and other taxes on interest, dividends, capital gains or other income or proceeds. Those taxes will reduce the Fund's yield on any such securities. See the "Taxation" section below.

**Operational and Technology Risk** is the risk that cyber-attacks, disruptions, or failures that affect the Fund's service providers, counterparties, market participants, or issuers of securities held by the Fund may adversely affect the Fund and its shareholders, including by causing losses for the Fund or impairing Fund operations.

**Portfolio Turnover Risk** is the risk that high portfolio turnover will increase a Fund's transaction costs and may result in increased realization of net short-term capital gains (which are taxable to shareholders as ordinary income when distributed to them), higher taxable distributions and lower after-tax performance.

**Securities Market Risk** is the risk that the value of securities owned by the Fund may go up or down, sometimes rapidly or unpredictably, due to factors affecting particular companies or the securities markets generally. A general downturn in the securities market may cause multiple asset classes to decline in value simultaneously. Many factors can affect this value and you may lose money by investing in the Fund.

**Short Sales Risk** is the risk of loss associated with any appreciation on the price of a security borrowed in connection with a short sale. The Fund may engage in short sales that are not made “against-the-box,” which means that the Fund may sell short securities even when they are not actually owned or otherwise covered at all times during the period the short position is open. Short sales that are not made “against-the-box” involve unlimited loss potential since the market price of securities sold short may continuously increase.

**Swaps Risk** involves both the risks associated with an investment in the underlying investments or instruments (including equity investments) and counterparty risk. In a standard over-the-counter (“OTC”) swap transaction, two parties agree to exchange the returns, differentials in rates of return or some other amount calculated based on the “notional amount” of predetermined investments or instruments, which may be adjusted for an interest factor. Swaps can involve greater risks than direct investments in securities, because swaps may be leveraged and OTC swaps are subject to counterparty risk (e.g., the risk of a counterparty’s defaulting on the obligation or bankruptcy), credit risk and pricing risk (i.e., swaps may be difficult to value). Swaps may also be considered illiquid. Certain swap transactions, including interest rate swaps and index credit default swaps, may be subject to mandatory clearing and exchange trading, although the swaps in which the Fund will invest are not currently subject to mandatory clearing and exchange trading. The use of swaps is a highly specialized activity which involves investment techniques, risk analyses and tax planning different from those associated with ordinary portfolio securities transactions. The value of swaps, like many other derivatives, may move in unexpected ways and may result in losses for the Fund.

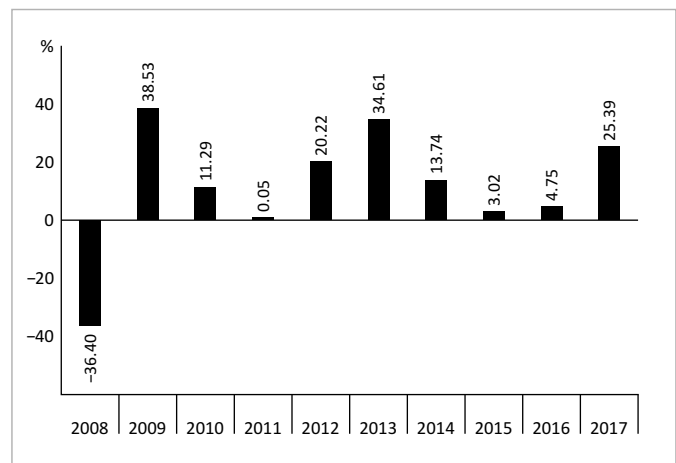
## Performance

The bar chart and the Average Annual Total Returns table below provide some indication of the risks of investing in the Fund by showing changes in the performance of the Fund’s Class A Shares for each full calendar year and by showing how the Fund’s average annual returns compare with the returns of a broad-based securities market index or indices. As with all mutual funds, the Fund’s past performance (before and after taxes) does not predict how the Fund will perform in the future. The Fund’s performance prior to February 1, 2016

reflects returns achieved when the Fund was sub-advised. The Fund’s performance prior to February 18, 2011 reflects returns achieved when the Fund was managed by a different investment adviser. If the Fund’s current management had been in place for the prior periods, the performance information shown would have been different. The Fund’s performance reflects applicable fee waivers and/or expense limitations in effect during the periods presented, without which returns would have been lower. Both the chart and the table assume the reinvestment of dividends and distributions. The bar chart does not reflect the deduction of applicable sales charges for Class A Shares. If sales charges had been reflected, the returns for Class A Shares would be less than those shown below. The returns of Class C and Class Y Shares would have substantially similar returns as Class A because the classes are invested in the same portfolio of securities and the annual returns would differ only to the extent that the classes have different expenses (including sales charges). Updated information on the Fund’s performance can be obtained by visiting <http://highlandfunds.com/highland-funds-2/> or by calling 1-877-665-1287.

## Calendar Year Total Returns

The bar chart shows the performance of the Fund’s Class A shares as of December 31.



The highest calendar quarter total return for Class A Shares of the Fund was 20.15% for the quarter ended June 30, 2009 and the lowest calendar quarter total return was -27.30% for the quarter ended December 31, 2008.

### Average Annual Total Returns

(For the periods ended December 31, 2017)

	1 Year	5 Years	10 Years
<b>Class A</b> (inception 12/31/96)			
Return Before Taxes	18.18%	14.32%	8.70%
Return After Taxes on Distributions	12.47%	10.95%	6.93%
Return After Taxes on Distributions and Sale of Fund Shares	14.78%	11.07%	6.82%
<b>Return Before Taxes</b>			
Class C (inception 9/30/99)	23.61%	14.83%	8.53%
Class Y (inception 12/31/96)	25.75%	15.97%	9.62%
<b>S&amp;P 500® Index</b> (reflects no deduction for fees, expenses or taxes) (inception 12/31/96)			
	21.83%	15.79%	8.50%
<b>Russell 1000® Growth Index</b> (reflects no deduction for fees, expenses or taxes) (inception 12/31/96)			
	30.21%	17.33%	10.00%

After-tax returns in the table above are shown for Class A Shares only and after-tax returns for other share classes will vary. After-tax returns are calculated using the historical highest individual federal marginal income tax rates and do not reflect the impact of state and local taxes. Actual after-tax returns depend on an investor's tax situation and may differ from those shown. For example, after-tax returns shown are not relevant to investors who hold their Fund shares through tax-advantaged arrangements, such as 401(k) plans or individual retirement accounts.

In some cases, average annual return after taxes on distributions and sale of fund shares is higher than the return before taxes and the average annual return after taxes on distributions because of realized losses that would have been sustained upon the sale of fund shares immediately after the relevant periods. The calculations assume that an investor holds the shares in a taxable account, is in the actual historical highest individual federal marginal income tax bracket for each year and would have been able to immediately utilize the full realized loss to reduce his or her federal tax liability. However, actual individual tax results may vary and investors should consult their tax advisers regarding their personal tax situations.

### Portfolio Management

Highland Capital Management Fund Advisors, L.P. serves as the investment adviser to the Fund. The primary individual portfolio managers for the Fund are:

Portfolio Manager	Portfolio Manager Experience in this Fund	Title with Adviser
James Dondero	2 years	President and Co-Founder
Michael Gregory	2 years	Head of Healthcare

### Purchase and Sale of Fund Shares

**Purchase minimum** (for Class A and Class C Shares) (reduced for certain accounts)

	By mail	By wire	Automatic
Initial Investment	\$500	\$1,000	\$25
Subsequent Investments	\$100	\$1,000	\$25

There is no program asset size or minimum investment requirements for initial and subsequent purchases of shares by eligible omnibus account investors.

**Purchase minimum** (for Class Y Shares) (eligible investors only)

Initial Investment	None
Subsequent Investments	None

Class Y Shares are available to investors who invest through programs or platforms maintained by an authorized financial intermediary.

Individual investors that invest directly with the Fund are not eligible to invest in Class Y Shares.

The Fund reserves the right to apply or waive investment minimums under certain circumstances as described in the Prospectus under the "Choosing a Share Class" section.

You may purchase shares of the Fund by mail, bank wire, electronic funds transfer or by telephone after you have opened an account with the Fund. You may obtain an account application from your financial intermediary, from the Fund by calling 1-877-665-1287 or from the Fund's website at <http://highlandfunds.com/literature>.

In general, you may sell (redeem) all or part of your Fund shares on any business day through the following options:

- Through your Financial Intermediary
- By writing to Highland Funds II — Highland Premier Growth Equity Fund, PO Box 8656, Boston, Massachusetts 02266-8656, or
- By calling DST Asset Manager Solutions, Inc. at 1-877-665-1287

Financial intermediaries may independently charge fees for shareholder transactions or for advisory services. Please see their materials for details.

**Tax Information**

The Fund intends to make distributions that generally will be taxable to you as ordinary income, qualified dividend income or capital gains, unless you are a tax-exempt investor or otherwise investing in the Fund through a tax-advantaged arrangement, such as a 401(k) plan or an individual retirement account. If you are investing in the Fund through a tax-advantaged arrangement, you may be taxed later upon withdrawals from that arrangement.

**Payments to Broker-Dealers and Other Financial Intermediaries**

If you purchase shares of the Fund through a broker-dealer or other financial intermediary (such as a bank), the Fund and its related companies may pay the intermediary for the sale of Fund shares and related services. These payments may create a conflict of interest by influencing the broker-dealer or other intermediary and your salesperson to recommend the Fund over another investment. Ask your salesperson or visit your financial intermediary's website for more information.

# Highland Small-Cap Equity Fund

## Investment Objective

The investment objective of Highland Small-Cap Equity Fund (“Highland Small-Cap Equity Fund” or the “Fund”) is to seek long-term growth of capital.

## Fees and Expenses of the Fund

The following tables describe the fees and expenses that you may pay if you buy and hold shares of the Fund.

You may qualify for sales charge discounts on purchases of Class A Shares if you and your family invest, or agree to invest in the future, at least \$50,000 in Highland Funds II equity funds and/or asset allocation funds, or at least \$100,000 in Highland Funds II fixed income funds. More information about these and other discounts is available from your financial professional and in the “Reduced Sales Charges for Class A Shares” section on page 86 of the Fund’s Prospectus and the “Programs for Reducing or Eliminating Sales Charges” section on page 70 of the Fund’s Statement of Additional Information. Investors investing in the Fund through an intermediary should consult the Appendix to the Fund’s Prospectus, which includes information regarding financial intermediary-specific sales charges and related discount policies that apply to purchases through certain specified intermediaries.

### Shareholder Fees (fees paid directly from your investment)

	Class A	Class C	Class Y
Maximum Sales Charge (Load) Imposed on Purchases (as a % of offering price)	5.75%	None	None
Maximum Sales Charge (Load) Imposed on Reinvested Dividends and other Distributions (as a % of offering price)	None	None	None
Maximum Deferred Sales Charge (Load) (as a % of the net asset value at the time of purchase or redemption, whichever is lower)	None <sup>1</sup>	1.00% <sup>2</sup>	None
Exchange Fee	None	None	None
Redemption Fee	None	None	None

### Annual Fund Operating Expenses (expenses that you pay each year as a percentage of the value of your investment)

	Class A	Class C	Class Y
Management Fee	0.95%	0.95%	0.95%
Distribution and/or Service (12b-1) Fees	0.25%	1.00%	None
Other Expenses	0.80%	0.81%	0.83%
Interest Payments and Commitment Fees on Borrowed Funds	0.19%	0.19%	0.19%
Dividend Expense on Short Sales	0.07%	0.07%	0.07%
Remainder of Other Expenses	0.54%	0.55%	0.57%
Total Annual Fund Operating Expenses	2.00%	2.76%	1.78%
Expense Reimbursement <sup>3</sup>	0.34%	0.35%	0.37%
Total Annual Fund Operating Expenses After Expense Reimbursement	1.66%	2.41%	1.41%

<sup>1</sup> Class A Shares bought without an initial sales charge in accounts aggregating \$1 million or more at the time of purchase are subject to a 0.50% contingent deferred sales charge (“CDSC”) if the shares are sold within one year of purchase.

<sup>2</sup> Class C Shares are subject to a 1% CDSC for redemptions of shares within one year of purchase. This CDSC does not apply to redemptions under a systematic withdrawal plan.

<sup>3</sup> Highland Capital Management Fund Advisors, L.P. (“HCMFA” or the “Adviser”) has contractually agreed to limit the total annual operating expenses (exclusive of fees paid by the Fund pursuant to its distribution plan pursuant to Rule 12b-1 under the Investment Company Act of 1940, as amended (the “1940 Act”), taxes, such as deferred tax expenses, dividend expenses on short sales, interest payments, brokerage commissions and other transaction costs, acquired fund fees and expenses and extraordinary expenses (collectively, the “Excluded Expenses”)) of the Fund to 1.15% of average daily net assets attributable to any class of the Fund (the “Expense Cap”). The Expense Cap will continue through at least January 31, 2019, and may not be terminated prior to this date without the action or consent of the Fund’s Board of Trustees. Under the expense limitation agreement, the Adviser may recoup waived and/or reimbursed amounts with respect to the Fund within thirty-six months of the date such amounts were waived or reimbursed, provided the Fund’s total annual operating expenses, including such recoupment, do not exceed the Expense Cap in effect at the time of such waiver/reimbursement.



### Expense Example

This Example helps you compare the cost of investing in the Fund to the cost of investing in other mutual funds. The Example assumes that (i) you invest \$10,000 in the Fund for the time periods indicated and then sell or redeem all your shares at the end of those periods, (ii) your investment has a 5% return each year, and (iii) operating expenses remain the same. Only the first year of each period in the Example takes into account the expense reimbursement described in the footnote above. Your actual costs may be higher or lower.

	1 Year	3 Years	5 Years	10 Years
Class A	\$734	\$1,135	\$1,561	\$2,743
Class C				
if you do not sell your shares	\$244	\$ 823	\$1,428	\$3,064
if you sold all your shares at the end of the period	\$344	\$ 823	\$1,428	\$3,064
Class Y	\$144	\$ 524	\$ 930	\$2,064

### Portfolio Turnover

The Fund pays transaction costs, such as commissions, when it buys and sells securities (or “turns over” its portfolio). A higher portfolio turnover rate may indicate higher transaction costs and may result in higher taxes when Fund shares are held in a taxable account. These costs, which are not reflected in Annual Fund Operating Expenses or in the Expense Example, affect the Fund’s performance. During the most recent fiscal year, the Fund’s portfolio turnover rate was 84% of the average value of its portfolio.

### Principal Investment Strategies

The Fund seeks to achieve its investment objective by investing at least 80% of its net assets under normal circumstances in equity securities, such as common and preferred stocks, of small-cap companies, plus borrowing for investment purposes. This investment policy may be changed by the Fund upon 60 days’ prior written notice to shareholders.

The Fund uses an investment strategy that combines growth, value and core investment management styles. The Fund defines a small-cap company as one with a market capitalization that falls between (a) the bottom range of the Russell 2000® Index (“Russell 2000 Index”) and (b) the greater of either the top range of the Russell 2000 Index or \$3.0 billion. As of September 30, 2017, the market capitalization of companies in the Russell 2000 Index ranged from \$20.8 million to \$5.9 billion.<sup>1</sup> The portfolio manager will not sell a stock merely because the market capitalization of a company in the portfolio moves outside its capitalization range or because the index capitalization range changes. Stock selection is key to the performance of the Fund.

<sup>1</sup> The Russell 2000 Index is constructed to provide an unbiased small-cap barometer and is reconstituted annually. The capitalization range, however, may change significantly intra-year due to changes in the market capitalization of securities in the Index.

The portfolio manager seeks to identify securities of companies with characteristics such as:

- high quality management focused on generating shareholder value
- attractive products or services
- appropriate capital structure
- strong competitive positions in their industries

The portfolio managers may consider selling a security when one of these characteristics no longer applies, or when valuation becomes excessive and more attractive alternatives are identified.

The Fund may borrow for investment purposes. To the extent the Fund borrows and invests the proceeds, the Fund will create financial leverage. The use of borrowing for investment purposes increases both investment opportunity and investment risk.

The Fund may also sell securities short and use futures and options to gain short exposure. The Adviser will vary the Fund’s long and short exposures over time based on its assessment of market conditions and other factors.

The Fund also may invest to a lesser extent in securities with capitalizations outside the Fund’s small-cap range, debt securities and foreign (non-U.S.) securities. The Fund may also invest in exchange-traded funds (“ETFs”). The Fund may invest without limitation in warrants and may also use derivatives, primarily swaps (including equity, variance and volatility swaps), options and futures contracts on securities, interest rates, commodities and/or currencies, as substitutes for direct investments the Fund can make. The Fund may also use derivatives such as swaps, options (including options on futures), futures, and foreign currency transactions (e.g., foreign currency swaps, futures and forwards) to any extent deemed by the Adviser to be in the best interest of the Fund, and to the extent permitted by the 1940 Act, to hedge various investments for risk management and speculative purposes.

### Principal Risks

When you sell Fund shares, they may be worth less than what you paid for them. Consequently, you can lose money by investing in the Fund. No assurance can be given that the Fund will achieve its investment objective, and investment results may vary substantially over time and from period to period. An investment in the Fund is not appropriate for all investors.

---

An investment in the Fund is not a deposit of any bank and is not insured or guaranteed by the Federal Deposit Insurance Corporation (FDIC) or any other government agency.

**Credit Risk** is the risk that the issuers of certain securities or the counterparties of a derivatives contract or repurchase contract might be unable or unwilling (or perceived as being unable or unwilling) to make interest and/or principal payments when due, or to otherwise honor its obligations. Debt securities are subject to the risk of non-payment of scheduled interest and/or principal. Non-payment would result in a reduction of income to the Fund, a reduction in the value of the obligation experiencing non-payment and a potential decrease in the net asset value (“NAV”) of the Fund.

**Currency Risk** is the risk that fluctuations in exchange rates will adversely affect the value of the Fund’s foreign currency holdings and investments denominated in foreign currencies.

**Derivatives Risk** is a combination of several risks, including the risks that: (1) an investment in a derivative instrument may not correlate well with the performance of the securities or asset class to which the Fund seeks exposure, (2) derivative contracts, including options, may expire worthless and the use of derivatives may result in losses to the Fund, (3) a derivative instrument entailing leverage may result in a loss greater than the principal amount invested, (4) derivatives not traded on an exchange may be subject to credit risk, for example, if the counterparty does not meet its obligations (see also “Counterparty Risk”), and (5) derivatives not traded on an exchange may be subject to liquidity risk and the related risk that the instrument is difficult or impossible to value accurately. As a general matter, when the Fund establishes certain derivative instrument positions, such as certain futures, options and forward contract positions, it will segregate liquid assets (such as cash, U.S. Treasury bonds or commercial paper) equivalent to the Fund’s outstanding obligations under the contract or in connection with the position. In addition, changes in laws or regulations may make the use of derivatives more costly, may limit the availability of derivatives, or may otherwise adversely affect the use, value or performance of derivatives. The Fund’s ability to pursue its investment strategy, including its strategy of investing in certain derivative instruments, may be limited to or adversely affected by the Fund’s intention to qualify as a RIC, and its strategy may bear adversely on its ability to so qualify.

**Exchange-Traded Funds (“ETF”) Risk** is the risk that the price movement of an ETF may not exactly track the underlying index and may result in a loss. In addition, shareholders bear both their proportionate share of the Fund’s expenses and similar expenses of the underlying investment company when the Fund invests in shares of another investment company.

**Growth Investing Risk** is the risk of investing in growth stocks that may be more volatile than other stocks because they are more sensitive to investor perceptions of the issuing company’s growth potential. Growth-oriented funds will typically underperform when value investing is in favor.

**Hedging Risk** is the risk that, although intended to limit or reduce investment risk, hedging strategies may also limit or reduce the potential for profit. There is no assurance that hedging strategies will be successful.

**Interest Rate Risk** is the risk that fixed income securities will decline in value because of changes in interest rates. When interest rates decline, the value of fixed rate securities already held by the Fund can be expected to rise. Conversely, when interest rates rise, the value of existing fixed rate portfolio securities can be expected to decline. A fund with a longer average portfolio duration will be more sensitive to changes in interest rates than a fund with a shorter average portfolio duration.

**Leverage Risk** is the risk associated with the use of leverage for investment purposes to create opportunities for greater total returns. Any investment income or gains earned with respect to the amounts borrowed that are in excess of the interest that is due on the borrowing will augment the Fund’s income. Conversely, if the investment performance with respect to the amounts borrowed fails to cover the interest on such borrowings, the value of the Fund’s shares may decrease more quickly than would otherwise be the case. Interest payments and fees incurred in connection with such borrowings will reduce the amount of net income available for payment to Fund shareholders.

**Non-U.S. Securities Risk** is the risk associated with investing in non-U.S. issuers. Investments in securities of non-U.S. issuers involve certain risks not involved in domestic investments (for example, fluctuations in foreign exchange rates (for non-U.S. securities not denominated in U.S. dollars); future foreign economic, financial, political and social developments; nationalization; exploration or confiscatory taxation; smaller markets; different trading and settlement practices; less governmental supervision; and different accounting, auditing and financial recordkeeping standards and requirements) that may result in the Fund experiencing more rapid and extreme changes in value than a fund that invests exclusively in securities of U.S. companies. These risks are magnified for investments in issuers tied economically to emerging markets, the economies of which tend to be more volatile than the economies of developed markets. In addition, certain investments in non-U.S. securities may be subject to foreign withholding and other taxes on interest, dividends, capital gains or other income or proceeds. Those taxes will reduce the Fund’s yield on any such securities. See the “Taxation” section below.



**Operational and Technology Risk** is the risk that cyber-attacks, disruptions, or failures that affect the Fund's service providers, counterparties, market participants, or issuers of securities held by the Fund may adversely affect the Fund and its shareholders, including by causing losses for the Fund or impairing Fund operations.

**Portfolio Turnover Risk** is the risk that high portfolio turnover will increase a Fund's transaction costs and may result in increased realization of net short-term capital gains (which are taxable to shareholders as ordinary income when distributed to them), higher taxable distributions and lower after-tax performance.

**Securities Market Risk** is the risk that the value of securities owned by the Fund may go up or down, sometimes rapidly or unpredictably, due to factors affecting particular companies or the securities markets generally. A general downturn in the securities market may cause multiple asset classes to decline in value simultaneously. Many factors can affect this value and you may lose money by investing in the Fund.

**Short Sales Risk** is the risk of loss associated with any appreciation on the price of a security borrowed in connection with a short sale. The Fund may engage in short sales that are not made "against-the-box," which means that the Fund may sell short securities even when they are not actually owned or otherwise covered at all times during the period the short position is open. Short sales that are not made "against-the-box" involve unlimited loss potential since the market price of securities sold short may continuously increase.

**Small-Cap Company Risk** is the risk that investing in the securities of small-cap companies either directly or indirectly through investments in ETFs, closed-end funds or mutual funds ("Underlying Funds") may pose greater market and liquidity risks than larger, more established companies, because of limited product lines and/or operating history, limited financial resources, limited trading markets, and the potential lack of management depth. In addition, the securities of such companies are typically more volatile than securities of larger capitalization companies.

**Swaps Risk** involves both the risks associated with an investment in the underlying investments or instruments (including equity investments) and counterparty risk. In a standard over-the-counter ("OTC") swap transaction, two parties agree to exchange the returns, differentials in rates of return or some other amount calculated based on the "notional amount" of predetermined investments or instruments, which may be adjusted for an interest factor. Swaps can involve greater risks than direct investments in securities, because swaps may be leveraged and OTC swaps are subject to counterparty risk (e.g., the risk of a counterparty's defaulting on the obligation or bankruptcy),

credit risk and pricing risk (i.e., swaps may be difficult to value). Swaps may also be considered illiquid. Certain swap transactions, including interest rate swaps and index credit default swaps, may be subject to mandatory clearing and exchange trading, although the swaps in which the Fund will invest are not currently subject to mandatory clearing and exchange trading. The use of swaps is a highly specialized activity which involves investment techniques, risk analyses and tax planning different from those associated with ordinary portfolio securities transactions. The value of swaps, like many other derivatives, may move in unexpected ways and may result in losses for the Fund.

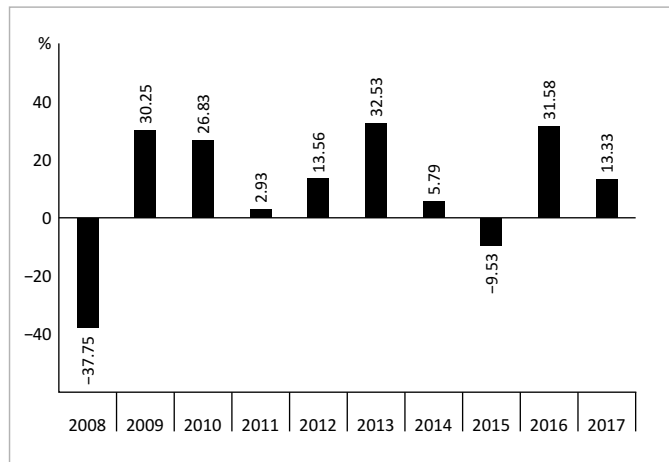
**Value Investing Risk** is the risk of investing in undervalued stocks that may not realize their perceived value for extended periods of time or may never realize their perceived value. Value stocks may respond differently to market and other developments than other types of stocks. Value-oriented funds will typically underperform when growth investing is in favor.

## Performance

The bar chart and the Average Annual Total Returns table below provide some indication of the risks of investing in the Fund by showing changes in the performance of the Fund's Class A Shares for each full calendar year and by showing how the Fund's average annual returns compare with the returns of a broad-based securities market index or indices. As with all mutual funds, the Fund's past performance (before and after taxes) does not predict how the Fund will perform in the future. The Fund's performance prior to February 18, 2011 reflects returns achieved when the Fund was managed by a different investment adviser. If the Fund's current management had been in place for the prior periods, the performance information shown would have been different. The Fund's performance reflects applicable fee waivers and/or expense limitations in effect during the periods presented, without which returns would have been lower. Both the chart and the table assume the reinvestment of dividends and distributions. The bar chart does not reflect the deduction of applicable sales charges for Class A Shares. If sales charges had been reflected, the returns for Class A Shares would be less than those shown below. The returns of Class C and Class Y Shares would have substantially similar returns as Class A because the classes are invested in the same portfolio of securities and the annual returns would differ only to the extent that the classes have different expenses (including sales charges). Updated information on the Fund's performance can be obtained by visiting <http://highlandfunds.com/highland-funds-2/> or by calling 1-877-665-1287.

## Calendar Year Total Returns

The bar chart shows the performance of the Fund's Class A shares as of December 31.



The highest calendar quarter total return for Class A Shares of the Fund was 21.25% for the quarter ended June 30, 2009 and the lowest calendar quarter total return was -27.95% for the quarter ended December 31, 2008.

## Average Annual Total Returns

(For the periods ended December 31, 2017)

	1 Year	5 Years	10 Years
<b>Class A</b> (inception 9/30/98)			
Return Before Taxes	6.82%	12.26%	7.92%
Return After Taxes on Distributions	0.47%	8.95%	6.00%
Return After Taxes on Distributions and Sale of Fund Shares	4.69%	8.82%	5.88%
<b>Return Before Taxes</b>			
Class C (inception 9/30/99)	11.59%	12.75%	7.75%
Class Y (inception 9/30/98)	13.64%	13.90%	8.86%
<b>Russell 2000 Index</b> (reflects no deduction for fees, expenses or taxes) (inception 9/30/98)			
	14.65%	14.12%	8.71%

After-tax returns in the table above are shown for Class A Shares only and after-tax returns for other share classes will vary. After-tax returns are calculated using the historical highest individual federal marginal income tax rates and do not reflect the impact of state and local taxes. Actual after-tax returns depend on an investor's tax situation and may differ from those shown. For example, after-tax returns shown are not relevant to investors who hold their Fund shares through tax-advantaged arrangements, such as 401(k) plans or individual retirement accounts.

In some cases, average annual return after taxes on distributions and sale of fund shares is higher than the return before taxes and the average annual return after taxes on

distributions because of realized losses that would have been sustained upon the sale of fund shares immediately after the relevant periods. The calculations assume that an investor holds the shares in a taxable account, is in the actual historical highest individual federal marginal income tax bracket for each year and would have been able to immediately utilize the full realized loss to reduce his or her federal tax liability. However, actual individual tax results may vary and investors should consult their tax advisers regarding their personal tax situations.

## Portfolio Management

Highland Capital Management Fund Advisors, L.P. serves as the investment adviser to the Fund. The primary individual portfolio managers for the Fund are:

Portfolio Manager	Portfolio Manager Experience in this Fund	Title with Adviser
James Dondero	2 years	President and Co-Founder
Michael Gregory	2 years	Head of Healthcare

## Purchase and Sale of Fund Shares

**Purchase minimum** (for Class A and Class C Shares) (reduced for certain accounts)

	By mail	By wire	Automatic
Initial Investment	\$500	\$1,000	\$25
Subsequent Investments	\$100	\$1,000	\$25

There is no program asset size or minimum investment requirements for initial and subsequent purchases of shares by eligible omnibus account investors.

**Purchase minimum** (for Class Y Shares) (eligible investors only)

Initial Investment	None
Subsequent Investments	None

Class Y Shares are available to investors who invest through programs or platforms maintained by an authorized financial intermediary.

Individual investors that invest directly with the Fund are not eligible to invest in Class Y Shares.

The Fund reserves the right to apply or waive investment minimums under certain circumstances as described in the Prospectus under the "Choosing a Share Class" section.

You may purchase shares of the Fund by mail, bank wire, electronic funds transfer or by telephone after you have opened an account with the Fund. You may obtain an account application from your financial intermediary, from the Fund by calling 1-877-665-1287 or from the Fund's website at <http://highlandfunds.com/literature>.

In general, you may sell (redeem) all or part of your Fund shares on any business day through the following options:

- Through your Financial Intermediary
- By writing to Highland Funds II — Highland Small-Cap Equity Fund, PO Box 8656, Boston, Massachusetts 02266-8656, or
- By calling DST Asset Manager Solutions, Inc. at 1-877-665-1287

Financial intermediaries may independently charge fees for shareholder transactions or for advisory services. Please see their materials for details.

### **Tax Information**

The Fund intends to make distributions that generally will be taxable to you as ordinary income, qualified dividend income or capital gains, unless you are a tax-exempt investor or otherwise investing in the Fund through a tax-advantaged arrangement, such as a 401(k) plan or an individual retirement account. If you are investing in the Fund through a tax-advantaged arrangement, you may be taxed later upon withdrawals from that arrangement.

### **Payments to Broker-Dealers and Other Financial Intermediaries**

If you purchase shares of the Fund through a broker-dealer or other financial intermediary (such as a bank), the Fund and its related companies may pay the intermediary for the sale of Fund shares and related services. These payments may create a conflict of interest by influencing the broker-dealer or other intermediary and your salesperson to recommend the Fund over another investment. Ask your salesperson or visit your financial intermediary's website for more information.

# Highland Fixed Income Fund

## Investment Objective

The investment objective of Highland Fixed Income Fund (“Highland Fixed Income Fund” or the “Fund”) is to seek maximum income consistent with prudent investment management and the preservation of capital.

## Fees and Expenses of the Fund

The following tables describe the fees and expenses that you may pay if you buy and hold shares of the Fund.

You may qualify for sales charge discounts on purchases of Class A Shares if you and your family invest, or agree to invest in the future, at least \$50,000 in Highland Funds II equity funds and/or asset allocation funds, or at least \$100,000 in Highland Funds II fixed income funds. More information about these and other discounts is available from your financial professional and in the “Reduced Sales Charges for Class A Shares” section on page 86 of the Fund’s Prospectus and the “Programs for Reducing or Eliminating Sales Charges” section on page 70 of the Fund’s Statement of Additional Information. Investors investing in the Fund through an intermediary should consult the Appendix to the Fund’s Prospectus, which includes information regarding financial intermediary-specific sales charges and related discount policies that apply to purchases through certain specified intermediaries.

### Shareholder Fees (fees paid directly from your investment)

	Class A	Class C	Class Y
Maximum Sales Charge (Load) Imposed on Purchases (as a % of offering price)	4.25%	None	None
Maximum Sales Charge (Load) Imposed on Reinvested Dividends and other Distributions (as a % of offering price)	None	None	None
Maximum Deferred Sales Charge (Load) (as a % of the net asset value at the time of purchase or redemption, whichever is lower)	None <sup>1</sup>	1.00% <sup>2</sup>	None
Exchange Fee	None	None	None
Redemption Fee	None	None	None

### Annual Fund Operating Expenses (expenses that you pay each year as a percentage of the value of your investment)

	Class A	Class C	Class Y
Management Fee	0.30%	0.30%	0.30%
Distribution and/or Service (12b-1) Fees	0.25%	1.00%	None
Other Expenses	0.38%	0.38%	0.38%
Acquired Fund Fees and Expenses	0.11%	0.11%	0.11%
Total Annual Fund Operating Expenses <sup>3</sup>	1.04%	1.79%	0.79%
Expense Reimbursement <sup>4</sup>	0.03%	0.03%	0.03%
Total Annual Fund Operating Expenses After Expense Reimbursement	1.01%	1.76%	0.76%

<sup>1</sup> Class A Shares bought without an initial sales charge in accounts aggregating \$1 million or more at the time of purchase are subject to a 0.50% contingent deferred sales charge (“CDSC”) if the shares are sold within one year of purchase.

<sup>2</sup> Class C Shares are subject to a 1% CDSC for redemptions of shares within one year of purchase. This CDSC does not apply to redemptions under a systematic withdrawal plan.

<sup>3</sup> Total Annual Fund Operating Expenses differ from the ratio of expenses to average net assets shown in the Financial Highlights, which reflect the operating expenses of the Fund and do not include acquired fund fees and expenses.

<sup>4</sup> Highland Capital Management Fund Advisors, L.P. (“HCMFA” or the “Adviser”) has contractually agreed to limit the total annual operating expenses (exclusive of fees paid by the Fund pursuant to its distribution plan pursuant to Rule 12b-1 under the Investment Company Act of 1940, as amended (the “1940 Act”), taxes, such as deferred tax expenses, dividend expenses on short sales, interest payments, brokerage commissions and other transaction costs, acquired fund fees and expenses and extraordinary expenses (collectively, the “Excluded Expenses”)) of the Fund to 0.65% of average daily net assets attributable to any class of the Fund (the “Expense Cap”). The Expense Cap will continue through at least January 31, 2019, and may not be terminated prior to this date without the action or consent of the Fund’s Board of Trustees. Under the expense limitation agreement, the Adviser may recoup waived and/or reimbursed amounts with respect to the Fund within thirty-six months of the date such amounts were waived or reimbursed, provided the Fund’s total annual operating expenses, including such recoupment, do not exceed the Expense Cap in effect at the time of such waiver/reimbursement.

### Expense Example

This Example helps you compare the cost of investing in the Fund to the cost of investing in other mutual funds. The Example assumes that (i) you invest \$10,000 in the Fund for the time periods indicated and then sell or redeem all your shares at the end of those periods, (ii) your investment has a 5% return each year, and (iii) operating expenses remain the same. Only the first year of each period in the Example takes into account the expense reimbursement described in the footnote above. Your actual costs may be higher or lower.

	1 Year	3 Years	5 Years	10 Years
Class A	\$524	\$739	\$972	\$1,639
Class C				
if you do not sell your shares	\$179	\$560	\$967	\$2,103
if you sold all your shares at the end of the period	\$279	\$560	\$967	\$2,103
Class Y	\$ 78	\$249	\$436	\$ 975

### Portfolio Turnover

The Fund pays transaction costs, such as commissions, when it buys and sells securities (or “turns over” its portfolio). A higher portfolio turnover rate may indicate higher transaction costs and may result in higher taxes when Fund shares are held in a taxable account. These costs, which are not reflected in Annual Fund Operating Expenses or in the Expense Example, affect the Fund’s performance. During the most recent fiscal year, the Fund’s portfolio turnover rate was 20% of the average value of its portfolio.

### Principal Investment Strategies

The Fund seeks to achieve its investment objective by investing at least 80% of its net assets under normal circumstances in debt securities. This investment policy may be changed by the Fund upon 60 days’ prior written notice to shareholders.

Highland Capital Management Fund Advisors, L.P. (“HCMFA” or the “Adviser”), the Fund’s investment adviser, has allocated all the assets of the Fund to be managed/advised by First Foundation Advisors (“FFA” or the “Sub-Adviser”), the Fund’s sub-adviser. The Fund invests primarily in a variety of investment-grade debt securities, such as mortgage-backed securities, corporate bonds, U.S. Government securities and money market instruments. The Fund normally has a weighted average maturity of approximately five to ten years, but is subject to no limitation with respect to the maturities of the instruments in which it may invest.

U.S. Government securities are securities that are issued or guaranteed as to principal and interest by the U.S. Government or one of its agencies or instrumentalities.

Some U.S. Government securities are backed by the full faith and credit of the U.S. Government, such as U.S. Treasury bills and notes and obligations of the Government National Mortgage Association (Ginnie Mae). Other U.S. Government securities are neither issued nor guaranteed by the full faith and credit of the U.S. Government, including those issued by the Federal National Mortgage Association (Fannie Mae) and the Federal Home Loan Mortgage Corporation (Freddie Mac). Fannie Mae and Freddie Mac have been operating under a conservatorship since 2008, with the Federal Housing Finance Authority acting as their conservator, and receive certain financing support from and have access to certain borrowing arrangements with the U.S. Treasury.

The portfolio managers seek to identify debt securities with characteristics such as:

- attractive yields and prices
- the potential for capital appreciation
- reasonable credit quality

The portfolio managers may consider selling a security when one of these characteristics no longer applies, or when valuation becomes excessive and more attractive alternatives are identified.

The Fund also may invest to a lesser extent in non-mortgage asset-backed securities, high yield securities (also known as “junk securities”), foreign (non-U.S.) and emerging market debt securities and equity securities, such as exchange-traded funds (“ETFs”).

The portfolio managers may also use various types of derivatives (such as options, futures and options on futures) to manage interest rate risk (also known as duration) and to manage exposure to credit quality. The reference in the Fund’s investment objective to capital preservation does not indicate that the Fund may not lose money. The investment adviser seeks to employ strategies that are consistent with capital preservation, but there can be no assurance that the investment adviser will be successful in doing so.

### Principal Risks

When you sell Fund shares, they may be worth less than what you paid for them. Consequently, you can lose money by investing in the Fund. No assurance can be given that the Fund will achieve its investment objective, and investment results may vary substantially over time and from period to period. An investment in the Fund is not appropriate for all investors.

An investment in the Fund is not a deposit of any bank and is not insured or guaranteed by the Federal Deposit Insurance Corporation (FDIC) or any other government agency.



---

**Asset-Backed Securities Risk** is the risk of investing in asset-backed securities, and includes interest rate risk, prepayment risk and the risk that the Fund could lose money if there are defaults on the loans underlying these securities.

**Credit Risk** is the risk that the issuers of certain securities or the counterparties of a derivatives contract or repurchase contract might be unable or unwilling (or perceived as being unable or unwilling) to make interest and/or principal payments when due, or to otherwise honor its obligations. Debt securities are subject to the risk of non-payment of scheduled interest and/or principal. Non-payment would result in a reduction of income to the Fund, a reduction in the value of the obligation experiencing non-payment and a potential decrease in the net asset value (“NAV”) of the Fund.

**Currency Risk** is the risk that fluctuations in exchange rates will adversely affect the value of the Fund’s foreign currency holdings and investments denominated in foreign currencies.

**Debt Securities Risk** is the risk associated with the fact that the value of debt securities typically changes in response to various factors, including, by way of example, market-related factors (such as changes in interest rates or changes in the risk appetite of investors generally) and changes in the actual or perceived ability of the issuer (or of issuers generally) to meet its (or their) obligations. During periods of rising interest rates, debt securities generally decline in value. Conversely, during periods of falling interest rates, debt securities generally rise in value. This kind of market risk is generally greater for funds investing in debt securities with longer maturities.

**Derivatives Risk** is a combination of several risks, including the risks that: (1) an investment in a derivative instrument may not correlate well with the performance of the securities or asset class to which the Fund seeks exposure, (2) derivative contracts, including options, may expire worthless and the use of derivatives may result in losses to the Fund, (3) a derivative instrument entailing leverage may result in a loss greater than the principal amount invested, (4) derivatives not traded on an exchange may be subject to credit risk, for example, if the counterparty does not meet its obligations (see also “Counterparty Risk”), and (5) derivatives not traded on an exchange may be subject to liquidity risk and the related risk that the instrument is difficult or impossible to value accurately. As a general matter, when the Fund establishes certain derivative instrument positions, such as certain futures, options and forward contract positions, it will segregate liquid assets (such as cash, U.S. Treasury bonds or commercial paper) equivalent to the Fund’s outstanding obligations under the contract or in connection with the position. In addition, changes in laws or regulations may make the use of derivatives more costly, may limit the availability of derivatives, or may otherwise adversely affect

the use, value or performance of derivatives. The Fund’s ability to pursue its investment strategy, including its strategy of investing in certain derivative instruments, may be limited to or adversely affected by the Fund’s intention to qualify as a RIC, and its strategy may bear adversely on its ability to so qualify.

**Emerging Markets Risk** is the risk of investing in securities of issuers tied economically to emerging markets, which entails all of the risks of investing in securities of non-U.S. issuers detailed below under “Non-U.S. Securities Risk” to a heightened degree. These heightened risks include: (i) greater risks of expropriation, confiscatory taxation, nationalization, and less social, political and economic stability; (ii) the smaller size of the markets for such securities and a lower volume of trading, resulting in lack of liquidity and in price volatility; (iii) greater fluctuations in currency exchange rates; and (iv) certain national policies that may restrict the Fund’s investment opportunities, including restrictions on investing in issuers or industries deemed sensitive to relevant national interests.

**Exchange-Traded Funds (“ETF”) Risk** is the risk that the price movement of an ETF may not exactly track the underlying index and may result in a loss. In addition, shareholders bear both their proportionate share of the Fund’s expenses and similar expenses of the underlying investment company when the Fund invests in shares of another investment company.

**High Yield Debt Securities Risk** is the risk that below investment grade securities or unrated securities of similar credit quality (commonly known as “high yield securities” or “junk securities”) are more likely to default than higher rated securities. The Fund’s ability to invest in high-yield debt securities generally subjects the Fund to greater risk than securities with higher ratings. Such securities are regarded by the rating organizations as predominantly speculative with respect to capacity to pay interest and repay principal in accordance with the terms of the obligation. The market value of these securities is generally more sensitive to corporate developments and economic conditions and can be volatile. Market conditions can diminish liquidity and make accurate valuations difficult to obtain.

**Interest Rate Risk** is the risk that fixed income securities will decline in value because of changes in interest rates. When interest rates decline, the value of fixed rate securities already held by the Fund can be expected to rise. Conversely, when interest rates rise, the value of existing fixed rate portfolio securities can be expected to decline. A fund with a longer average portfolio duration will be more sensitive to changes in interest rates than a fund with a shorter average portfolio duration.

**Mortgage-Backed Securities Risk** is the risk of investing in mortgage-backed securities, and includes interest rate risk, liquidity risk and credit risk, which may be heightened in connection with investments in loans to “subprime” borrowers. Certain mortgage-backed securities are also subject to prepayment risk. Mortgage-backed securities, because they are backed by mortgage loans, are also subject to risks related to real estate, and securities backed by private-issued mortgages may experience higher rates of default on the underlying mortgages than securities backed by government-issued mortgages. The Fund could lose money if there are defaults on the mortgage loans underlying these securities.

**Non-U.S. Securities Risk** is the risk associated with investing in non-U.S. issuers. Investments in securities of non-U.S. issuers involve certain risks not involved in domestic investments (for example, fluctuations in foreign exchange rates (for non-U.S. securities not denominated in U.S. dollars); future foreign economic, financial, political and social developments; nationalization; exploration or confiscatory taxation; smaller markets; different trading and settlement practices; less governmental supervision; and different accounting, auditing and financial recordkeeping standards and requirements) that may result in the Fund experiencing more rapid and extreme changes in value than a fund that invests exclusively in securities of U.S. companies. These risks are magnified for investments in issuers tied economically to emerging markets, the economies of which tend to be more volatile than the economies of developed markets. In addition, certain investments in non-U.S. securities may be subject to foreign withholding and other taxes on interest, dividends, capital gains or other income or proceeds. Those taxes will reduce the Fund’s yield on any such securities. See the “Taxation” section below.

**Operational and Technology Risk** is the risk that cyber-attacks, disruptions, or failures that affect the Fund’s service providers, counterparties, market participants, or issuers of securities held by the Fund may adversely affect the Fund and its shareholders, including by causing losses for the Fund or impairing Fund operations.

**Portfolio Turnover Risk** is the risk that high portfolio turnover will increase a Fund’s transaction costs and may result in increased realization of net short-term capital gains (which are taxable to shareholders as ordinary income when distributed to them), higher taxable distributions and lower after-tax performance.

**Prepayment Risk** is the risk that during periods of falling interest rates, issuers of debt securities may repay higher rate securities before their maturity dates. This may cause the

Fund to lose potential price appreciation and to be forced to reinvest the unanticipated proceeds at lower interest rates. This may adversely affect the NAV of the Fund’s shares.

**Restricted Securities Risk** is the risk that the Sub-Adviser may not be able to sell restricted securities, such as securities issued pursuant to Rule 144A of the Securities Act of 1933, at the price it would like or may have to sell them at a loss.

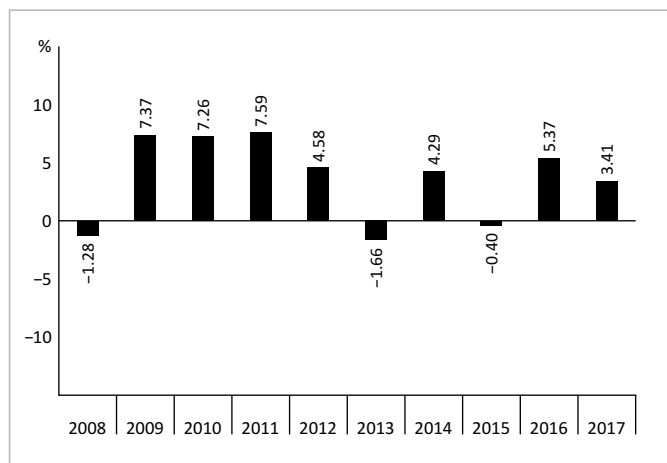
**Securities Market Risk** is the risk that the value of securities owned by the Fund may go up or down, sometimes rapidly or unpredictably, due to factors affecting particular companies or the securities markets generally. A general downturn in the securities market may cause multiple asset classes to decline in value simultaneously. Many factors can affect this value and you may lose money by investing in the Fund.

### Performance

The bar chart and the Average Annual Total Returns table below provide some indication of the risks of investing in the Fund by showing changes in the performance of the Fund’s Class A Shares for each full calendar year and by showing how the Fund’s average annual returns compare with the returns of a broad-based securities market index or indices. As with all mutual funds, the Fund’s past performance (before and after taxes) does not predict how the Fund will perform in the future. The Fund’s performance prior to August 1, 2014 reflects returns achieved when the Fund was sub-advised by a different sub-adviser. If the Fund’s current management had been in place for the prior periods, the performance information shown would have been different. The Fund’s performance reflects applicable fee waivers and/or expense limitations in effect during the periods presented, without which returns would have been lower. Both the chart and the table assume the reinvestment of dividends and distributions. The bar chart does not reflect the deduction of applicable sales charges for Class A Shares. If sales charges had been reflected, the returns for Class A Shares would be less than those shown below. The returns of Class C and Class Y Shares would have substantially similar returns as Class A because the classes are invested in the same portfolio of securities and the annual returns would differ only to the extent that the classes have different expenses (including sales charges). Updated information on the Fund’s performance can be obtained by visiting <http://highlandfunds.com/highland-funds-2/> or by calling 1-877-665-1287.

## Calendar Year Total Returns

The bar chart shows the performance of the Fund's Class A shares as of December 31.



The highest calendar quarter total return for Class A Shares of the Fund was 4.37% for the quarter ended September 30, 2009 and the lowest calendar quarter total return was -2.46% for the quarter ended June 30, 2013.

## Average Annual Total Returns

(For the periods ended December 31, 2017)

	1 Year	5 Years	10 Years
<b>Class A (inception 2/22/93)</b>			
Return Before Taxes	-1.00%	1.28%	3.15%
Return After Taxes on Distributions	-1.98%	0.36%	2.10%
Return After Taxes on Distributions and Sale of Fund Shares	-0.53%	0.56%	2.00%
<b>Return Before Taxes</b>			
Class C (inception 9/30/99)	1.72%	1.41%	2.83%
Class Y (inception 11/29/93)	3.67%	2.44%	3.84%
<b>Barclays Capital U.S. Aggregate Bond Index (reflects no deduction for fees, expenses or taxes) (inception 12/28/93)</b>			
	3.54%	2.10%	4.01%

After-tax returns in the table above are shown for Class A Shares only and after-tax returns for other share classes will vary. After-tax returns are calculated using the historical highest individual federal marginal income tax rates and do not reflect the impact of state and local taxes. Actual after-tax returns depend on an investor's tax situation and may differ from those shown. For example, after-tax returns shown are not relevant to investors who hold their Fund shares through tax-advantaged arrangements, such as 401(k) plans or individual retirement accounts.

In some cases, average annual return after taxes on distributions and sale of fund shares is higher than the return before taxes and the average annual return after taxes on distributions because of realized losses that would have been sustained upon the sale of fund shares immediately after the relevant periods. The calculations assume that an investor holds the shares in a taxable account, is in the actual historical highest individual federal marginal income tax bracket for each year and would have been able to immediately utilize the full realized loss to reduce his or her federal tax liability. However, actual individual tax results may vary and investors should consult their tax advisers regarding their personal tax situations.

## Portfolio Management

Highland Capital Management Fund Advisors, L.P. serves as the investment adviser to the Fund and First Foundation Advisors serves as sub-adviser to the Fund. The primary individual portfolio managers for the Fund are:

Portfolio Manager	Portfolio Manager Experience in this Fund	Title with Sub-Adviser
John Hakopian	3 years	President

## Purchase and Sale of Fund Shares

**Purchase minimum** (for Class A and Class C Shares) (reduced for certain accounts)

	By mail	By wire	Automatic
Initial Investment	\$500	\$1,000	\$25
Subsequent Investments	\$100	\$1,000	\$25

There is no program asset size or minimum investment requirements for initial and subsequent purchases of shares by eligible omnibus account investors.

**Purchase minimum** (for Class Y Shares) (eligible investors only)

Initial Investment	None
Subsequent Investments	None

Class Y Shares are available to investors who invest through programs or platforms maintained by an authorized financial intermediary.

Individual investors that invest directly with the Fund are not eligible to invest in Class Y Shares.

The Fund reserves the right to apply or waive investment minimums under certain circumstances as described in the Prospectus under the "Choosing a Share Class" section.

You may purchase shares of the Fund by mail, bank wire, electronic funds transfer or by telephone after you have opened an account with the Fund. You may obtain an account



application from your financial intermediary, from the Fund by calling 1-877-665-1287 or from the Fund's website at <http://highlandfunds.com/literature>.

In general, you may sell (redeem) all or part of your Fund shares on any business day through the following options:

- Through your Financial Intermediary
- By writing to Highland Funds II — Highland Fixed Income Fund, PO Box 8656, Boston, Massachusetts 02266-8656, or
- By calling DST Asset Manager Solutions, Inc. at 1-877-665-1287

Financial intermediaries may independently charge fees for shareholder transactions or for advisory services. Please see their materials for details.

### **Tax Information**

The Fund intends to make distributions that generally will be taxable to you as ordinary income, qualified dividend income or capital gains, unless you are a tax-exempt investor or otherwise investing in the Fund through a tax-advantaged arrangement, such as a 401(k) plan or an individual retirement account. If you are investing in the Fund through a tax-advantaged arrangement, you may be taxed later upon withdrawals from that arrangement.

### **Payments to Broker-Dealers and Other Financial Intermediaries**

If you purchase shares of the Fund through a broker-dealer or other financial intermediary (such as a bank), the Fund and its related companies may pay the intermediary for the sale of Fund shares and related services. These payments may create a conflict of interest by influencing the broker-dealer or other intermediary and your salesperson to recommend the Fund over another investment. Ask your salesperson or visit your financial intermediary's website for more information.

# Highland-First Foundation Income Fund

## Investment Objectives

The investment objectives of Highland-First Foundation Income Fund (“Highland-First Foundation Income Fund” or the “Fund”) are to seek a high level of income consistent with capital preservation, with capital appreciation as a secondary objective.

## Fees and Expenses of the Fund

The following tables describe the fees and expenses that you may pay if you buy and hold shares of the Fund.

You may qualify for sales charge discounts on purchases of Class A Shares if you and your family invest, or agree to invest in the future, at least \$50,000 in Highland Funds II equity funds and/or asset allocation funds, or at least \$100,000 in Highland Funds II fixed income funds. More information about these and other discounts is available from your financial professional and in the “Reduced Sales Charges for Class A Shares” section on page 86 of the Fund’s Prospectus and the “Programs for Reducing or Eliminating Sales Charges” section on page 70 of the Fund’s Statement of Additional Information. Investors investing in the Fund through an intermediary should consult the Appendix to the Fund’s Prospectus, which includes information regarding financial intermediary-specific sales charges and related discount policies that apply to purchases through certain specified intermediaries.

### Shareholder Fees (fees paid directly from your investment)

	Class A	Class C	Class T	Class Y
Maximum Sales Charge (Load) Imposed on Purchases (as a % of offering price)	4.25%	None	2.50%	None
Maximum Sales Charge (Load) Imposed on Reinvested Dividends and other Distributions (as a % of offering price)	None	None	None	None
Maximum Deferred Sales Charge (Load) (as a % of the net asset value at the time of purchase or redemption, whichever is lower)	None <sup>1</sup>	1.00% <sup>2</sup>	None	None
Exchange Fee	None	None	None	None
Redemption Fee	None	None	None	None

### Annual Fund Operating Expenses (expenses that you pay each year as a percentage of the value of your investment)

	Class A	Class C	Class T	Class Y
Management Fee	0.60%	0.60%	0.60%	0.60%
Distribution and/or Service (12b-1) Fees	0.25%	1.00%	0.25%	None
Other Expenses <sup>3</sup>	0.60%	0.60%	0.60%	0.60%
Acquired Fund Fees and Expenses <sup>3</sup>	0.20%	0.20%	0.20%	0.20%
Total Annual Fund Operating Expenses	1.65%	2.40%	1.65%	1.40%
Expense Reimbursement <sup>4</sup>	0.35%	0.35%	0.35%	0.35%
Total Annual Fund Operating Expenses After Expense Reimbursement	1.30%	2.05%	1.30%	1.05%

<sup>1</sup> Class A Shares bought without an initial sales charge in accounts aggregating \$1 million or more at the time of purchase are subject to a 0.50% contingent deferred sales charge (“CDSC”) if the shares are sold within one year of purchase.

<sup>2</sup> Class C Shares are subject to a 1% CDSC for redemptions of shares within one year of purchase. This CDSC does not apply to redemptions under a systematic withdrawal plan.

<sup>3</sup> “Other Expenses” and “Acquired Fund Fees and Expenses” have been estimated for the current fiscal year. Actual expenses may be different.

<sup>4</sup> Highland Capital Management Fund Advisors, L.P. (“HCMFA”) or the “Adviser”) has contractually agreed to limit the total annual operating expenses (exclusive of fees paid by the Fund pursuant to its distribution plan pursuant to Rule 12b-1 under the Investment Company Act of 1940, as amended (the “1940 Act”), taxes, such as deferred tax expenses, dividend expenses on short sales, interest payments, brokerage commissions and other transaction costs, acquired fund fees and expenses and extraordinary expenses (collectively, the “Excluded Expenses”)) of the Fund to 0.85% of average daily net assets attributable to any class of the Fund (the “Expense Cap”). The Expense Cap will continue through at least January 31, 2019, and may not be terminated prior to this date without the action or consent of the Fund’s Board of Trustees. Under the expense limitation agreement, the Adviser may recoup waived and/or reimbursed amounts with respect to the Fund within thirty-six months of the date such amounts were waived or reimbursed, subject to the Expense Cap in effect at the time of such waiver/reimbursement, whichever is lower.

### Expense Example

This Example helps you compare the cost of investing in the Fund to the cost of investing in other mutual funds. The Example assumes that (i) you invest \$10,000 in the Fund for the time periods indicated and then sell or redeem all your shares at the end of those periods, (ii) your investment has a 5% return each year, and (iii) operating expenses remain the same. Only the first year of each period in the Example takes into account the expense reimbursement described in the footnote above. Your actual costs may be higher or lower.

	1 Year	3 Years
Class A	\$552	\$891
Class C		
if you do not sell your shares	\$208	\$715
if you sold all your shares at the end of the period	\$308	\$715
Class T	\$379	\$724
Class Y	\$107	\$409

### **Portfolio Turnover**

The Fund pays transaction costs, such as commissions, when it buys and sells securities (or “turns over” its portfolio). A higher portfolio turnover rate may indicate higher transaction costs and may result in higher taxes when Fund shares are held in a taxable account. These costs, which are not reflected in Annual Fund Operating Expenses or in the Expense Example, affect the Fund’s performance.

### **Principal Investment Strategies**

The Fund seeks to achieve its investment objectives by investing under normal market conditions primarily in income-producing securities (such as debt securities, preferred stocks, high dividend-bearing common stock, and common and preferred stock of closed-end investment companies (“closed-end funds”) that have the potential to offer long-term growth of income and capital appreciation. The Fund invests primarily in companies with large market capitalizations that fall within the range of those companies included in the Russell 1000<sup>®</sup> Value Index and that typically exhibit “value” characteristics. The Fund will seek to identify those companies that appear to be undervalued by various measures and may be temporarily out of favor but have good prospects for capital appreciation and dividend growth. The Fund may write (sell) covered call options on securities the Fund holds in its portfolio.

Highland Capital Management Fund Advisors, L.P. (“HCMFA” or the “Adviser”), the Fund’s investment adviser, has allocated all the assets of the Fund to be managed/advised by First Foundation Advisors (“FFA” or the “Sub-Adviser”), the Fund’s sub-adviser. The Sub-Adviser utilizes a dynamic approach that seeks to maximize income, within the context of the level of risk taken. The Sub-Adviser’s asset allocation strategy involves making adjustments to the Fund’s portfolio, utilizing among other things the Sub-Adviser’s research on various risk and income considerations, in an effort to optimize yields relative to risks as market and economic conditions change.

The Fund may invest in securities issued by real estate investment trusts (“REITs”). REITs are publicly traded corporations or trusts that specialize in acquiring, holding and managing residential, commercial or industrial real estate.

The Fund may invest in debt obligations of any kind, of any quality, and of any maturity, including in securities that at the time of investment are rated below investment grade. A security will be considered to be below investment grade if it is rated as such by one nationally recognized statistical rating organization (“NRSRO”) (for example, Ba1 or below by Moody’s or BB+ or below by S&P or Fitch), or, if unrated is judged to be below investment grade by the Sub-Adviser. Such securities are commonly known as “high-yield” or “junk”

securities. The Fund may invest without limitation in below investment grade or unrated securities, including insolvent borrowers or borrowers in default.

In selecting closed-end funds for the Fund, the Sub-Adviser will invest in closed-end funds which, in choosing corporate debt securities in which they invest, adhere to ratings criteria no less strict than those followed by the Fund in selecting its direct investments that incorporate debt securities at the time of purchase. Such closed-end funds may invest in debt securities of United States or foreign issuers. The Fund may invest in closed-end funds subject to the limits set forth in the 1940 Act that apply to those types of investments.

The Fund may invest up to 25% of the value of its total assets in securities of foreign issuers, including emerging market issuers. Such securities may be denominated in U.S. dollars, non-U.S. currencies or multinational currency units. The Fund may engage in foreign currency transactions, including foreign currency forward contracts, futures contracts, options, swaps and other similar strategic transactions in connection with its investments in securities of non-U.S. companies. The Fund’s primary use of foreign currency transactions will be to seek to reduce the foreign currency risk inherent in the Fund’s investments, although it will not be required to do so.

The reference in the Fund’s investment objectives to capital preservation does not indicate that the Fund may not lose money. The Sub-Adviser seeks to employ strategies that are consistent with capital preservation, but there can be no assurance that the Sub-Adviser will be successful in doing so.

Additionally, the Fund may invest in any stock or other equity security that the Sub-Adviser believes may assist the Fund in pursuing its investment objectives, including income producing common and preferred stocks issued by domestic and foreign companies of any size (including smaller companies with market capitalizations of less than \$500 million, and companies in developing countries), publicly traded REITs and publicly traded partnerships.

The Fund is non-diversified as defined in the 1940 Act. The Fund is not intended to be a complete investment program.

### **Principal Risks**

When you sell Fund shares, they may be worth less than what you paid for them. Consequently, you can lose money by investing in the Fund. No assurance can be given that the Fund will achieve its investment objective, and investment results may vary substantially over time and from period to period. An investment in the Fund is not appropriate for all investors.

---

An investment in the Fund is not a deposit of any bank and is not insured or guaranteed by the Federal Deposit Insurance Corporation (FDIC) or any other government agency.

**Credit Risk** is the risk that the issuers of certain securities or the counterparties of a derivatives contract or repurchase contract might be unable or unwilling (or perceived as being unable or unwilling) to make interest and/or principal payments when due, or to otherwise honor its obligations. Debt securities are subject to the risk of non-payment of scheduled interest and/or principal. Non-payment would result in a reduction of income to the Fund, a reduction in the value of the obligation experiencing non-payment and a potential decrease in the net asset value (“NAV”) of the Fund.

**Currency Risk** is the risk that fluctuations in exchange rates will adversely affect the value of the Fund’s foreign currency holdings and investments denominated in foreign currencies.

**Derivatives Risk** is a combination of several risks, including the risks that: (1) an investment in a derivative instrument may not correlate well with the performance of the securities or asset class to which the Fund seeks exposure, (2) derivative contracts, including options, may expire worthless and the use of derivatives may result in losses to the Fund, (3) a derivative instrument entailing leverage may result in a loss greater than the principal amount invested, (4) derivatives not traded on an exchange may be subject to credit risk, for example, if the counterparty does not meet its obligations (see also “Counterparty Risk”), and (5) derivatives not traded on an exchange may be subject to liquidity risk and the related risk that the instrument is difficult or impossible to value accurately. As a general matter, when the Fund establishes certain derivative instrument positions, such as certain futures, options and forward contract positions, it will segregate liquid assets (such as cash, U.S. Treasury bonds or commercial paper) equivalent to the Fund’s outstanding obligations under the contract or in connection with the position. In addition, changes in laws or regulations may make the use of derivatives more costly, may limit the availability of derivatives, or may otherwise adversely affect the use, value or performance of derivatives. The Fund’s ability to pursue its investment strategy, including its strategy of investing in certain derivative instruments, may be limited to or adversely affected by the Fund’s intention to qualify as a RIC, and its strategy may bear adversely on its ability to so qualify.

**Emerging Markets Risk** is the risk of investing in securities of issuers tied economically to emerging markets, which entails all of the risks of investing in securities of non-U.S. issuers detailed below under “Non-U.S. Securities Risk” to a heightened degree. These heightened risks include: (i) greater risks of expropriation, confiscatory taxation, nationalization, and less social, political and economic stability; (ii) the smaller

size of the markets for such securities and a lower volume of trading, resulting in lack of liquidity and in price volatility; (iii) greater fluctuations in currency exchange rates; and (iv) certain national policies that may restrict the Fund’s investment opportunities, including restrictions on investing in issuers or industries deemed sensitive to relevant national interests.

**Equity Securities Risk** is the risk that stock prices will fall over short or long periods of time. In addition, common stocks represent a share of ownership in a company, and rank after bonds and preferred stock in their claim on the company’s assets in the event of bankruptcy.

**Hedging Risk** is the risk that, although intended to limit or reduce investment risk, hedging strategies may also limit or reduce the potential for profit. There is no assurance that hedging strategies will be successful.

**High Yield Debt Securities Risk** is the risk that below investment grade securities or unrated securities of similar credit quality (commonly known as “high yield securities” or “junk securities”) are more likely to default than higher rated securities. The Fund’s ability to invest in high-yield debt securities generally subjects the Fund to greater risk than securities with higher ratings. Such securities are regarded by the rating organizations as predominantly speculative with respect to capacity to pay interest and repay principal in accordance with the terms of the obligation. The market value of these securities is generally more sensitive to corporate developments and economic conditions and can be volatile. Market conditions can diminish liquidity and make accurate valuations difficult to obtain.

**Illiquid and Restricted Securities Risk** is the risk that the Sub-Adviser may not be able to sell illiquid or restricted securities, such as securities issued pursuant to Rule 144A of the Securities Act of 1933, at the price it would like or may have to sell them at a loss. Securities of non-U.S. issuers, and emerging or developing markets securities in particular, are subject to greater liquidity risk.

**Interest Rate Risk** is the risk that fixed income securities will decline in value because of changes in interest rates. When interest rates decline, the value of fixed rate securities already held by the Fund can be expected to rise. Conversely, when interest rates rise, the value of existing fixed rate portfolio securities can be expected to decline. A fund with a longer average portfolio duration will be more sensitive to changes in interest rates than a fund with a shorter average portfolio duration.

**Management Risk** is the risk associated with the fact that the Fund relies on the Sub-Adviser’s ability to achieve its investment objective. The Sub-Adviser may be incorrect in its

assessment of the intrinsic value of the companies whose securities the Fund holds, which may result in a decline in the value of Fund shares and failure to achieve its investment objective.

**Mid-Cap Company Risk** is the risk that investing in securities of mid-cap companies may entail greater risks than investments in larger, more established companies. Mid-cap companies tend to have more narrow product lines, more limited financial resources and a more limited trading market for their stocks, as compared with larger companies. As a result, their stock prices may decline significantly as market conditions change.

**Non-Diversification Risk** is the risk that an investment in the Fund could fluctuate in value more than an investment in a diversified fund. As a non-diversified fund for purposes of the 1940 Act, the Fund may invest a larger portion of its assets in the securities of fewer issuers than a diversified fund. The Fund's investment in fewer issuers may result in the Fund's shares being more sensitive to the economic results of those issuers. An investment in the Fund could fluctuate in value more than an investment in a diversified fund.

**Non-U.S. Securities Risk** is the risk associated with investing in non-U.S. issuers. Investments in securities of non-U.S. issuers involve certain risks not involved in domestic investments (for example, fluctuations in foreign exchange rates (for non-U.S. securities not denominated in U.S. dollars); future foreign economic, financial, political and social developments; nationalization; exploration or confiscatory taxation; smaller markets; different trading and settlement practices; less governmental supervision; and different accounting, auditing and financial recordkeeping standards and requirements) that may result in the Fund experiencing more rapid and extreme changes in value than a fund that invests exclusively in securities of U.S. companies. These risks are magnified for investments in issuers tied economically to emerging markets, the economies of which tend to be more volatile than the economies of developed markets. In addition, certain investments in non-U.S. securities may be subject to foreign withholding and other taxes on interest, dividends, capital gains or other income or proceeds. Those taxes will reduce the Fund's yield on any such securities. See the "Taxation" section below.

**Operational and Technology Risk** is the risk that cyber-attacks, disruptions, or failures that affect the Fund's service providers, counterparties, market participants, or issuers of securities held by the Fund may adversely affect the Fund and its shareholders, including by causing losses for the Fund or impairing Fund operations.

**Options Risk** is the risk associated with investments in options. Options, such as covered calls and covered puts, are subject to the risk that significant differences between the securities and options markets could result in an imperfect correlation between these markets.

**Other Investment Companies Risk** is the risk that to the extent the Fund invests a portion of its assets in investment companies, including open-end funds, closed-end funds, ETFs and other types of investment companies, those assets will be subject to the risks of the purchased investment companies' portfolio securities, and a shareholder in the Fund will bear not only his or her proportionate share of the Fund's expenses, but also indirectly the expenses of the purchased investment companies. Risks associated with investments in closed-end funds also generally include market risk, leverage risk, risk of market price discount from NAV, risk of anti-takeover provisions and non-diversification.

**Portfolio Turnover Risk** is the risk that high portfolio turnover will increase a Fund's transaction costs and may result in increased realization of net short-term capital gains (which are taxable to shareholders as ordinary income when distributed to them), higher taxable distributions and lower after-tax performance.

**Publicly Traded Partnership Risk** is the risk associated with investing in publicly traded partnerships (including master limited partnerships) which involves special risks in addition to those typically associated with publicly traded companies. Publicly traded partnerships are exposed to the risks of their underlying assets, which in many cases includes the same types of risks as energy and natural resources companies, such as commodity pricing risk, supply and demand risk and depletion and exploration risk. Publicly traded partnerships are also subject to capital markets risk, which is the risk that they may be unable to raise capital to execute their growth strategies. Publicly traded partnerships are also subject to tax risk, which is the risk that publicly traded partnerships may lose their partnership status for tax purposes.

**Real Estate Securities Risk** is the risk that an investment in real estate securities will be closely linked to the performance of the real estate markets. Property values or income may fall due to increasing vacancies or declining rents resulting from economic, legal, cultural or technological developments.

**REIT-Specific Risk** includes the risk that an investment in the stocks of real estate investment trusts ("REITs") will decline because of adverse developments affecting the real estate industry and real property values. An investment in a REIT also may be adversely affected or lost if the REIT fails to qualify as a REIT for tax purposes.



**Securities Market Risk** is the risk that the value of securities owned by the Fund may go up or down, sometimes rapidly or unpredictably, due to factors affecting particular companies or the securities markets generally. A general downturn in the securities market may cause multiple asset classes to decline in value simultaneously. Many factors can affect this value and you may lose money by investing in the Fund.

**Small-Cap Company Risk** is the risk that investing in the securities of small-cap companies either directly or indirectly through investments in ETFs, closed-end funds or mutual funds (“Underlying Funds”) may pose greater market and liquidity risks than larger, more established companies, because of limited product lines and/or operating history, limited financial resources, limited trading markets, and the potential lack of management depth. In addition, the securities of such companies are typically more volatile than securities of larger capitalization companies.

**Value Investing Risk** is the risk of investing in undervalued stocks that may not realize their perceived value for extended periods of time or may never realize their perceived value. Value stocks may respond differently to market and other developments than other types of stocks. Value-oriented funds will typically underperform when growth investing is in favor.

## **Performance**

Once the Fund has a performance record of at least one calendar year, a bar chart and performance table will be included in this Prospectus.

Updated information on the Fund’s performance can be obtained by visiting <http://highlandfunds.com/highland-funds-2/> or by calling 1-877-665-1287.

## **Portfolio Management**

Highland Capital Management Fund Advisors, L.P. serves as the investment adviser to the Fund and First Foundation Advisors serves as sub-adviser to the Fund. The primary individual portfolio managers for the Fund are:

<b>Portfolio Manager</b>	<b>Portfolio Manager Experience in this Fund</b>	<b>Title with Sub-Adviser</b>
John Hakopian	Since inception	President
Jim Garrison	Since inception	Portfolio Manager
Eric Speron	Since inception	Portfolio Manager

## **Purchase and Sale of Fund Shares**

**Purchase minimum** (for Class A, Class C and Class T Shares) (reduced for certain accounts)

	<b>By mail</b>	<b>By wire</b>	<b>Automatic</b>
Initial Investment	\$500	\$1,000	\$25
Subsequent Investments	\$100	\$1,000	\$25

There is no program asset size or minimum investment requirements for initial and subsequent purchases of shares by eligible omnibus account investors.

**Purchase minimum** (for Class Y Shares) (eligible investors only)

Initial Investment	None
Subsequent Investments	None

Class Y Shares are available to investors who invest through programs or platforms maintained by an authorized financial intermediary.

Individual investors that invest directly with the Fund are not eligible to invest in Class Y Shares.

The Fund reserves the right to apply or waive investment minimums under certain circumstances as described in the Prospectus under the “Choosing a Share Class” section.

You may purchase shares of the Fund by mail, bank wire, electronic funds transfer or by telephone after you have opened an account with the Fund. You may obtain an account application from your financial intermediary, from the Fund by calling 1-877-665-1287 or from the Fund’s website at <http://highlandfunds.com/literature>.

In general, you may sell (redeem) all or part of your Fund shares on any business day through the following options:

- Through your Financial Intermediary
- By writing to Highland Funds II — Highland-First Foundation Income Fund, PO Box 8656, Boston, Massachusetts 02266-8656, or
- By calling DST Asset Manager Solutions, Inc. at 1-877-665-1287

Financial intermediaries may independently charge fees for shareholder transactions or for advisory services. Please see their materials for details.

**Tax Information**

The Fund intends to make distributions that generally will be taxable to you as ordinary income, qualified dividend income or capital gains, unless you are a tax-exempt investor or otherwise investing in the Fund through a tax-advantaged arrangement, such as a 401(k) plan or an individual retirement account. If you are investing in the Fund through a tax-advantaged arrangement, you may be taxed later upon withdrawals from that arrangement.

**Payments to Broker-Dealers and Other Financial Intermediaries**

If you purchase shares of the Fund through a broker-dealer or other financial intermediary (such as a bank), the Fund and its related companies may pay the intermediary for the sale of Fund shares and related services. These payments may create a conflict of interest by influencing the broker-dealer or other intermediary and your salesperson to recommend the Fund over another investment. Ask your salesperson or visit your financial intermediary's website for more information.

# Highland Tax-Exempt Fund

## Investment Objective

The investment objective of Highland Tax-Exempt Fund (“Highland Tax-Exempt Fund” or the “Fund”) is to provide as high a level of income exempt from federal income taxation as is consistent with preservation of capital.

## Fees and Expenses of the Fund

The following tables describe the fees and expenses that you may pay if you buy and hold shares of the Fund.

You may qualify for sales charge discounts on purchases of Class A Shares if you and your family invest, or agree to invest in the future, at least \$50,000 in Highland Funds II equity funds and/or asset allocation funds, or at least \$100,000 in Highland Funds II fixed income funds. More information about these and other discounts is available from your financial professional and in the “Reduced Sales Charges for Class A Shares” section on page 86 of the Fund’s Prospectus and the “Programs for Reducing or Eliminating Sales Charges” section on page 70 of the Fund’s Statement of Additional Information. Investors investing in the Fund through an intermediary should consult the Appendix to the Fund’s Prospectus, which includes information regarding financial intermediary-specific sales charges and related discount policies that apply to purchases through certain specified intermediaries.

### Shareholder Fees (fees paid directly from your investment)

	Class A	Class C	Class Y
Maximum Sales Charge (Load) Imposed on Purchases (as a % of offering price)	4.25%	None	None
Maximum Sales Charge (Load) Imposed on Reinvested Dividends and other Distributions (as a % of offering price)	None	None	None
Maximum Deferred Sales Charge (Load) (as a % of the net asset value at the time of purchase or redemption, whichever is lower)	None <sup>1</sup>	1.00% <sup>2</sup>	None
Exchange Fee	None	None	None
Redemption Fee	None	None	None

### Annual Fund Operating Expenses (expenses that you pay each year as a percentage of the value of your investment)

	Class A	Class C	Class Y
Management Fee	0.35%	0.35%	0.35%
Distribution and/or Service (12b-1) Fees	0.25%	1.00%	None
Other Expenses	0.71%	0.71%	0.71%
Acquired Fund Fees and Expenses	0.01%	0.01%	0.01%
Total Annual Fund Operating Expenses <sup>3</sup>	1.32%	2.07%	1.07%
Expense Reimbursement <sup>4</sup>	0.41%	0.41%	0.41%
Total Annual Fund Operating Expenses After Expense Reimbursement	0.91%	1.66%	0.66%

<sup>1</sup> Class A Shares bought without an initial sales charge in accounts aggregating \$1 million or more at the time of purchase are subject to a 0.50% contingent deferred sales charge (“CDSC”) if the shares are sold within one year of purchase.

<sup>2</sup> Class C Shares are subject to a 1% CDSC for redemptions of shares within one year of purchase. This CDSC does not apply to redemptions under a systematic withdrawal plan.

<sup>3</sup> Total Annual Fund Operating Expenses differ from the ratio of expenses to average net assets shown in the Financial Highlights, which reflect the operating expenses of the Fund and do not include acquired fund fees and expenses.

<sup>4</sup> Highland Capital Management Fund Advisors, L.P. (“HCMFA” or the “Adviser”) has contractually agreed to limit the total annual operating expenses (exclusive of fees paid by the Fund pursuant to its distribution plan pursuant to Rule 12b-1 under the Investment Company Act of 1940, as amended (the “1940 Act”), taxes, such as deferred tax expenses, dividend expenses on short sales, interest payments, brokerage commissions and other transaction costs, acquired fund fees and expenses and extraordinary expenses (collectively, the “Excluded Expenses”)) of the Fund to 0.65% of average daily net assets attributable to any class of the Fund (the “Expense Cap”). The Expense Cap will continue through at least January 31, 2019, and may not be terminated prior to this date without the action or consent of the Fund’s Board of Trustees. Under the expense limitation agreement, the Adviser may recoup waived and/or reimbursed amounts with respect to the Fund within thirty-six months of the date such amounts were waived or reimbursed, provided the Fund’s total annual operating expenses, including such recoupment, do not exceed the Expense Cap in effect at the time of such waiver/reimbursement.



### Expense Example

This Example helps you compare the cost of investing in the Fund to the cost of investing in other mutual funds. The Example assumes that (i) you invest \$10,000 in the Fund for the time periods indicated and then sell or redeem all your shares at the end of those periods, (ii) your investment has a 5% return each year, and (iii) operating expenses remain the same. Only the first year of each period in the Example takes into account the expense reimbursement described in the footnote above. Your actual costs may be higher or lower.

	1 Year	3 Years	5 Years	10 Years
Class A	\$514	\$787	\$1,080	\$1,913
Class C				
if you do not sell your shares	\$169	\$609	\$1,076	\$2,368
if you sold all your shares at the end of the period	\$269	\$609	\$1,076	\$2,368
Class Y	\$ 67	\$300	\$ 550	\$1,269

### Portfolio Turnover

The Fund pays transaction costs, such as commissions, when it buys and sells securities (or “turns over” its portfolio). A higher portfolio turnover rate may indicate higher transaction costs and may result in higher taxes when Fund shares are held in a taxable account. These costs, which are not reflected in Annual Fund Operating Expenses or in the Expense Example, affect the Fund’s performance. During the most recent fiscal year, the Fund’s portfolio turnover rate was 9% of the average value of its portfolio.

### Principal Investment Strategies

The Fund seeks to achieve its investment objective by investing primarily in investment-grade municipal obligations. Under normal circumstances, the portfolio manager manages the Fund so that at least 80% of the Fund’s income is exempt from both regular federal income taxes and the federal alternative minimum tax.

Highland Capital Management Fund Advisors, L.P. (“HCMFA” or the “Adviser”), the Fund’s investment adviser, has allocated all the assets of the Fund to be managed/advised by First Foundation Advisors (“FFA” or the “Sub-Adviser”), the Fund’s sub-adviser. The Fund generally will have an effective duration of 75% to 125% of the duration of the Barclays Capital 10-Year Municipal Bond Index. As of December 31, 2017, the effective duration of the Barclays Capital 10-Year Municipal Bond Index was 5.79 years. Portfolio duration is one measure of risk, as noted under “Interest Rate Risk” below.

The portfolio manager seeks to identify municipal obligations with characteristics such as:

- attractive yields and prices
- the potential for income generation
- the potential for capital appreciation
- reasonable credit quality

The portfolio manager may consider selling a security when one of these characteristics no longer applies, or when valuation becomes excessive and more attractive alternatives are identified.

The Fund also may invest to a lesser extent in tax-free or taxable money market instruments and may hold cash. The portfolio manager may also use various types of derivatives (such as options, futures and options on futures) to manage interest rate exposure (also known as duration) and to manage exposure to credit quality. The Fund may also invest in exchange-traded funds (“ETFs”).

The Fund’s policy that at least 80% of its income be exempt from both regular federal income taxes and the federal alternative minimum tax may only be changed with shareholder approval. The reference in the Fund’s investment objective to capital preservation does not indicate that the Fund may not lose money. The investment adviser seeks to employ strategies that are consistent with capital preservation, but there can be no assurance that the investment adviser will be successful in doing so.

### Principal Risks

When you sell Fund shares, they may be worth less than what you paid for them. Consequently, you can lose money by investing in the Fund. No assurance can be given that the Fund will achieve its investment objective, and investment results may vary substantially over time and from period to period. An investment in the Fund is not appropriate for all investors.

An investment in the Fund is not a deposit of any bank and is not insured or guaranteed by the Federal Deposit Insurance Corporation (FDIC) or any other government agency.

**Credit Risk** is the risk that the issuers of certain securities or the counterparties of a derivatives contract or repurchase contract might be unable or unwilling (or perceived as being unable or unwilling) to make interest and/or principal payments when due, or to otherwise honor its obligations. Debt securities are subject to the risk of non-payment of scheduled interest and/or principal. Non-payment would result in a reduction of income to the Fund, a reduction in the value of the obligation experiencing non-payment and a potential decrease in the net asset value (“NAV”) of the Fund.

---

**Debt Securities Risk** is the risk associated with the fact that the value of debt securities typically changes in response to various factors, including, by way of example, market-related factors (such as changes in interest rates or changes in the risk appetite of investors generally) and changes in the actual or perceived ability of the issuer (or of issuers generally) to meet its (or their) obligations. During periods of rising interest rates, debt securities generally decline in value. Conversely, during periods of falling interest rates, debt securities generally rise in value. This kind of market risk is generally greater for funds investing in debt securities with longer maturities.

**Derivatives Risk** is a combination of several risks, including the risks that: (1) an investment in a derivative instrument may not correlate well with the performance of the securities or asset class to which the Fund seeks exposure, (2) derivative contracts, including options, may expire worthless and the use of derivatives may result in losses to the Fund, (3) a derivative instrument entailing leverage may result in a loss greater than the principal amount invested, (4) derivatives not traded on an exchange may be subject to credit risk, for example, if the counterparty does not meet its obligations (see also “Counterparty Risk”), and (5) derivatives not traded on an exchange may be subject to liquidity risk and the related risk that the instrument is difficult or impossible to value accurately. As a general matter, when the Fund establishes certain derivative instrument positions, such as certain futures, options and forward contract positions, it will segregate liquid assets (such as cash, U.S. Treasury bonds or commercial paper) equivalent to the Fund’s outstanding obligations under the contract or in connection with the position. In addition, changes in laws or regulations may make the use of derivatives more costly, may limit the availability of derivatives, or may otherwise adversely affect the use, value or performance of derivatives. The Fund’s ability to pursue its investment strategy, including its strategy of investing in certain derivative instruments, may be limited to or adversely affected by the Fund’s intention to qualify as a RIC, and its strategy may bear adversely on its ability to so qualify.

**Exchange-Traded Funds (“ETF”) Risk** is the risk that the price movement of an ETF may not exactly track the underlying index and may result in a loss. In addition, shareholders bear both their proportionate share of the Fund’s expenses and similar expenses of the underlying investment company when the Fund invests in shares of another investment company.

**Interest Rate Risk** is the risk that fixed income securities will decline in value because of changes in interest rates. When interest rates decline, the value of fixed rate securities already held by the Fund can be expected to rise. Conversely, when interest rates rise, the value of existing fixed rate

portfolio securities can be expected to decline. A fund with a longer average portfolio duration will be more sensitive to changes in interest rates than a fund with a shorter average portfolio duration.

**Municipal Obligations Risk** is the risk of investing in municipal securities, and includes interest rate risk and the credit risk of the issuers of municipal securities. The municipal securities market is volatile and may be significantly affected by adverse tax, legislative or political changes. To the extent that the Fund remains relatively small, it may have fewer favorable investment opportunities.

**Operational and Technology Risk** is the risk that cyber-attacks, disruptions, or failures that affect the Fund’s service providers, counterparties, market participants, or issuers of securities held by the Fund may adversely affect the Fund and its shareholders, including by causing losses for the Fund or impairing Fund operations.

**Portfolio Turnover Risk** is the risk that high portfolio turnover will increase a Fund’s transaction costs and may result in increased realization of net short-term capital gains (which are taxable to shareholders as ordinary income when distributed to them), higher taxable distributions and lower after-tax performance.

**Prepayment Risk** is the risk that during periods of falling interest rates, issuers of debt securities may repay higher rate securities before their maturity dates. This may cause the Fund to lose potential price appreciation and to be forced to reinvest the unanticipated proceeds at lower interest rates. This may adversely affect the NAV of the Fund’s shares.

**Securities Market Risk** is the risk that the value of securities owned by the Fund may go up or down, sometimes rapidly or unpredictably, due to factors affecting particular companies or the securities markets generally. A general downturn in the securities market may cause multiple asset classes to decline in value simultaneously. Many factors can affect this value and you may lose money by investing in the Fund.

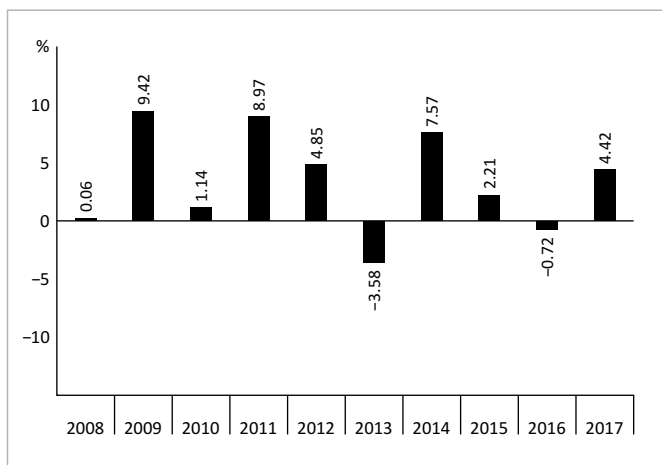
## Performance

The bar chart and the Average Annual Total Returns table below provide some indication of the risks of investing in the Fund by showing changes in the performance of the Fund’s Class A Shares for each full calendar year and by showing how the Fund’s average annual returns compare with the returns of a broad-based securities market index or indices. As with all mutual funds, the Fund’s past performance (before and after taxes) does not predict how the Fund will perform in the future. The Fund’s performance prior to August 1, 2014 reflects returns achieved when the Fund was sub-advised by a different sub-adviser. If the Fund’s current management had been in place for the prior periods, the performance

information shown would have been different. The Fund's performance reflects applicable fee waivers and/or expense limitations in effect during the periods presented, without which returns would have been lower. Both the chart and the table assume the reinvestment of dividends and distributions. The bar chart does not reflect the deduction of applicable sales charges for Class A Shares. If sales charges had been reflected, the returns for Class A Shares would be less than those shown below. The returns of Class C and Class Y Shares would have substantially similar returns as Class A because the classes are invested in the same portfolio of securities and the annual returns would differ only to the extent that the classes have different expenses (including sales charges). Updated information on the Fund's performance can be obtained by visiting <http://highlandfunds.com/highland-funds-2/> or by calling 1-877-665-1287.

### Calendar Year Total Returns

The bar chart shows the performance of the Fund's Class A shares as of December 31.



The highest calendar quarter total return for Class A Shares of the Fund was 5.16% for the quarter ended September 30, 2009 and the lowest calendar quarter total return was -4.17% for the quarter ended December 31, 2010.

### Average Annual Total Returns

(For the periods ended December 31, 2017)

	1 Year	5 Years	10 Years
<b>Class A (inception 9/8/93)</b>			
Return Before Taxes	0.02%	1.02%	2.90%
Return After Taxes on Distributions	-0.62%	0.68%	2.73%
Return After Taxes on Distributions and Sale of Fund Shares	1.51%	1.27%	2.85%
<b>Return Before Taxes</b>			
Class C (inception 9/30/99)	2.65%	1.15%	2.58%
Class Y (inception 9/27/97)	4.50%	2.14%	3.59%
<b>Barclays Capital 10-Year Municipal Bond Index (reflects no deduction for fees, expenses or taxes) (inception 8/31/93)</b>			
	5.83%	3.13%	4.86%

After-tax returns in the table above are shown for Class A Shares only and after-tax returns for other share classes will vary. After-tax returns are calculated using the historical highest individual federal marginal income tax rates and do not reflect the impact of state and local taxes. Actual after-tax returns depend on an investor's tax situation and may differ from those shown. For example, after-tax returns shown are not relevant to investors who hold their Fund shares through tax-advantaged arrangements, such as 401(k) plans or individual retirement accounts.

In some cases, average annual return after taxes on distributions and sale of fund shares is higher than the return before taxes and the average annual return after taxes on distributions because of realized losses that would have been sustained upon the sale of fund shares immediately after the relevant periods. The calculations assume that an investor holds the shares in a taxable account, is in the actual historical highest individual federal marginal income tax bracket for each year and would have been able to immediately utilize the full realized loss to reduce his or her federal tax liability. However, actual individual tax results may vary and investors should consult their tax advisers regarding their personal tax situations.

### Portfolio Management

Highland Capital Management Fund Advisors, L.P. serves as the investment adviser to the Fund and First Foundation Advisors serves as sub-adviser to the Fund. The primary individual portfolio managers for the Fund are:

Portfolio Manager	Portfolio Manager Experience in this Fund	Title with Sub-Adviser
John Hakopian	3 years	President

---

## **Purchase and Sale of Fund Shares**

**Purchase minimum** (for Class A and Class C Shares) (reduced for certain accounts)

	<b>By mail</b>	<b>By wire</b>	<b>Automatic</b>
Initial Investment	\$500	\$1,000	\$25
Subsequent Investments	\$100	\$1,000	\$25

There is no program asset size or minimum investment requirements for initial and subsequent purchases of shares by eligible omnibus account investors.

**Purchase minimum** (for Class Y Shares) (eligible investors only)

	<b>Class Y</b>
Initial Investment	None
Subsequent Investments	None

Class Y Shares are available to investors who invest through programs or platforms maintained by an authorized financial intermediary.

Individual investors that invest directly with the Fund are not eligible to invest in Class Y Shares.

The Fund reserves the right to apply or waive investment minimums under certain circumstances as described in the Prospectus under the “Choosing a Share Class” section.

You may purchase shares of the Fund by mail, bank wire, electronic funds transfer or by telephone after you have opened an account with the Fund. You may obtain an account application from your financial intermediary, from the Fund by calling 1-877-665-1287 or from the Fund’s website at <http://highlandfunds.com/literature>.

In general, you may sell (redeem) all or part of your Fund shares on any business day through the following options:

- Through your Financial Intermediary
- By writing to Highland Funds II — Highland Tax-Exempt Fund, PO Box 8656, Boston, Massachusetts 02266-8656, or
- By calling DST Asset Manager Solutions, Inc. at 1-877-665-1287

Financial intermediaries may independently charge fees for shareholder transactions or for advisory services. Please see their materials for details.

## **Tax Information**

The Fund generally intends to distribute primarily exempt-interest dividends that are exempt from federal income tax and the federal alternative minimum tax. A portion of the Fund’s distributions may not qualify as exempt-interest dividends, and generally will be taxable to you as ordinary income, qualified dividend income or capital gain, unless you are a tax-exempt investor or otherwise investing in the Fund through a tax-advantaged arrangement, such as a 401(k) plan or an individual retirement account. If you are investing in the Fund through a tax-advantaged arrangement, you may be taxed later upon withdrawals from that account.

## **Payments to Broker-Dealers and Other Financial Intermediaries**

If you purchase shares of the Fund through a broker-dealer or other financial intermediary (such as a bank), the Fund and its related companies may pay the intermediary for the sale of Fund shares and related services. These payments may create a conflict of interest by influencing the broker-dealer or other intermediary and your salesperson to recommend the Fund over another investment. Ask your salesperson or visit your financial intermediary’s website for more information.

# Highland Global Allocation Fund

## Investment Objective

The investment objective of Highland Global Allocation Fund (“Highland Global Allocation Fund” or the “Fund”) is to seek long-term growth of capital and future income (future income means the ability to pay dividends in the future).

## Fees and Expenses of the Fund

The following tables describe the fees and expenses that you may pay if you buy and hold shares of the Fund.

You may qualify for sales charge discounts on purchases of Class A Shares if you and your family invest, or agree to invest in the future, at least \$50,000 in Highland Funds II equity funds and/or asset allocation funds, or at least \$100,000 in Highland Funds II fixed income funds. More information about these and other discounts is available from your financial professional and in the “Reduced Sales Charges for Class A Shares” section on page 86 of the Fund’s Prospectus and the “Programs for Reducing or Eliminating Sales Charges” section on page 70 of the Fund’s Statement of Additional Information. Investors investing in the Fund through an intermediary should consult the Appendix to the Fund’s Prospectus, which includes information regarding financial intermediary-specific sales charges and related discount policies that apply to purchases through certain specified intermediaries.

### Shareholder Fees (fees paid directly from your investment)

	Class A	Class C	Class Y
Maximum Sales Charge (Load) Imposed on Purchases (as a % of offering price)	5.75%	None	None
Maximum Sales Charge (Load) Imposed on Reinvested Dividends and other Distributions (as a % of offering price)	None	None	None
Maximum Deferred Sales Charge (Load) (as a % of the net asset value at the time of purchase or redemption, whichever is lower)	None <sup>1</sup>	1.00% <sup>2</sup>	None
Exchange Fee	None	None	None
Redemption Fee	None	None	None

### Annual Fund Operating Expenses (expenses that you pay each year as a percentage of the value of your investment)

	Class A	Class C	Class Y
Management Fee	0.40%	0.40%	0.40%
Distribution and/or Service (12b-1) Fees	0.25%	1.00%	None
Other Expenses	0.80%	0.80%	0.80%
Interest Payments and Commitment Fees on Borrowed Funds	0.37%	0.37%	0.37%
Dividend Expense on Short Sales	0.05%	0.05%	0.05%
Remainder of Other Expenses	0.38%	0.38%	0.38%
Acquired Fund Fees and Expenses	0.14%	0.14%	0.14%
Total Annual Fund Operating Expenses <sup>3,4</sup>	1.59%	2.34%	1.34%

<sup>1</sup> Class A Shares bought without an initial sales charge in accounts aggregating \$1 million or more at the time of purchase are subject to a 0.50% contingent deferred sales charge (“CDSC”) if the shares are sold within one year of purchase.

<sup>2</sup> Class C Shares are subject to a 1% CDSC for redemptions of shares within one year of purchase. This CDSC does not apply to redemptions under a systematic withdrawal plan.

<sup>3</sup> Total Annual Fund Operating Expenses differ from the ratio of expenses to average net assets shown in the Financial Highlights, which reflect the operating expenses of the Fund and do not include acquired fund fees and expenses.

<sup>4</sup> Highland Capital Management Fund Advisors, L.P. (“HCMFA” or the “Adviser”) has contractually agreed to limit the total annual operating expenses (exclusive of fees paid by the Fund pursuant to its distribution plan pursuant to Rule 12b-1 under the Investment Company Act of 1940, as amended (the “1940 Act”), taxes, such as deferred tax expenses, dividend expenses on short sales, interest payments, brokerage commissions and other transaction costs, acquired fund fees and expenses and extraordinary expenses (collectively, the “Excluded Expenses”)) of the Fund to 0.90% of average daily net assets attributable to any class of the Fund (the “Expense Cap”). The Expense Cap will continue through at least January 31, 2019, and may not be terminated prior to this date without the action or consent of the Fund’s Board of Trustees. Under the expense limitation agreement, the Adviser may recoup waived and/or reimbursed amounts with respect to the Fund within thirty-six months of the date such amounts were waived or reimbursed, provided the Fund’s total annual operating expenses, including such recoupment, do not exceed the Expense Cap in effect at the time of such waiver/reimbursement.



---

## Expense Example

This Example helps you compare the cost of investing in the Fund to the cost of investing in other mutual funds. The Example assumes that (i) you invest \$10,000 in the Fund for the time periods indicated and then sell or redeem all your shares at the end of those periods, (ii) your investment has a 5% return each year, and (iii) operating expenses remain the same. Only the first year of each period in the Example takes into account the expense reimbursement described in the footnote above. Your actual costs may be higher or lower.

	1 Year	3 Years	5 Years	10 Years
Class A	\$727	\$1,048	\$1,391	\$2,356
Class C				
if you do not sell your shares	\$237	\$ 730	\$1,250	\$2,676
if you sold all your shares at the end of the period	\$337	\$ 730	\$1,250	\$2,676
Class Y	\$136	\$ 425	\$ 734	\$1,613

## Portfolio Turnover

The Fund pays transaction costs, such as commissions, when it buys and sells securities (or “turns over” its portfolio). A higher portfolio turnover rate may indicate higher transaction costs and may result in higher taxes when Fund shares are held in a taxable account. These costs, which are not reflected in Annual Fund Operating Expenses or in the Expense Example, affect the Fund’s performance. During the most recent fiscal year, the Fund’s portfolio turnover rate was 66% of the average value of its portfolio.

## Principal Investment Strategies

The Fund seeks to achieve its investment objectives by investing in a portfolio of U.S. and foreign equity, debt and money market securities. Under normal market conditions, the Fund intends to invest at least 50% of its net assets in equity securities and at least 40% (plus any borrowings for investment purposes) of its net assets in securities of non-U.S. issuers. While the Fund’s investments in securities of non-U.S. issuers may from time to time represent less than 40% of its net assets, the Fund intends to invest approximately 30% or more of its net assets in securities of non-U.S. issuers at all times. For purposes of determining whether securities held by the Fund are securities of a non-U.S. issuer, a company is considered to be a non-U.S. issuer if the company’s securities principally trade on a market outside of the United States, the company derives a majority of its revenues or profits outside of the United States, the company is not organized in the United States, or the company is significantly exposed to the economic fortunes and risks of regions outside the United States.

Equity securities in which the Fund may invest include common stock, preferred stock, securities convertible into common stock, rights and warrants or securities or other instruments whose price is linked to the value of common stock. Although the equity securities in which the Fund invests may be of any capitalization, may be denominated in any currency and may be located in emerging markets without limit, the Fund will primarily invest in equity securities of large capitalization companies (meaning a market capitalization of \$2 billion or more) that are located in developed markets.

The Fund may also invest in debt securities of any kind, including debt securities of varying maturities, debt securities paying a fixed or fluctuating rate of interest, inflation-indexed bonds, structured notes, loan assignments, loan participations, asset-backed securities, debt securities convertible into equity securities, and securities issued or guaranteed by the U.S. Government or its agencies or instrumentalities, by foreign governments or international agencies or supranational entities or by domestic or foreign private issuers.

The Fund may also invest in senior loans to domestic or foreign corporations, partnerships and other entities that operate in a variety of industries and geographic regions (“Borrowers”) (“Senior Loans”). Senior Loans are business loans that have a right to payment senior to most other debts of the Borrower. Senior Loans generally are arranged through private negotiations between a Borrower and several financial institutions (the “Lenders”) represented in each case by one or more such Lenders acting as agent (the “Agent”) of the several Lenders. On behalf of the Lenders, the Agent is primarily responsible for negotiating the loan agreement (“Loan Agreement”) that establishes the relative terms and conditions of the Senior Loan and rights of the Borrower and the Lenders.

With respect to the Fund’s equity investments, the Fund invests primarily in companies that the portfolio manager believes have solid growth prospects and/or attractive valuations. The portfolio manager’s growth management style focuses on companies that are expected to grow faster than their relevant peers/markets and whose security prices do not fully reflect their potential for growth. The portfolio manager’s value management style employs a relative value approach to identify companies across all economic sectors and geographic regions that are undervalued relative to the market, their peers, their historical valuation or their growth rate. This combination of investment styles is intended to result in an approach that is broadly diversified across economic sectors and countries.



When choosing investment markets, Fund management considers various factors, including economic and political conditions, potential for economic growth and possible changes in currency exchange rates. In addition to investing in securities of non-U.S. issuers, the Fund actively manages its exposure to foreign currencies through the use of forward currency contracts and other currency derivatives. The Fund may own foreign cash equivalents or foreign bank deposits as part of the Fund's investment strategy. The Fund may also invest in non-U.S. currencies for hedging and speculative purposes. The Fund may underweight or overweight a currency based on the Fund management team's outlook.

The Fund may invest in debt securities of any credit quality, including below investment grade securities (also known as "high yield securities" or "junk securities"). Such securities are rated below investment grade by a nationally recognized statistical rating organization ("NRSRO") or are unrated but deemed by the Adviser to be of comparable quality. The Fund may invest without limitation in below investment grade or unrated securities, including in insolvent borrowers or borrowers in default.

In addition, the Fund may invest in pooled investment vehicles, including exchange-traded funds ("ETFs"). The Fund's portfolio may include pooled investment vehicles that provide exposure to foreign equity securities and that invest in both developed and emerging markets, including ETFs that seek to track the performance of securities of a single country. The Fund may invest without limitation in warrants and may also use derivatives, primarily swaps (including equity, variance and volatility swaps), options and futures contracts on securities, interest rates, commodities and/or currencies, as substitutes for direct investments the Fund can make. The Fund may also use derivatives such as swaps, options (including options on futures), futures, and foreign currency transactions (e.g., foreign currency swaps, futures and forwards) to any extent deemed by the Adviser to be in the best interest of the Fund, and to the extent permitted by the 1940 Act, to hedge various investments for risk management and speculative purposes.

The Fund may seek to provide exposure to the investment returns of real assets that trade in the commodity markets, including through investment in certain commodity-linked instruments and pooled investment vehicles, such as exchange-traded notes ("ETNs") and ETFs that generate returns tied to a particular commodity or commodity market index. These investments are generally designed to provide the Fund with commodity market exposure without direct investment in physical commodities.

The Fund may borrow an amount up to 33 1/3% of its total assets (including the amount borrowed). The Fund may borrow for investment purposes, to meet redemption

requests and for temporary, extraordinary or emergency purposes. To the extent the Fund borrows more money than it has cash or short-term cash equivalents and invests the proceeds, the Fund will create financial leverage. The use of borrowing for investment purposes increases both investment opportunity and investment risk.

The Fund's portfolio manager may sell a security for a variety of reasons, such as to invest in a company offering superior investment opportunities.

### **Principal Risks**

When you sell Fund shares, they may be worth less than what you paid for them. Consequently, you can lose money by investing in the Fund. No assurance can be given that the Fund will achieve its investment objective, and investment results may vary substantially over time and from period to period. An investment in the Fund is not appropriate for all investors.

An investment in the Fund is not a deposit of any bank and is not insured or guaranteed by the Federal Deposit Insurance Corporation (FDIC) or any other government agency.

**Allocation Risk** is the risk that the Adviser may not allocate assets of the Fund among strategies or asset classes in an optimal manner, if, among other reasons, it does not correctly assess the attractiveness of a strategy or asset class.

**Asset-Backed Securities Risk** is the risk of investing in asset-backed securities, and includes interest rate risk, prepayment risk and the risk that the Fund could lose money if there are defaults on the loans underlying these securities.

**Commodity Exposure Risk** is the risk that exposure to the commodities markets may subject the Fund to greater volatility than investments in traditional securities. Commodities prices can be extremely volatile and exposure to commodities can cause the price of the Fund's shares to decline and fluctuate more than the price of shares of a fund with a broader range of investments. Certain of the Fund's commodities-linked investments may be limited by tax considerations, including the Fund's intention to qualify annually as a regulated investment company ("RIC") under the Internal Revenue Code of 1986, as amended (the "Code"). See "Taxation" below.

**Counterparty Risk** is the risk that a counterparty (the other party to a transaction or an agreement or the party with whom the Fund executes transactions) to a transaction with the Fund may be unable or unwilling to make timely principal, interest or settlement payments, or otherwise honor its obligations.

---

**Credit Risk** is the risk that the issuers of certain securities or the counterparties of a derivatives contract or repurchase contract might be unable or unwilling (or perceived as being unable or unwilling) to make interest and/or principal payments when due, or to otherwise honor its obligations. Debt securities are subject to the risk of non-payment of scheduled interest and/or principal. Non-payment would result in a reduction of income to the Fund, a reduction in the value of the obligation experiencing non-payment and a potential decrease in the net asset value (“NAV”) of the Fund.

**Currency Risk** is the risk that fluctuations in exchange rates will adversely affect the value of the Fund’s foreign currency holdings and investments denominated in foreign currencies.

**Debt Securities Risk** is the risk associated with the fact that the value of debt securities typically changes in response to various factors, including, by way of example, market-related factors (such as changes in interest rates or changes in the risk appetite of investors generally) and changes in the actual or perceived ability of the issuer (or of issuers generally) to meet its (or their) obligations. During periods of rising interest rates, debt securities generally decline in value. Conversely, during periods of falling interest rates, debt securities generally rise in value. This kind of market risk is generally greater for funds investing in debt securities with longer maturities.

In addition, because loans are not ordinarily registered with the U.S. Securities and Exchange Commission (the “SEC”) or any state securities commission or listed on any securities exchange, there is usually less publicly available information about such instruments. In addition, loans may not be considered “securities” for purposes of the anti-fraud provisions under the federal securities laws and, as a result, as a purchaser of these instruments, the Fund may not be entitled to the anti-fraud protections of the federal securities laws. In the course of investing in such instruments, the Fund may come into possession of material nonpublic information and, because of prohibitions on trading in securities of issuers while in possession of such information, the Fund may be unable to enter into a transaction in a publicly-traded security of that issuer when it would otherwise be advantageous for the Fund to do so. Alternatively, the Fund may choose not to receive material nonpublic information about an issuer of such loans, with the result that the Fund may have less information about such issuers than other investors who transact in such assets.

**Derivatives Risk** is a combination of several risks, including the risks that: (1) an investment in a derivative instrument may not correlate well with the performance of the securities or asset class to which the Fund seeks exposure, (2) derivative contracts, including options, may expire worthless and the use of derivatives may result in losses to the Fund, (3) a

derivative instrument entailing leverage may result in a loss greater than the principal amount invested, (4) derivatives not traded on an exchange may be subject to credit risk, for example, if the counterparty does not meet its obligations (see also “Counterparty Risk”), and (5) derivatives not traded on an exchange may be subject to liquidity risk and the related risk that the instrument is difficult or impossible to value accurately. As a general matter, when the Fund establishes certain derivative instrument positions, such as certain futures, options and forward contract positions, it will segregate liquid assets (such as cash, U.S. Treasury bonds or commercial paper) equivalent to the Fund’s outstanding obligations under the contract or in connection with the position. In addition, changes in laws or regulations may make the use of derivatives more costly, may limit the availability of derivatives, or may otherwise adversely affect the use, value or performance of derivatives. The Fund’s ability to pursue its investment strategy, including its strategy of investing in certain derivative instruments, may be limited to or adversely affected by the Fund’s intention to qualify as a RIC, and its strategy may bear adversely on its ability to so qualify.

**Emerging Markets Risk** is the risk of investing in securities of issuers tied economically to emerging markets, which entails all of the risks of investing in securities of non-U.S. issuers detailed below under “Non-U.S. Securities Risk” to a heightened degree. These heightened risks include: (i) greater risks of expropriation, confiscatory taxation, nationalization, and less social, political and economic stability; (ii) the smaller size of the markets for such securities and a lower volume of trading, resulting in lack of liquidity and in price volatility; (iii) greater fluctuations in currency exchange rates; and (iv) certain national policies that may restrict the Fund’s investment opportunities, including restrictions on investing in issuers or industries deemed sensitive to relevant national interests.

**Equity Securities Risk** is the risk that stock prices will fall over short or long periods of time. In addition, common stocks represent a share of ownership in a company, and rank after bonds and preferred stock in their claim on the company’s assets in the event of bankruptcy.

**Exchange-Traded Funds (“ETF”) Risk** is the risk that the price movement of an ETF may not exactly track the underlying index and may result in a loss. In addition, shareholders bear both their proportionate share of the Fund’s expenses and similar expenses of the underlying investment company when the Fund invests in shares of another investment company.

**Fixed Income Market Risk** is the risk that fixed income markets may, in response to governmental intervention, economic or market developments (including potentially a reduction in the number of broker-dealers willing to engage

in market-making activity), or other factors, experience periods of increased volatility and reduced liquidity. During those periods, the Fund may experience increased levels of shareholder redemptions, and may have to sell securities at times when it would otherwise not do so, and at unfavorable prices. Fixed income securities may be difficult to value during such periods.

**Foreign Financial Institutions Risk** is the risk associated with obligations of foreign banks, such as the possibility that their liquidity could be impaired, that their obligations may be less marketable than comparable obligations of United States banks, that foreign deposits may be seized or nationalized, and that foreign governmental restrictions may be adopted which might adversely affect the payment of principal and interest on those obligations. These risks are in addition to other risks of foreign investments as described under “Non-U.S. Securities Risk” below. Foreign banks are not generally subject to examination by any United States Government agency or instrumentality.

**Growth Investing Risk** is the risk of investing in growth stocks that may be more volatile than other stocks because they are more sensitive to investor perceptions of the issuing company’s growth potential. Growth-oriented funds will typically underperform when value investing is in favor.

**Hedging Risk** is the risk that, although intended to limit or reduce investment risk, hedging strategies may also limit or reduce the potential for profit. There is no assurance that hedging strategies will be successful.

**High Yield Debt Securities Risk** is the risk that below investment grade securities or unrated securities of similar credit quality (commonly known as “high yield securities” or “junk securities”) are more likely to default than higher rated securities. The Fund’s ability to invest in high-yield debt securities generally subjects the Fund to greater risk than securities with higher ratings. Such securities are regarded by the rating organizations as predominantly speculative with respect to capacity to pay interest and repay principal in accordance with the terms of the obligation. The market value of these securities is generally more sensitive to corporate developments and economic conditions and can be volatile. Market conditions can diminish liquidity and make accurate valuations difficult to obtain.

**Illiquid and Restricted Securities Risk** is the risk that the Adviser may not be able to sell illiquid or restricted securities, such as securities issued pursuant to Rule 144A of the Securities Act of 1933, at the price it would like or may have to sell them at a loss. Securities of non-U.S. issuers, and emerging or developing markets securities in particular, are subject to greater liquidity risk.

**Interest Rate Risk** is the risk that fixed income securities will decline in value because of changes in interest rates. When interest rates decline, the value of fixed rate securities already held by the Fund can be expected to rise. Conversely, when interest rates rise, the value of existing fixed rate portfolio securities can be expected to decline. A fund with a longer average portfolio duration will be more sensitive to changes in interest rates than a fund with a shorter average portfolio duration.

**Leverage Risk** is the risk associated with the use of leverage for investment purposes to create opportunities for greater total returns. Any investment income or gains earned with respect to the amounts borrowed that are in excess of the interest that is due on the borrowing will augment the Fund’s income. Conversely, if the investment performance with respect to the amounts borrowed fails to cover the interest on such borrowings, the value of the Fund’s shares may decrease more quickly than would otherwise be the case. Interest payments and fees incurred in connection with such borrowings will reduce the amount of net income available for payment to Fund shareholders.

**Limited Information Risk** is the risk associated with the fact that the types of Senior Loans in which the Fund will invest historically may not have been rated by a NRSRO, have not been registered with the SEC or any state securities commission, and have not been listed on any national securities exchange. Although the Fund will generally have access to financial and other information made available to the lenders in connection with Senior Loans, the amount of public information available with respect to Senior Loans will generally be less extensive than that available for rated, registered or exchange-listed securities. As a result, the performance of the Fund and its ability to meet its investment objective is more dependent on the analytical ability of the Adviser than would be the case for an investment company that invests primarily in rated, registered or exchange-listed securities.

**Mid-Cap Company Risk** is the risk that investing in securities of mid-cap companies may entail greater risks than investments in larger, more established companies. Mid-cap companies tend to have more narrow product lines, more limited financial resources and a more limited trading market for their stocks, as compared with larger companies. As a result, their stock prices may decline significantly as market conditions change.

**Non-U.S. Securities Risk** is the risk associated with investing in non-U.S. issuers. Investments in securities of non-U.S. issuers involve certain risks not involved in domestic investments (for example, fluctuations in foreign exchange rates (for non-U.S. securities not denominated in U.S. dollars); future foreign economic, financial, political and social

---

developments; nationalization; exploration or confiscatory taxation; smaller markets; different trading and settlement practices; less governmental supervision; and different accounting, auditing and financial recordkeeping standards and requirements) that may result in the Fund experiencing more rapid and extreme changes in value than a fund that invests exclusively in securities of U.S. companies. These risks are magnified for investments in issuers tied economically to emerging markets, the economies of which tend to be more volatile than the economies of developed markets. In addition, certain investments in non-U.S. securities may be subject to foreign withholding and other taxes on interest, dividends, capital gains or other income or proceeds. Those taxes will reduce the Fund's yield on any such securities. See the "Taxation" section below.

**Operational and Technology Risk** is the risk that cyber-attacks, disruptions, or failures that affect the Fund's service providers, counterparties, market participants, or issuers of securities held by the Fund may adversely affect the Fund and its shareholders, including by causing losses for the Fund or impairing Fund operations.

**Portfolio Turnover Risk** is the risk that high portfolio turnover will increase a Fund's transaction costs and may result in increased realization of net short-term capital gains (which are taxable to shareholders as ordinary income when distributed to them), higher taxable distributions and lower after-tax performance.

**Prepayment Risk** is the risk that during periods of falling interest rates, issuers of debt securities may repay higher rate securities before their maturity dates. This may cause the Fund to lose potential price appreciation and to be forced to reinvest the unanticipated proceeds at lower interest rates. This may adversely affect the NAV of the Fund's shares.

**Securities Market Risk** is the risk that the value of securities owned by the Fund may go up or down, sometimes rapidly or unpredictably, due to factors affecting particular companies or the securities markets generally. A general downturn in the securities market may cause multiple asset classes to decline in value simultaneously. Many factors can affect this value and you may lose money by investing in the Fund.

**Senior Loans Risk** is the risk associated with Senior Loans, which are typically below investment grade and are considered speculative because of the credit risk of their issuers. As with any debt instrument, Senior Loans are generally subject to the risk of price declines and to increases in interest rates, particularly long-term rates. Senior loans are also subject to the risk that, as interest rates rise, the cost of borrowing increases, which may increase the risk of default. In addition, the interest rates of floating rate loans typically only adjust to changes in short-term interest rates; long-term interest rates can vary dramatically from short-term interest

rates. Therefore, Senior Loans may not mitigate price declines in a rising long-term interest rate environment. The secondary market for loans is generally less liquid than the market for higher grade debt. Less liquidity in the secondary trading market could adversely affect the price at which the Fund could sell a loan, and could adversely affect the NAV of the Fund's shares. The volume and frequency of secondary market trading in such loans varies significantly over time and among loans. Although Senior Loans in which the Fund will invest will often be secured by collateral, there can be no assurance that liquidation of such collateral would satisfy the borrower's obligation in the event of a default or that such collateral could be readily liquidated.

**Short Sales Risk** is the risk of loss associated with any appreciation on the price of a security borrowed in connection with a short sale. The Fund may engage in short sales that are not made "against-the-box," which means that the Fund may sell short securities even when they are not actually owned or otherwise covered at all times during the period the short position is open. Short sales that are not made "against-the-box" involve unlimited loss potential since the market price of securities sold short may continuously increase.

**Small-Cap Company Risk** is the risk that investing in the securities of small-cap companies either directly or indirectly through investments in ETFs, closed-end funds or mutual funds ("Underlying Funds") may pose greater market and liquidity risks than larger, more established companies, because of limited product lines and/or operating history, limited financial resources, limited trading markets, and the potential lack of management depth. In addition, the securities of such companies are typically more volatile than securities of larger capitalization companies.

**Sovereign Debt Risk** is the risk that a governmental entity may delay or refuse to pay interest or repay principal on its sovereign debt. For example, this may occur due to cash flow problems, insufficient foreign currency reserves, political considerations, the relative size of the governmental entity's debt position in relation to an economy or failure to institute required economic reforms.

**Swaps Risk** involves both the risks associated with an investment in the underlying investments or instruments (including equity investments) and counterparty risk. In a standard over-the-counter ("OTC") swap transaction, two parties agree to exchange the returns, differentials in rates of return or some other amount calculated based on the "notional amount" of predetermined investments or instruments, which may be adjusted for an interest factor. Swaps can involve greater risks than direct investments in securities, because swaps may be leveraged and OTC swaps are subject to counterparty risk (e.g., the risk of a



counterparty's defaulting on the obligation or bankruptcy), credit risk and pricing risk (i.e., swaps may be difficult to value). Swaps may also be considered illiquid. Certain swap transactions, including interest rate swaps and index credit default swaps, may be subject to mandatory clearing and exchange trading, although the swaps in which the Fund will invest are not currently subject to mandatory clearing and exchange trading. The use of swaps is a highly specialized activity which involves investment techniques, risk analyses and tax planning different from those associated with ordinary portfolio securities transactions. The value of swaps, like many other derivatives, may move in unexpected ways and may result in losses for the Fund.

**Tax Status Risk** is the risk that the Fund's ability to invest in certain derivative instruments and certain commodity-related instruments, including in certain commodity-linked ETFs and ETNs, is or may be limited by the Fund's intention to qualify as a RIC under the Code, and, if the Fund does not appropriately limit such investments or if such investments (or the income earned on such investments) were to be recharacterized for U.S. tax purposes, the Fund could fail to qualify as a RIC under one or more of the qualification tests applicable to RICs under the Code. If the Fund were to fail to qualify as a RIC in any taxable year, and were ineligible to or otherwise did not cure such failure, the Fund would be subject to tax on its taxable income at corporate rates, and all distributions from earnings and profits, including any distributions of net long-term capital gains, would be taxable to shareholders as dividend income. See "Taxation" below.

**Underlying Funds Risk** is the risk associated with investing in Underlying Funds. The Fund may invest in Underlying Funds subject to the limitations set forth in the 1940 Act. Underlying Funds typically incur fees that are separate from those fees incurred directly by the Fund; therefore, the Fund's purchase of Underlying Funds' securities results in the layering of expenses. The Fund's shareholders indirectly bear a proportionate share of the operating expenses of Underlying Funds (including advisory fees) in addition to bearing the Fund's expenses.

**Valuation Risk** is the risk that the portfolio securities that have been valued using techniques other than market quotations, may have valuations that are different from those produced using other methodologies, and that the security may be sold at a discount to the value established by the Fund.

**Value Investing Risk** is the risk of investing in undervalued stocks that may not realize their perceived value for extended periods of time or may never realize their perceived value.

Value stocks may respond differently to market and other developments than other types of stocks. Value-oriented funds will typically underperform when growth investing is in favor.

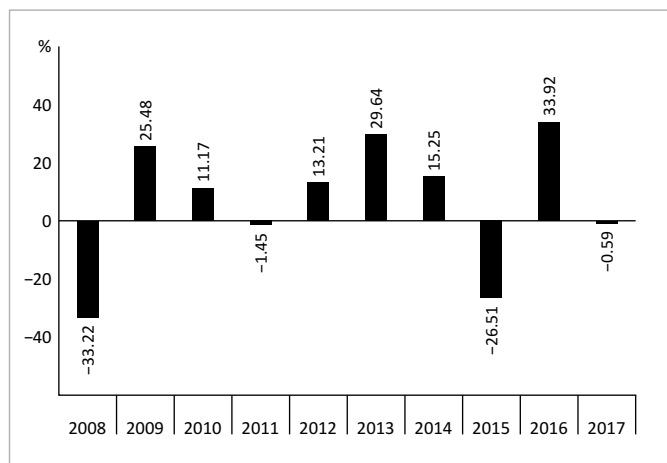
### Performance

The bar chart and the Average Annual Total Returns table below provide some indication of the risks of investing in the Fund by showing changes in the performance of the Fund's Class A Shares for each full calendar year and by showing how the Fund's average annual returns compare with the returns of a broad-based securities market index or indices. As with all mutual funds, the Fund's past performance (before and after taxes) does not predict how the Fund will perform in the future. The Fund's performance prior to February 18, 2011 reflects returns achieved when the Fund was managed by a different investment adviser. If the Fund's current management had been in place for the prior periods, the performance information shown would have been different. The Fund's performance reflects applicable fee waivers and/or expense limitations in effect during the periods presented, without which returns would have been lower. Both the chart and the table assume the reinvestment of dividends and distributions. The bar chart does not reflect the deduction of applicable sales charges for Class A Shares. If sales charges had been reflected, the returns for Class A Shares would be less than those shown below. The returns of Class C and Class Y Shares would have substantially similar returns as Class A because the classes are invested in the same portfolio of securities and the annual returns would differ only to the extent that the classes have different expenses (including sales charges). Updated information on the Fund's performance can be obtained by visiting <http://highlandfunds.com/highland-funds-2/> or by calling 1-877-665-1287.

The Fund's performance prior to April 9, 2013 reflects returns achieved pursuant to different principal investment strategies. If the Fund's current strategies had been in place for the prior period, the performance information shown would have been different. The performance information for the Fund's Class A shares in the bar chart for periods prior to April 9, 2013 does not reflect the impact of the sales charges (loads) that were previously in effect.

## Calendar Year Total Returns

The bar chart shows the performance of the Fund's Class A shares as of December 31.



The highest calendar quarter total return for Class A Shares of the Fund was 17.35% for the quarter ended June 30, 2016 and the lowest calendar quarter total return was -21.47% for the quarter ended December 31, 2008.

## Average Annual Total Returns

(For the periods ended December 31, 2017)

	1 Year	5 Years	10 Years
<b>Class A</b> (inception 9/8/93)			
Return Before Taxes	-6.33%	6.63%	3.65%
Return After Taxes on Distributions	-8.46%	2.68%	1.48%
Return After Taxes on Distributions and Sale of Fund Shares	-3.47%	3.59%	2.01%
<b>Return Before Taxes</b>			
Class C (inception 9/30/99)	-2.25%	7.10%	3.50%
Class Y (inception 1/5/98)	-0.28%	8.15%	4.53%
<b>S&amp;P 500® Index</b> (reflects no deduction for fees, expenses or taxes) (inception 8/31/93)	21.83%	15.79%	8.50%
<b>FTSE All-World Index</b> (reflects no deduction for fees, expenses or taxes) (inception 12/31/93)	24.62%	11.46%	5.31%

After-tax returns in the table above are shown for Class A Shares only and after-tax returns for other share classes will vary. After-tax returns are calculated using the historical highest individual federal marginal income tax rates and do not reflect the impact of state and local taxes. Actual after-tax returns depend on an investor's tax situation and may differ from those shown. For example, after-tax returns shown are not relevant to investors who hold their Fund shares through tax-advantaged arrangements, such as 401(k) plans or individual retirement accounts.

In some cases, average annual return after taxes on distributions and sale of fund shares is higher than the return before taxes and the average annual return after taxes on distributions because of realized losses that would have been sustained upon the sale of fund shares immediately after the relevant periods. The calculations assume that an investor holds the shares in a taxable account, is in the actual historical highest individual federal marginal income tax bracket for each year and would have been able to immediately utilize the full realized loss to reduce his or her federal tax liability. However, actual individual tax results may vary and investors should consult their tax advisers regarding their personal tax situations.

## Portfolio Management

Highland Capital Management Fund Advisors, L.P. serves as the investment adviser to the Fund. The primary individual portfolio manager for the Fund is:

Portfolio Manager	Portfolio Manager Experience in this Fund	Title with Adviser
James Dondero	5 years	President and Co-Founder

## Purchase and Sale of Fund Shares

**Purchase minimum** (for Class A and Class C Shares) (reduced for certain accounts)

	By mail	By wire	Automatic
Initial Investment	\$500	\$1,000	\$25
Subsequent Investments	\$100	\$1,000	\$25

There is no program asset size or minimum investment requirements for initial and subsequent purchases of shares by eligible omnibus account investors.

**Purchase minimum** (for Class Y Shares) (eligible investors only)

Initial Investment	None
Subsequent Investments	None

Class Y Shares are available to investors who invest through programs or platforms maintained by an authorized financial intermediary.

Individual investors that invest directly with the Fund are not eligible to invest in Class Y Shares.

The Fund reserves the right to apply or waive investment minimums under certain circumstances as described in the Prospectus under the "Choosing a Share Class" section.

You may purchase shares of the Fund by mail, bank wire, electronic funds transfer or by telephone after you have opened an account with the Fund. You may obtain an account application from your financial intermediary, from the Fund by calling 1-877-665-1287 or from the Fund's website at <http://highlandfunds.com/literature>.



In general, you may sell (redeem) all or part of your Fund shares on any business day through the following options:

- Through your Financial Intermediary
- By writing to Highland Funds II — Highland Global Allocation Fund, PO Box 8656, Boston, Massachusetts 02266-8656, or
- By calling DST Asset Manager Solutions, Inc. at 1-877-665-1287

Financial intermediaries may independently charge fees for shareholder transactions or for advisory services. Please see their materials for details.

### **Tax Information**

The Fund intends to make distributions that generally will be taxable to you as ordinary income, qualified dividend income or capital gains, unless you are a tax-exempt investor or otherwise investing in the Fund through a tax-advantaged arrangement, such as a 401(k) plan or an individual retirement account. If you are investing in the Fund through a tax-advantaged arrangement, you may be taxed later upon withdrawals from that arrangement.

### **Payments to Broker-Dealers and Other Financial Intermediaries**

If you purchase shares of the Fund through a broker-dealer or other financial intermediary (such as a bank), the Fund and its related companies may pay the intermediary for the sale of Fund shares and related services. These payments may create a conflict of interest by influencing the broker-dealer or other intermediary and your salesperson to recommend the Fund over another investment. Ask your salesperson or visit your financial intermediary's website for more information.

# Highland Total Return Fund

## Investment Objective

The investment objective of Highland Total Return Fund (“Highland Total Return Fund” or the “Fund”) is to seek maximum total return (total return includes both income and capital appreciation).

## Fees and Expenses of the Fund

The following tables describe the fees and expenses that you may pay if you buy and hold shares of the Fund.

You may qualify for sales charge discounts on purchases of Class A Shares if you and your family invest, or agree to invest in the future, at least \$50,000 in Highland Funds II equity funds and/or asset allocation funds, or at least \$100,000 in Highland Funds II fixed income funds. More information about these and other discounts is available from your financial professional and in the “Reduced Sales Charges for Class A Shares” section on page 86 of the Fund’s Prospectus and the “Programs for Reducing or Eliminating Sales Charges” section on page 70 of the Fund’s Statement of Additional Information. Investors investing in the Fund through an intermediary should consult the Appendix to the Fund’s Prospectus, which includes information regarding financial intermediary-specific sales charges and related discount policies that apply to purchases through certain specified intermediaries.

### Shareholder Fees (fees paid directly from your investment)

	Class A	Class C	Class Y
Maximum Sales Charge (Load) Imposed on Purchases (as a % of offering price)	5.75%	None	None
Maximum Sales Charge (Load) Imposed on Reinvested Dividends and other Distributions (as a % of offering price)	None	None	None
Maximum Deferred Sales Charge (Load) (as a % of the net asset value at the time of purchase or redemption, whichever is lower)	None <sup>1</sup>	1.00% <sup>2</sup>	None
Exchange Fee	None	None	None
Redemption Fee	None	None	None

### Annual Fund Operating Expenses (expenses that you pay each year as a percentage of the value of your investment)

	Class A	Class C	Class Y
Management Fee	0.50%	0.50%	0.50%
Distribution and/or Service (12b-1) Fees	0.25%	1.00%	None
Other Expenses	0.40%	0.40%	0.40%
Acquired Fund Fees and Expenses	0.05%	0.05%	0.05%
Total Annual Fund Operating Expenses <sup>3,4</sup>	1.20%	1.95%	0.95%

<sup>1</sup> Class A Shares bought without an initial sales charge in accounts aggregating \$1 million or more at the time of purchase are subject to a 0.50% contingent deferred sales charge (“CDSC”) if the shares are sold within one year of purchase.

<sup>2</sup> Class C Shares are subject to a 1% CDSC for redemptions of shares within one year of purchase. This CDSC does not apply to redemptions under a systematic withdrawal plan.

<sup>3</sup> Total Annual Fund Operating Expenses differ from the ratio of expenses to average net assets shown in the Financial Highlights, which reflect the operating expenses of the Fund and do not include acquired fund fees and expenses.

<sup>4</sup> Highland Capital Management Fund Advisors, L.P. (“HCMFA” or the “Adviser”) has contractually agreed to limit the total annual operating expenses (exclusive of fees paid by the Fund pursuant to its distribution plan pursuant to Rule 12b-1 under the Investment Company Act of 1940, as amended (the “1940 Act”), taxes, such as deferred tax expenses, dividend expenses on short sales, interest payments, brokerage commissions and other transaction costs, acquired fund fees and expenses and extraordinary expenses (collectively, the “Excluded Expenses”)) of the Fund to 0.95% of average daily net assets attributable to any class of the Fund (the “Expense Cap”). The Expense Cap will continue through at least January 31, 2019, and may not be terminated prior to this date without the action or consent of the Fund’s Board of Trustees. Under the expense limitation agreement, the Adviser may recoup waived and/or reimbursed amounts with respect to the Fund within thirty-six months of the date such amounts were waived or reimbursed, provided the Fund’s total annual operating expenses, including such recoupment, do not exceed the Expense Cap in effect at the time of such waiver/reimbursement.

### Expense Example

This Example helps you compare the cost of investing in the Fund to the cost of investing in other mutual funds. The Example assumes that (i) you invest \$10,000 in the Fund for the time periods indicated and then sell or redeem all your shares at the end of those periods, (ii) your investment has a 5% return each year, and (iii) operating expenses remain the same. Only the first year of each period in the Example takes into account the expense reimbursement described in the footnote above. Your actual costs may be higher or lower.

	1 Year	3 Years	5 Years	10 Years
Class A	\$690	\$934	\$1,197	\$1,946
Class C				
if you do not sell your shares	\$198	\$612	\$1,052	\$2,275
if you sold all your shares at the end of the period	\$298	\$612	\$1,052	\$2,275
Class Y	\$ 97	\$303	\$ 525	\$1,166

### Portfolio Turnover

The Fund pays transaction costs, such as commissions, when it buys and sells securities (or “turns over” its portfolio). A higher portfolio turnover rate may indicate higher transaction costs and may result in higher taxes when Fund shares are held in a taxable account. These costs, which are not reflected in Annual Fund Operating Expenses or in the Expense Example, affect the Fund’s performance. During the most recent fiscal year, the Fund’s portfolio turnover rate was 99% of the average value of its portfolio.

### Principal Investment Strategies

The Fund seeks to achieve its investment objective by investing primarily in a combination of U.S. and foreign (non-U.S.) equity and debt securities and cash. The Fund’s asset allocation process utilizes information from the Fund’s sub-adviser, First Foundation Advisors (“FFA” or the “Sub-Adviser”), to diversify holdings across these asset classes and to adjust the asset class weightings based on market and economic conditions. The Fund may also use various types of derivatives (such as options, futures and options on futures) to gain exposure to certain types of securities as an alternative to investing directly in such securities, to manage currency exposure and interest rate exposure (also known as duration), and to manage exposure to credit quality. The Fund may hedge a portion of its foreign currency risk but is not required to do so.

Highland Capital Management Fund Advisors, L.P. (“HCMFA” or the “Adviser”), the Fund’s investment adviser, has allocated all the assets of the Fund to be managed/advised by FFA. The Fund invests in equity securities, such as common and preferred stocks, principally for their capital appreciation potential and investment-grade debt securities principally for their income potential. The Fund invests in cash principally for the preservation of capital, income potential or maintenance of liquidity. Within each asset class, the portfolio managers primarily use active security selection to choose securities based on the perceived merits of individual issuers, although portfolio managers of different asset classes or strategies may place different emphasis on the various characteristics of a company (as identified below) during the selection process.

The portfolio managers seek to identify equity securities of companies with characteristics such as:

- strong earnings growth
- favorable valuation
- a presence in successful industries
- high quality management focused on generating shareholder value

- large or medium capitalization (meaning a market capitalization of \$2 billion or more)

The portfolio managers seek to identify debt securities with characteristics such as:

- attractive yields and prices
- the potential for capital appreciation
- reasonable credit quality (typically investment grade debt securities, such as mortgage-backed securities, corporate bonds, U.S. Government securities and money market instruments)

The portfolio managers may consider selling a security when one of these characteristics no longer applies, or when valuation becomes excessive and more attractive alternatives are identified.

The portion of the Fund invested in debt securities normally has a weighted average maturity of approximately five to ten years, but is subject to no limitation with respect to the maturities of the instruments in which it may invest.

The Fund may also invest to a lesser extent in high yield securities (also known as “junk securities”), equity and debt securities of companies that are located in emerging market countries, and exchange-traded funds (“ETFs”) to gain exposure to securities including those of U.S. issuers that are principally engaged in or related to the real estate industry and to securities in emerging markets.

### Principal Risks

When you sell Fund shares, they may be worth less than what you paid for them. Consequently, you can lose money by investing in the Fund. No assurance can be given that the Fund will achieve its investment objective, and investment results may vary substantially over time and from period to period. An investment in the Fund is not appropriate for all investors.

An investment in the Fund is not a deposit of any bank and is not insured or guaranteed by the Federal Deposit Insurance Corporation (FDIC) or any other government agency.

**Allocation Risk** is the risk that the Sub-Adviser may not allocate assets of the Fund among strategies or asset classes in an optimal manner, if, among other reasons, it does not correctly assess the attractiveness of a strategy or asset class.

**Credit Risk** is the risk that the issuers of certain securities or the counterparties of a derivatives contract or repurchase contract might be unable or unwilling (or perceived as being unable or unwilling) to make interest and/or principal payments when due, or to otherwise honor its obligations. Debt securities are subject to the risk of non-payment of scheduled interest and/or principal. Non-payment would

---

result in a reduction of income to the Fund, a reduction in the value of the obligation experiencing non-payment and a potential decrease in the net asset value (“NAV”) of the Fund.

**Currency Risk** is the risk that fluctuations in exchange rates will adversely affect the value of the Fund’s foreign currency holdings and investments denominated in foreign currencies.

**Debt Securities Risk** is the risk associated with the fact that the value of debt securities typically changes in response to various factors, including, by way of example, market-related factors (such as changes in interest rates or changes in the risk appetite of investors generally) and changes in the actual or perceived ability of the issuer (or of issuers generally) to meet its (or their) obligations. During periods of rising interest rates, debt securities generally decline in value. Conversely, during periods of falling interest rates, debt securities generally rise in value. This kind of market risk is generally greater for funds investing in debt securities with longer maturities.

**Derivatives Risk** is a combination of several risks, including the risks that: (1) an investment in a derivative instrument may not correlate well with the performance of the securities or asset class to which the Fund seeks exposure, (2) derivative contracts, including options, may expire worthless and the use of derivatives may result in losses to the Fund, (3) a derivative instrument entailing leverage may result in a loss greater than the principal amount invested, (4) derivatives not traded on an exchange may be subject to credit risk, for example, if the counterparty does not meet its obligations (see also “Counterparty Risk”), and (5) derivatives not traded on an exchange may be subject to liquidity risk and the related risk that the instrument is difficult or impossible to value accurately. As a general matter, when the Fund establishes certain derivative instrument positions, such as certain futures, options and forward contract positions, it will segregate liquid assets (such as cash, U.S. Treasury bonds or commercial paper) equivalent to the Fund’s outstanding obligations under the contract or in connection with the position. In addition, changes in laws or regulations may make the use of derivatives more costly, may limit the availability of derivatives, or may otherwise adversely affect the use, value or performance of derivatives. The Fund’s ability to pursue its investment strategy, including its strategy of investing in certain derivative instruments, may be limited to or adversely affected by the Fund’s intention to qualify as a RIC, and its strategy may bear adversely on its ability to so qualify.

**Emerging Markets Risk** is the risk of investing in securities of issuers tied economically to emerging markets, which entails all of the risks of investing in securities of non-U.S. issuers detailed below under “Non-U.S. Securities Risk” to a heightened degree. These heightened risks include: (i) greater

risks of expropriation, confiscatory taxation, nationalization, and less social, political and economic stability; (ii) the smaller size of the markets for such securities and a lower volume of trading, resulting in lack of liquidity and in price volatility; (iii) greater fluctuations in currency exchange rates; and (iv) certain national policies that may restrict the Fund’s investment opportunities, including restrictions on investing in issuers or industries deemed sensitive to relevant national interests.

**Equity Securities Risk** is the risk that stock prices will fall over short or long periods of time. In addition, common stocks represent a share of ownership in a company, and rank after bonds and preferred stock in their claim on the company’s assets in the event of bankruptcy.

**Exchange-Traded Funds (“ETF”) Risk** is the risk that the price movement of an ETF may not exactly track the underlying index and may result in a loss. In addition, shareholders bear both their proportionate share of the Fund’s expenses and similar expenses of the underlying investment company when the Fund invests in shares of another investment company.

**Growth Investing Risk** is the risk of investing in growth stocks that may be more volatile than other stocks because they are more sensitive to investor perceptions of the issuing company’s growth potential. Growth-oriented funds will typically underperform when value investing is in favor.

**Hedging Risk** is the risk that, although intended to limit or reduce investment risk, hedging strategies may also limit or reduce the potential for profit. There is no assurance that hedging strategies will be successful.

**High Yield Debt Securities Risk** is the risk that below investment grade securities or unrated securities of similar credit quality (commonly known as “high yield securities” or “junk securities”) are more likely to default than higher rated securities. The Fund’s ability to invest in high-yield debt securities generally subjects the Fund to greater risk than securities with higher ratings. Such securities are regarded by the rating organizations as predominantly speculative with respect to capacity to pay interest and repay principal in accordance with the terms of the obligation. The market value of these securities is generally more sensitive to corporate developments and economic conditions and can be volatile. Market conditions can diminish liquidity and make accurate valuations difficult to obtain.

**Illiquid and Restricted Securities Risk** is the risk that the Sub-Adviser may not be able to sell illiquid or restricted securities, such as securities issued pursuant to Rule 144A of the Securities Act of 1933, at the price it would like or may have to sell them at a loss. Securities of non-U.S. issuers, and emerging or developing markets securities in particular, are subject to greater liquidity risk.

**Interest Rate Risk** is the risk that fixed income securities will decline in value because of changes in interest rates. When interest rates decline, the value of fixed rate securities already held by the Fund can be expected to rise. Conversely, when interest rates rise, the value of existing fixed rate portfolio securities can be expected to decline. A fund with a longer average portfolio duration will be more sensitive to changes in interest rates than a fund with a shorter average portfolio duration.

**Mid-Cap Company Risk** is the risk that investing in securities of mid-cap companies may entail greater risks than investments in larger, more established companies. Mid-cap companies tend to have more narrow product lines, more limited financial resources and a more limited trading market for their stocks, as compared with larger companies. As a result, their stock prices may decline significantly as market conditions change.

**Mortgage-Backed Securities Risk** is the risk of investing in mortgage-backed securities, and includes interest rate risk, liquidity risk and credit risk, which may be heightened in connection with investments in loans to “subprime” borrowers. Certain mortgage-backed securities are also subject to prepayment risk. Mortgage-backed securities, because they are backed by mortgage loans, are also subject to risks related to real estate, and securities backed by private-issued mortgages may experience higher rates of default on the underlying mortgages than securities backed by government-issued mortgages. The Fund could lose money if there are defaults on the mortgage loans underlying these securities.

**Non-U.S. Securities Risk** is the risk associated with investing in non-U.S. issuers. Investments in securities of non-U.S. issuers involve certain risks not involved in domestic investments (for example, fluctuations in foreign exchange rates (for non-U.S. securities not denominated in U.S. dollars); future foreign economic, financial, political and social developments; nationalization; exploration or confiscatory taxation; smaller markets; different trading and settlement practices; less governmental supervision; and different accounting, auditing and financial recordkeeping standards and requirements) that may result in the Fund experiencing more rapid and extreme changes in value than a fund that invests exclusively in securities of U.S. companies. These risks are magnified for investments in issuers tied economically to emerging markets, the economies of which tend to be more volatile than the economies of developed markets. In addition, certain investments in non-U.S. securities may be subject to foreign withholding and other taxes on interest, dividends, capital gains or other income or proceeds. Those taxes will reduce the Fund’s yield on any such securities. See the “Taxation” section below.

**Operational and Technology Risk** is the risk that cyber-attacks, disruptions, or failures that affect the Fund’s service providers, counterparties, market participants, or issuers of securities held by the Fund may adversely affect the Fund and its shareholders, including by causing losses for the Fund or impairing Fund operations.

**Prepayment Risk** is the risk that during periods of falling interest rates, issuers of debt securities may repay higher rate securities before their maturity dates. This may cause the Fund to lose potential price appreciation and to be forced to reinvest the unanticipated proceeds at lower interest rates. This may adversely affect the NAV of the Fund’s shares.

**Portfolio Turnover Risk** is the risk that high portfolio turnover will increase a Fund’s transaction costs and may result in increased realization of net short-term capital gains (which are taxable to shareholders as ordinary income when distributed to them), higher taxable distributions and lower after-tax performance.

**Real Estate Securities Risk** is the risk that an investment in real estate securities will be closely linked to the performance of the real estate markets. Property values or income may fall due to increasing vacancies or declining rents resulting from economic, legal, cultural or technological developments.

**REIT-Specific Risk** includes the risk that an investment in the stocks of real estate investment trusts (“REITs”) will decline because of adverse developments affecting the real estate industry and real property values. An investment in a REIT also may be adversely affected or lost if the REIT fails to qualify as a REIT for tax purposes.

**Securities Market Risk** is the risk that the value of securities owned by the Fund may go up or down, sometimes rapidly or unpredictably, due to factors affecting particular companies or the securities markets generally. A general downturn in the securities market may cause multiple asset classes to decline in value simultaneously. Many factors can affect this value and you may lose money by investing in the Fund.

**Small-Cap Company Risk** is the risk that investing in the securities of small-cap companies either directly or indirectly through investments in ETFs, closed-end funds or mutual funds (“Underlying Funds”) may pose greater market and liquidity risks than larger, more established companies, because of limited product lines and/or operating history, limited financial resources, limited trading markets, and the potential lack of management depth. In addition, the securities of such companies are typically more volatile than securities of larger capitalization companies.

**Value Investing Risk** is the risk of investing in undervalued stocks that may not realize their perceived value for extended periods of time or may never realize their perceived value.



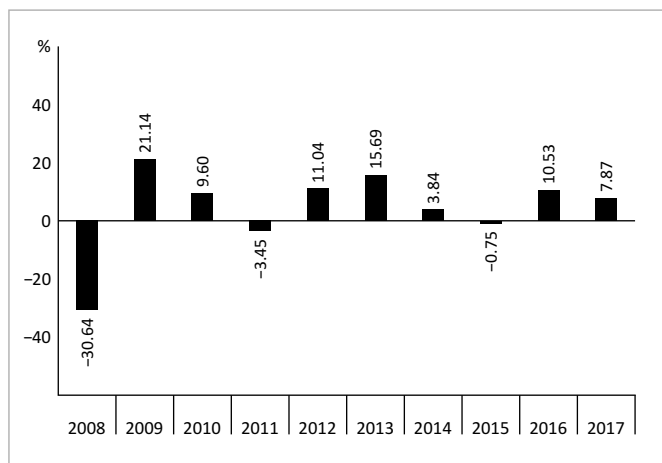
Value stocks may respond differently to market and other developments than other types of stocks. Value-oriented funds will typically underperform when growth investing is in favor.

## Performance

The bar chart and the Average Annual Total Returns table below provide some indication of the risks of investing in the Fund by showing changes in the performance of the Fund's Class A Shares for each full calendar year and by showing how the Fund's average annual returns compare with the returns of a broad-based securities market index or indices. As with all mutual funds, the Fund's past performance (before and after taxes) does not predict how the Fund will perform in the future. The Fund's performance prior to February 1, 2015 reflects returns achieved when the Fund was sub-advised by a different sub-adviser. If the Fund's current management had been in place for the prior periods, the performance information shown would have been different. The Fund's performance reflects applicable fee waivers and/or expense limitations in effect during the periods presented, without which returns would have been lower. Both the chart and the table assume the reinvestment of dividends and distributions. The bar chart does not reflect the deduction of applicable sales charges for Class A Shares. If sales charges had been reflected, the returns for Class A Shares would be less than those shown below. The returns of Class C and Class Y Shares would have substantially similar returns as Class A because the classes are invested in the same portfolio of securities and the annual returns would differ only to the extent that the classes have different expenses (including sales charges). Updated information on the Fund's performance can be obtained by visiting <http://highlandfunds.com/highland-funds-2/> or by calling 1-877-665-1287.

## Calendar Year Total Returns

The bar chart shows the performance of the Fund's Class A shares as of December 31.



The highest calendar quarter total return for Class A Shares of the Fund was 11.62% for the quarter ended June 30, 2009 and the lowest calendar quarter total return was -16.91% for the quarter ended December 31, 2008.

## Average Annual Total Returns

(For the periods ended December 31, 2017)

	1 Year	5 Years	10 Years
<b>Class A</b> (inception 2/22/93)			
Return Before Taxes	1.69%	6.03%	2.84%
Return After Taxes on Distributions	0.35%	4.56%	1.88%
Return After Taxes on Distributions and Sale of Fund Shares	1.98%	4.40%	2.02%
<b>Return Before Taxes</b>			
Class C (inception 9/30/99)	6.00%	6.48%	2.67%
Class Y (inception 11/29/93)	8.11%	7.54%	3.69%
<b>S&amp;P 500® Index</b> (reflects no deduction for fees, expenses or taxes) (inception 2/28/93)	21.83%	15.79%	8.50%
<b>Barclays Capital U.S. Aggregate Bond Index</b> (reflects no deduction for fees, expenses or taxes) (inception 2/28/93)	3.54%	2.10%	4.01%

After-tax returns in the table above are shown for Class A Shares only and after-tax returns for other share classes will vary. After-tax returns are calculated using the historical highest individual federal marginal income tax rates and do not reflect the impact of state and local taxes. Actual after-tax returns depend on an investor's tax situation and may differ from those shown. For example, after-tax returns shown are not relevant to investors who hold their Fund shares through tax-advantaged arrangements, such as 401(k) plans or individual retirement accounts.



In some cases, average annual return after taxes on distributions and sale of fund shares is higher than the return before taxes and the average annual return after taxes on distributions because of realized losses that would have been sustained upon the sale of fund shares immediately after the relevant periods. The calculations assume that an investor holds the shares in a taxable account, is in the actual historical highest individual federal marginal income tax bracket for each year and would have been able to immediately utilize the full realized loss to reduce his or her federal tax liability. However, actual individual tax results may vary and investors should consult their tax advisers regarding their personal tax situations.

### **Portfolio Management**

Highland Capital Management Fund Advisors, L.P. serves as the investment adviser to the Fund and First Foundation Advisors serves as sub-adviser to the Fund. The primary individual portfolio managers for the Fund are:

Portfolio Manager	Portfolio Manager Experience in this Fund	Title with Sub-Adviser
John Hakopian	3 years	President
Jim Garrison	3 years	Portfolio Manager
Eric Speron	3 years	Portfolio Manager

### **Purchase and Sale of Fund Shares**

**Purchase minimum** (for Class A and Class C Shares) (reduced for certain accounts)

	By mail	By wire	Automatic
Initial Investment	\$500	\$1,000	\$25
Subsequent Investments	\$100	\$1,000	\$25

There is no program asset size or minimum investment requirements for initial and subsequent purchases of shares by eligible omnibus account investors.

**Purchase minimum** (for Class Y Shares) (eligible investors only)

Initial Investment	None
Subsequent Investments	None

Class Y Shares are available to investors who invest through programs or platforms maintained by an authorized financial intermediary.

Individual investors that invest directly with the Fund are not eligible to invest in Class Y Shares.

The Fund reserves the right to apply or waive investment minimums under certain circumstances as described in the Prospectus under the "Choosing a Share Class" section.

You may purchase shares of the Fund by mail, bank wire, electronic funds transfer or by telephone after you have opened an account with the Fund. You may obtain an account application from your financial intermediary, from the Fund by calling 1-877-665-1287 or from the Fund's website at <http://highlandfunds.com/literature>.

In general, you may sell (redeem) all or part of your Fund shares on any business day through the following options:

- Through your Financial Intermediary
- By writing to Highland Funds II — Highland Total Return Fund, PO Box 8656, Boston, Massachusetts 02266-8656, or
- By calling DST Asset Manager Solutions, Inc. at 1-877-665-1287

Financial intermediaries may independently charge fees for shareholder transactions or for advisory services. Please see their materials for details.

### **Tax Information**

The Fund intends to make distributions that generally will be taxable to you as ordinary income, qualified dividend income or capital gains, unless you are a tax-exempt investor or otherwise investing in the Fund through a tax-advantaged arrangement, such as a 401(k) plan or an individual retirement account. If you are investing in the Fund through a tax-advantaged arrangement, you may be taxed later upon withdrawals from that arrangement.

### **Payments to Broker-Dealers and Other Financial Intermediaries**

If you purchase shares of the Fund through a broker-dealer or other financial intermediary (such as a bank), the Fund and its related companies may pay the intermediary for the sale of Fund shares and related services. These payments may create a conflict of interest by influencing the broker-dealer or other intermediary and your salesperson to recommend the Fund over another investment. Ask your salesperson or visit your financial intermediary's website for more information.

## More on Strategies, Risks and Disclosure of Portfolio Holdings

---

### Additional Information About Investment Strategies

The following is a description of investment practices in which the Funds may engage. Any references to investments made by a Fund include those that may be made both directly by the Fund and indirectly by the Fund (e.g., through its investments in derivatives or other pooled investment vehicles). Not all Funds may engage in all practices described below. Except to the extent as otherwise provided in this Prospectus or Statement of Additional Information (“SAI”), each Fund may invest without limit in the securities, assets, instruments and transactions in which it is permitted to invest. Please refer to the “Principal Investment Strategies” for each Fund for additional information regarding the practices in which a particular Fund may engage. Please see “Additional Information About Risks” below for the risks associated with each of the principal investment practices.

**Assignments.** Each Fund (except Highland-First Foundation Income Fund) may purchase Assignments from Lenders. The purchaser of an Assignment typically succeeds to all the rights and obligations under the Loan Agreement of the assigning Lender and becomes a Lender under the Loan Agreement with the same rights and obligations as the assigning Lender.

**Borrowing.** Each Fund may borrow an amount up to 33 1/3% of its total assets (including the amount borrowed). A Fund may borrow for investment purposes, to meet repurchase requests and for temporary, extraordinary or emergency purposes. To the extent a Fund borrows more money than it has cash or short-term cash equivalents and invests the proceeds, a Fund will create financial leverage. It will do so only when it expects to be able to invest the proceeds at a higher rate of return than its cost of borrowing. The use of borrowing for investment purposes increases both investment opportunity and investment risk.

Because the management fees (including administration fees) paid to HCMFA are calculated on the basis of a Fund’s average daily managed assets, which include the proceeds of leverage, the dollar amount of the fees paid by a Fund to HCMFA will be higher (and HCMFA will be benefited to that extent) when leverage is utilized. HCMFA will utilize leverage only if it believes such action would result in a net benefit to a Fund’s shareholders after taking into account the higher fees and expenses associated with leverage (including higher management fees).

**Cash and Temporary Defensive Positions:** Under normal circumstances, each Fund may hold cash: (i) pending investment, (ii) for investment purposes, (iii) for cash management purposes, such as to meet redemptions or pay operating expenses, and (iv) during a Fund restructuring. A Fund that invests in equity securities may equitize cash in order to gain general equity market exposure with respect to such holdings of cash.

A Fund may from time to time take temporary defensive positions when the portfolio manager believes that adverse market, economic, political or other conditions exist. In these circumstances, the portfolio manager may (x) without limit hold cash, or (y) restrict the securities markets in which a Fund’s assets are invested by investing those assets in securities markets deemed to be conservative in light of the Fund’s investment objective and strategies.

Some Funds utilize cash as an asset class to hedge the portfolio and reduce volatility.

In addition, a Fund may hold cash under circumstances where the liquidation of the Fund has been approved by the Trustees, and, therefore, investments in accordance with the Fund’s investment objective and policies would no longer be appropriate.

To the extent that a Fund holds cash, it may not achieve its investment objective.

**Debt Securities.** Each Fund may, but is not required to, invest in debt securities, including investment grade securities, below investment grade securities and other debt obligations. Each Fund also may invest in debt securities convertible into, or exchangeable for, common or preferred stock. Each Fund may also invest in fixed-income securities, including high-yield securities and U.S. government-issued fixed-income securities.

- **Investment Grade Securities.** Each Fund may invest in a wide variety of bonds that are rated or determined by the Adviser or Sub-Adviser, as applicable, to be of investment grade quality of varying maturities issued by U.S. corporations and other business entities. Bonds are fixed or variable rate debt obligations, including bills, notes, debentures, money market instruments and similar instruments and securities. Bonds generally are used by corporations and other issuers to borrow money from investors for a variety of business purposes. The issuer pays the investor a fixed or variable rate of interest and normally must repay the amount borrowed on or before maturity.
- **Below Investment Grade Securities.** Each Fund may invest in below investment grade securities (also known as “high-yield securities” or “junk securities”). Such securities may be fixed or variable rate obligations and are rated below investment grade (Ba/BB or lower) by a nationally recognized statistical rating organization or are unrated but deemed by the Adviser or Sub-Adviser, as applicable, to be of comparable quality. High-yield debt securities are frequently issued by corporations in the growth stage of their development, but also may be issued by established companies. These bonds are regarded by the rating organizations, on balance, as

predominantly speculative with respect to capacity to pay interest and repay principal in accordance with the terms of the obligation. Such securities also are generally considered to be subject to greater risk than securities with higher ratings with regard to default rates and deterioration of general economic conditions. High-yield securities held by the Funds may include securities received as a result of a corporate reorganization or issued as part of a corporate takeover.

**Depository Receipts.** Certain Funds may invest in American Depository Receipts (“ADRs”), American Depository Shares (“ADSs”) and other depository receipts. ADRs and ADSs are securities that represent an ownership interest in a foreign security. They are generally issued by a U.S. bank to U.S. buyers as a substitute for direct ownership of a foreign security and are traded on U.S. exchanges. ADRs may be available through “sponsored” or “unsponsored” facilities. A sponsored facility is established jointly by the issuer of the security underlying the receipt and a depository, whereas an unsponsored facility may be established by a depository without participation by the issuer of the underlying security. The depository of an unsponsored facility frequently is under no obligation to distribute shareholder communications received from the issuer of the deposited security or to pass through voting rights with respect to the deposited security. Certain Funds may invest in both sponsored and unsponsored ADRs.

**Derivatives.** Each Fund may invest in various instruments that are commonly known as derivatives. Generally, a derivative is a financial arrangement, the value of which is based on, or “derived” from, a traditional security, asset, or market index. Futures, forwards, swaps and options are commonly used for traditional hedging purposes to attempt to protect a Fund from exposure to changing interest rates, securities prices, or currency exchange rates and as a low cost method of gaining exposure to a particular securities market without investing directly in those securities. The Funds may enter into credit derivatives, such as credit default swaps and credit default index investments, including loan credit default swaps and loan credit default index swaps. The Funds may use these investments (i) as alternatives to direct long or short investment in a particular security, (ii) to adjust a Fund’s asset allocation or risk exposure, or (iii) for hedging purposes. The use by a Fund of credit default swaps may have the effect of creating a short position in a security. These investments can create investment leverage, which tends to magnify the effects of an instrument’s price changes as market conditions change. A Fund’s ability to pursue its investment strategy, including its strategy of investing in certain derivative instruments, may be limited or adversely affected by the Fund’s intention to qualify as a RIC, and its strategy may bear

adversely on its ability to so qualify. Special tax considerations apply to a Fund’s use of derivatives. See the “Taxation” section below.

**Equity Securities.** To the extent a Fund invests in equity securities, the Adviser or Sub-Adviser, as applicable, expects such Fund’s investments will generally be in common stock of companies of varying sizes. The Adviser or Sub-Adviser, as applicable, believes preferred stock and convertible securities (e.g. debt securities convertible into, or exchangeable for common or preferred stock) of selected companies offer opportunities for capital appreciation as well as periodic income and may invest a portion of a Fund’s assets in such securities. The Adviser or Sub-Adviser, as applicable, will not rely on any specific rating criteria when deciding whether to invest a Fund’s assets in convertible securities. In addition to common stock, other securities with equity characteristics include depository receipts and warrants.

**Exchange-Traded Funds.** ETFs are listed on various exchanges and seek to provide investment results that correspond generally to the performance of specified market indices by holding a basket of the securities in the relevant index. Each Fund (except Highland-First Foundation Income Fund) may invest in ETFs, including ETFs that are part of the Highland fund complex and advised by the Adviser or its affiliates (the “Underlying Highland ETFs”). The Underlying Highland ETFs include the Highland/iBoxx Senior Loan ETF and may include additional ETFs advised by the Adviser or its affiliates in the future. Fees and expenses of investments in Underlying Highland ETFs will be borne by shareholders of the investing funds, and the Adviser intends to voluntarily waive the portion of the management fee of the investing funds that is attributable to investments in Underlying Highland ETFs.

**Hedging.** Each Fund may engage in “hedging,” the practice of attempting to offset a potential loss in one position by establishing an opposite position in another investment. Hedging strategies in general are usually intended to limit or reduce investment risk, but can also be expected to limit or reduce the potential for profit. For example, if a Fund has taken a defensive posture by hedging its portfolio, and stock or debt prices advance, the return to investors will be lower than if the portfolio has not been hedged. No assurance can be given that any particular hedging strategy will be successful, or that the Adviser or Sub-Adviser, as applicable, will elect to use a hedging strategy at a time when it is advisable. Special tax considerations apply to each Fund’s hedging transactions. See the “Taxation” section below.

**Illiquid and Restricted Securities.** Each Fund may invest in illiquid and restricted securities. Restricted securities generally may not be resold without registration under the Securities Act of 1933, as amended (the “Securities Act”),

## More on Strategies, Risks and Disclosure of Portfolio Holdings

---

except in transactions exempt from the registration requirements of the Securities Act. A security that may be restricted as to resale under federal securities laws or otherwise will not be subject to this percentage limitation if the Adviser or Sub-Adviser, as applicable, determines that the security is, at the time of acquisition, readily marketable. Illiquid securities are those that cannot be disposed of within seven days in the ordinary course of business at approximately the amount at which a Fund has valued the securities. Illiquid and restricted securities may offer higher returns and yields than comparable publicly-traded securities. However, a Fund may not be able to sell these securities when the Adviser or Sub-Adviser, as applicable, considers it desirable to do so or, to the extent they are sold privately, may have to sell them at less than the price of otherwise comparable securities. Restricted securities may be illiquid; however, some restricted securities such as those eligible for resale under Rule 144A under the Securities Act may be treated as liquid.

**Industry Concentration.** If a Fund's investments are concentrated in issuers of one or a few specific economic sectors, the Fund may be subject to more risks than if it were broadly diversified across the economy.

**Leveraged Investment Techniques and Short Positions:** Subject to applicable regulations, each Fund (other than Highland Global Allocation Fund, Highland-First Foundation Income Fund, Highland Small-Cap Equity Fund and Highland Energy MLP Fund) may employ leverage for short-term purposes such as meeting redemption requests, but not for investment purposes. Highland Global Allocation Fund, Highland-First Foundation Income Fund, Highland Small-Cap Equity Fund and Highland Energy MLP Fund may borrow for investment purposes, to meet redemption requests and for temporary, extraordinary or emergency purposes. To the extent a Fund borrows money from a bank, it may be required to post cash and/or securities as collateral to cover the loan until such time as it is repaid.

A Fund that employs leverage or utilizes shorting in its investment strategy may have a market exposure which can range from 150% net long to 50% net short. Such extremes however, will be uncommon. Examples of leveraged investment techniques include: (i) borrowing up to one third of a Fund's total assets to purchase additional securities for the Fund; and (ii) buying ETFs, closed-end funds or mutual funds ("Underlying Funds") that are designed to have market exposure that may be inverse to a particular index or that is several times the market exposure of a particular index. A Fund that is permitted to borrow for investment purposes may, to a limited extent, increase the number and extent of "long" positions by borrowing (e.g., by purchasing securities on margin). A Fund may take a "short position" where the portfolio manager believes that the price of a security or

value of an index will decline. A Fund may "short" a particular security by selling the security without owning it at the time of the sale, with the intent of later purchasing the security at a lower price. If the price of the security goes down, the short position will be profitable to the Fund. Conversely, if the price rises the short position will be unprofitable to a Fund. A Fund may also gain short exposure to an index by buying an Underlying Fund that has an inverse exposure to the index.

**Micro, Small and Mid-Cap Investments.** Each Fund may invest in companies of any market capitalization, including those with micro, small or medium capitalizations.

**Net Asset Value Fluctuation.** When prevailing interest rates decline, the value of a portfolio invested in fixed rate obligations can be expected to rise. Conversely, when prevailing interest rates rise, the value of a portfolio invested in fixed rate obligations can be expected to decline. Although a Fund's NAV will vary, such Fund's policy of acquiring interests in floating or variable rate investments is expected to minimize fluctuations in NAV as a result of changes in interest rates. Accordingly, it may be expected that the value of a Fund's investment portfolio will fluctuate significantly less than a portfolio of fixed rate, longer term obligations as a result of interest rate changes. However, changes in prevailing interest rates can be expected to cause some fluctuation in a Fund's NAV. In addition to changes in interest rates, various factors, including defaults by or changes in the credit quality of Borrowers, will also affect the NAV of a Fund. A default or serious deterioration in the credit quality of a Borrower could cause a prolonged or permanent decrease in a Fund's NAV.

**Non-U.S. Securities and Emerging Markets.** Each Fund may invest in securities of non-U.S. issuers ("non-U.S. securities"), including investments in the securities of so-called emerging market issuers. Such investment may include securities denominated in U.S. dollars, non-U.S. currencies or multinational currency units. Typically, non-U.S. securities are considered to be equity or debt securities issued by entities organized, domiciled or with a principal executive office outside the U.S., such as foreign corporations and governments. Non-U.S. securities may trade in U.S. or foreign securities markets. A Fund may make non-U.S. investments either directly by purchasing non-U.S. securities or indirectly by purchasing depositary receipts or depositary shares of similar instruments for non-U.S. securities. Depositary receipts are securities that are listed on exchanges or quoted in over-the-counter markets ("OTC") in one country but represent shares of issuers domiciled in another country. Direct investments in foreign securities may be made either on foreign securities exchanges or in the OTC markets. Investing in non-U.S. securities involves certain special risk considerations, including currency risk, that are not typically



associated with investing in securities of U.S. companies or governments. These risks may be greater for securities of companies located in emerging market countries.

**Options.** The Funds may utilize options on securities, indices and currencies. An option on a security is a contract that gives the holder of the option, in return for a premium, the right to buy from (in the case of a call) or sell to (in the case of a put) the writer of the option the security underlying the option at a specified exercise or "strike" price. The writer of an option on a security has the obligation upon exercise of the option to deliver the underlying security upon payment of the exercise price or to pay the exercise price upon delivery of the underlying security. If an option written by a Fund expires unexercised, the Fund realizes on the expiration date a gain equal to the premium received by the Fund at the time the option was written. If an option purchased by a Fund expires unexercised, the Fund realizes a loss equal to the premium paid. Prior to the earlier of exercise or expiration, an exchange-traded option may be closed out by an offsetting purchase or sale of an option of the same series (type, underlying security, exercise price and expiration). There can be no assurance, however, that a closing purchase or sale transaction can be effected when a Fund desires. A Fund realizes an economic loss from a closing sale transaction if the premium received from the sale of the option is less than the premium it initially paid to purchase the option (plus transaction costs). A Fund realizes an economic loss from a closing purchase transaction if the cost of the closing purchase transaction (premium plus transaction costs) is greater than the premium initially received from writing the option.

**Other Investment Companies.** Each Fund may invest in other investment companies. Investment companies combine shareholders' funds for investment in a variety of instruments, including equity securities, debt securities, and money market instruments and may invest primarily in a particular type of security, a particular industry or a mix of securities and industries. An investment company is not taxed on income distributed to shareholders if, among other things, it distributes to its shareholders substantially all of its taxable income for each taxable year. As a shareholder of another investment company, a Fund may bear a proportionate share of the expenses of such other investment company, including management fees, administration fees and custodial fees, in addition to the expenses of the Fund. To the extent permitted by and subject to applicable law or SEC exemptive relief, the Funds may invest in shares of investment companies (including money market mutual funds) advised or sub-advised by Highland or its affiliates.

**Real Estate Investment Trusts.** Highland-First Foundation Income Fund and Highland Total Return Fund may invest in REITs. REITs are companies that own interests in real estate

or in real estate related loans or other interests, and their revenue primarily consists of rent derived from owned, income producing real estate properties and capital gains from the sale of such properties. A REIT in the U.S. is generally not taxed on income distributed to shareholders so long as it meets certain tax related requirements, including the requirement that it distribute substantially all of its taxable income to such shareholders.

**Portfolio Turnover.** A Fund's rate of portfolio turnover will not be a limiting factor for the Adviser or Sub-Adviser, as applicable, in making decisions on when to buy or sell securities. Each Fund reserves full freedom with respect to portfolio turnover. The frequency of a Fund's trading will vary from year to year, depending on market conditions. In periods when there are rapid changes in economic conditions or security price levels, portfolio turnover may be significantly higher than during times of economic and market price stability. Each Fund's portfolio turnover rate may exceed 100% per year, and under certain market conditions may be substantially higher. A 100% annual turnover rate would occur, for example, if all the securities in a Fund's portfolio were replaced once within a period of one year.

**Securities Lending:** Each Fund may make secured loans of its portfolio securities amounting to not more than 30% (5% in the case of Highland Tax-Exempt Fund) of its total assets, thereby realizing additional income. As a matter of policy, securities loans are made to borrowers pursuant to agreements requiring that the loans be continuously secured by collateral in cash (U.S. and foreign currency), securities issued or guaranteed by the U.S. government or its agencies or instrumentalities, sovereign debt, convertible bonds, irrevocable bank letters of credit or such other collateral as may be agreed on by the parties to a securities lending arrangement, initially with a value of 102% or 105% of the market value of the loaned securities and thereafter maintained at a value of 100% of the market value of the loaned securities. Collateral must be valued daily by the Custodian and the borrower will be required to provide additional collateral should the market value of the loaned securities increase.

**Senior Loans.** Highland Global Allocation Fund may invest in Senior Loans. Senior Loans generally are arranged through private negotiations between a Borrower and Lenders represented in each case by one or more Agents of the several Lenders. On behalf of the several Lenders, the Agent, which is frequently a commercial bank or other entity that originates the Senior Loan and the person that invites other parties to join the lending syndicate, will be primarily responsible for negotiating the Loan Agreement that establishes the relative terms, conditions and rights of the Borrower and the several Lenders. In larger transactions it is

## More on Strategies, Risks and Disclosure of Portfolio Holdings

---

common to have several Agents; however, generally only one such Agent has primary responsibility for documentation and administration of a Senior Loan.

In a typical Senior Loan, the Agent administers the terms of the Loan Agreement and is responsible for the collection of principal and interest and fee payments from the Borrower and the apportionment of those payments to the credit of all Lenders that are parties to the Loan Agreement. A Fund generally will rely on the Agent to collect its portion of the payments on a Senior Loan. Furthermore, a Fund will rely on the Agent to use appropriate creditor remedies against the Borrower. Typically, under a Loan Agreement, the Agent is given broad discretion in monitoring the Borrower's performance under the Loan Agreement and is obligated to use only the same care it would use in the management of its own property. Upon an event of default, the Agent typically will act to enforce the Loan Agreement after instruction from Lenders holding a majority of the Senior Loan. The Borrower compensates the Agent for the Agent's services. This compensation may include special fees paid on structuring and funding the Senior Loan and other fees paid on a continuing basis. The practice of an Agent relying exclusively or primarily on reports from the Borrower may involve a risk of fraud by the Borrower.

Loan Agreements typically provide for the termination of the Agent's agency status in the event that it fails to act as required under the relevant Loan Agreement, becomes insolvent, enters receivership of the Federal Deposit Insurance Corporation ("FDIC"), or, if not FDIC insured, enters into bankruptcy. Should an Agent, Lender or any other institution interpositioned between a Fund and the Borrower become insolvent or enter FDIC receivership or bankruptcy, any interest in the Senior Loan of any such interpositioned institution and any loan payment held by any such interpositioned institution for the benefit of such Fund should not be included in the estate of such interpositioned institution. If, however, any such amount were included in such interpositioned institution's estate, a Fund would incur costs and delays in realizing payment or could suffer a loss of principal or interest. In such event, a Fund could experience a decrease in NAV.

It is anticipated that the proceeds of the Senior Loans in which a Fund will acquire interests primarily will be used to finance leveraged buyouts, recapitalizations, mergers, acquisitions, stock repurchases, and, to a lesser extent, to finance internal growth and for other corporate purposes of Borrowers. Senior Loans have the most senior position in a Borrower's capital structure, although some Senior Loans may hold an equal ranking with other senior securities and certain other obligations of the Borrower. The capital structure of a Borrower may include Senior Loans, senior and junior subordinated debt securities (which may include "junk"

securities) and preferred and common stock issued by the Borrower, typically in descending order of seniority with respect to claims on the Borrower's assets. Senior and junior subordinated debt is collectively referred to in this Prospectus as "junior debt securities."

Senior Loans generally are secured by specific collateral. A Fund may invest without limitation in Senior Loans that are not secured by any collateral and, to the extent that such Fund invests a portion of its assets in Senior Loans that are not secured by specific collateral, such Fund will not enjoy the benefits associated with collateralization with respect to such Senior Loans, and such Senior Loans may pose a greater risk of nonpayment of interest or loss of principal than do collateralized Senior Loans. As discussed below, a Fund may also acquire warrants, equity securities and junior debt securities issued by the Borrower or its affiliates as part of a package of investments in the Borrower or its affiliates. A Fund may acquire interests in warrants, other equity securities or junior debt securities through a negotiated restructuring of a Senior Loan or in a bankruptcy proceeding of the Borrower.

In order to borrow money pursuant to a collateralized Senior Loan, a Borrower will typically, for the term of the Senior Loan, pledge assets as collateral. In addition, in the case of some Senior Loans, there may be additional collateral pledged in the form of guarantees by and/or securities of affiliates of the Borrowers. In some instances, a collateralized Senior Loan may be secured only by stock in the Borrower or its subsidiaries. Collateral may consist of assets that are not readily liquidated, and there is no assurance that the liquidation of such assets would fully satisfy a Borrower's obligations under a Senior Loan. Similarly, in the event of bankruptcy proceedings involving the Borrower, the Lenders may be delayed or prevented from liquidating collateral or may choose not to do so as part of their participation in a plan of reorganization of the Borrower. Senior Loans' higher standing in an issuer's capital structure has historically resulted in generally higher recoveries than other below investment grade securities in the event of a corporate reorganization or other restructuring, but there can be no assurance that this will be the case with respect to any particular Senior Loan.

Loan Agreements may also include various restrictive covenants designed to limit the activities of the Borrower in an effort to protect the right of the Lenders to receive timely payments of interest on and repayment of principal of the Senior Loans. Breach of such a covenant, if not waived by the Lenders, is generally an event of default under the applicable Loan Agreement and may give the Lenders the right to accelerate principal and interest payments. The Adviser will consider the terms of restrictive covenants in deciding whether to invest in Senior Loans for a Fund's investment



portfolio. When a Fund holds a Participation in a Senior Loan, it may not have the right to vote to waive enforcement of a restrictive covenant breached by a Borrower. Lenders voting in connection with a potential waiver of a restrictive covenant may have interests different from those of a Fund, and such Lenders will not consider the interests of such Fund in connection with their votes.

Senior Loans in which the Funds will invest generally pay interest at rates that are periodically redetermined by reference to a base lending rate plus a premium. These base lending rates generally are the London Interbank Offered Rate (“LIBOR”), the prime rate offered by one or more major United States banks (“Prime Rate”) or the certificate of deposit (“CD”) rate or other base lending rates used by commercial Lenders. LIBOR generally is an average of the interest rates quoted by several designated banks as the rates at which such banks would offer to pay interest to major financial institution depositors in the London interbank market on U.S. dollar denominated deposits for a specified period of time. The CD rate generally is the average rate paid on large certificates of deposit traded in the secondary market. Senior Loans traditionally have been structured so that Borrowers pay higher premiums when they elect LIBOR, in order to permit Lenders to obtain generally consistent yields on Senior Loans, regardless of whether Borrowers select the LIBOR option or the Prime Rate option. Because their interest rates are adjusted for changes in short-term interest rates, Senior Loans generally have less interest rate risk than other high yield investments, which typically pay fixed rates of interest.

A Fund may invest in Participations in Senior Loans, may purchase Assignments of portions of Senior Loans from third parties and may act as one of the group of Primary Lenders.

**Short Sales.** Each Fund may seek to hedge investments or realize additional gains through short sales. A short sale is a transaction in which a Fund sells a security it does not own in anticipation that the market price of that security will decline. When a Fund makes a short sale, it must borrow the security sold short from a broker-dealer and deliver it to the buyer upon conclusion of the sale. A Fund will ordinarily have to pay a fee to borrow a security and is often obligated to repay the lender of the security any dividend or interest that accrues on the security during the period of the loan. If the price of the security sold short increases between the time of the short sale and the time a Fund replaces the borrowed security, the Fund will incur a loss.

Each Fund may sell a security short if it owns at least an equal amount of the security sold short or another security convertible or exchangeable for an equal amount of the security sold short without payment of further compensation

(a short sale “against-the-box”). Each Fund also may engage in short sales that are not “against-the-box,” and will be subject to additional risks to the extent that it engages in short sales that are not “against-the-box.” A Fund’s loss on a short sale could be unlimited in cases where the Fund is unable, for whatever reason, to close out its short position. See “Taxation” below for special tax considerations associated with engaging in short sales.

**Temporary Defensive Positions.** When adverse market or economic conditions occur, a Fund may temporarily invest all or a portion of its total assets in defensive investments. Such investments may include fixed-income securities, high quality money market instruments, cash and cash equivalents. To the extent a Fund takes temporary defensive positions, it may not achieve its investment objective.

**Undervalued Stocks.** A stock is considered undervalued if the Adviser or Sub-Adviser, as applicable, believes it should be trading at a higher price than it is at the time of purchase. Factors considered may include, but are not limited to: price relative to earnings, price relative to cash flow and price relative to financial strength.

**Additional Information.** The foregoing percentage limitations in each Fund’s investment strategies apply at the time of purchase of securities, except that the limit on borrowing described in the Statement of Additional Information is applied on a continual basis. The Board of Trustees may change any of the foregoing investment policies, including a Fund’s investment objective without shareholder approval.

#### Additional Information About Risks

Like all mutual funds, investing in the Funds involves risk factors and special considerations. A Fund’s risk is defined primarily by its principal investment strategies, which are described earlier in the summary section of this Prospectus, along with descriptions of each Fund’s related risks. Investments in a Fund are not insured against loss of principal. As with any mutual fund, there can be no assurance that a Fund will achieve its investment objectives. Investing in shares of a Fund should not be considered a complete investment program. There is a risk that the share value of the Funds will fluctuate.

One of your most important investment considerations should be balancing risk and return. Different types of investments tend to respond differently to shifts in the economic and financial environment. Diversifying your investments among different asset classes — such as stocks, bonds and cash — and within an asset class — such as small-cap and large-cap stocks — may help you to manage risk and achieve the results you need to reach your financial goals.

## More on Strategies, Risks and Disclosure of Portfolio Holdings

---

Factors that may affect a Fund's portfolio as a whole are called "principal risks" and are summarized in this section. This summary describes the nature of these principal risks and certain related risks, but is not intended to include every potential risk. The Funds could be subject to additional risks because the types of investments they make may change over time. The SAI, which is incorporated by reference into this Prospectus, includes more information about the Funds and their investments. Each Fund is not intended to be a complete investment program.

**Allocation Risk:** The Adviser or Sub-Adviser may not allocate assets of a Fund among strategies, asset classes or investment management styles in an optimal manner, if, among other reasons, it does not correctly assess the attractiveness of a strategy, asset class or investment style.

**Asset-Backed Securities Risk:** Because asset-backed securities often are secured by the loans underlying the securities, a Fund may lose money if there are defaults on the loans underlying the securities. Such defaults have increased the risk for asset-backed securities that are secured by home-equity loans related to sub-prime mortgage loans, especially in a declining residential real estate market. Asset-backed securities also may be subject to more rapid repayment than their stated maturity dates indicate, due to changing economic conditions. To maintain its position in such securities, a Fund may reinvest the reductions in principal amounts resulting from the prepayments. Yields on those reinvested amounts are subject to prevailing market rates. Because prepayments of principal generally increase when rates are falling, a Fund generally has to reinvest proceeds from prepayments at lower rates. Investments in asset-backed securities may also be subject to valuation risk.

**Commodity Exposure Risk:** Commodity prices can be extremely volatile and are affected by many factors, including changes in overall market movements, real or perceived inflationary trends, commodity index volatility, changes in interest rates or currency exchange rates, population growth and changing demographics, nationalization, expropriation, or other confiscation, international regulatory, political and economic developments (*e.g.*, regime changes and changes in economic activity levels), and developments affecting a particular industry or commodity, such as drought, floods or other weather conditions, livestock disease, trade embargoes, competition from substitute products, transportation bottlenecks or shortages, fluctuations in supply and demand and tariffs. Certain of Highland Global Allocation Fund's commodities-linked investments may be limited by tax considerations, including the Fund's intention to qualify annually as a RIC under the Code. See "Taxation" below.

**Counterparty Risk:** A Fund may engage in transactions in securities and financial instruments that involve counterparties. Counterparty risk is the risk that a counterparty (the other party to a transaction or an agreement or the party with whom a Fund executes transactions) to a transaction with a Fund may be unable or unwilling to make timely principal, interest or settlement payments, or otherwise honor its obligations. In an attempt to limit the counterparty risk associated with such transactions, a Fund conducts business only with financial institutions judged by the Adviser or Sub-Adviser, as applicable, to present acceptable credit risk. For example, repurchase agreements are loans of money or arrangements under which a Fund purchases securities and the seller agrees to repurchase the securities within a specific time and at a specific price. The repurchase price is generally higher than a Fund's purchase price, with the difference being income to a Fund. The counterparty's obligations under the repurchase agreement are collateralized with U.S. Treasury and/or agency obligations with a market value of not less than 100% of the obligations, valued daily. Collateral is held by a Fund's custodian in a segregated, safekeeping account for the benefit of a Fund. Repurchase agreements afford a Fund an opportunity to earn income at low risk on temporarily available cash. If bankruptcy or insolvency proceedings commence with respect to the seller of the securities before repurchase of the securities under a repurchase agreement, a Fund may encounter delays and incur costs before being able to sell the securities. Such a delay may involve loss of interest or a decline in price of the securities. If a court characterizes the transaction as a loan and a Fund has not perfected a security interest in the securities, a Fund may be required to return the securities to the seller's estate and be treated as an unsecured creditor of the seller. As an unsecured creditor, a Fund would be at risk of losing some or all of the principal and interest involved in the transaction.

**Credit Risk:** The value of debt securities owned by a Fund may be affected by the ability of issuers to make principal and interest payments and by the issuer's or counterparty's credit quality. If an issuer cannot meet its payment obligations or if its credit rating is lowered, the value of its debt securities may decline. Lower quality bonds are generally more sensitive to these changes than higher quality bonds. Even within securities considered investment grade, differences exist in credit quality and some investment-grade debt securities may have speculative characteristics. A security's price may be adversely affected by the market's perception of the security's credit quality level even if the issuer or counterparty has suffered no degradation in its ability to honor the obligation.

Credit risk varies depending upon whether the issuers of the securities are corporations or domestic or foreign governments or their sub-divisions or instrumentalities and whether the particular note or other instrument held by a Fund has a priority in payment of principal and interest. U.S. government securities are subject to varying degrees of credit risk depending upon whether the securities are supported by the full faith and credit of the United States, supported by the ability to borrow from the U.S. Treasury, supported only by the credit of the issuing U.S. government agency, instrumentality, or corporation, or otherwise supported by the United States. Obligations issued by U.S. government agencies, authorities, instrumentalities or sponsored enterprises, such as Government National Mortgage Association, are backed by the full faith and credit of the U.S. Treasury, while obligations issued by others, such as Federal National Mortgage Association (FNMA), Federal Home Loan Mortgage Corporation (Freddie Mac) and Federal Home Loan Banks (FHLBs), are backed solely by the ability of the entity to borrow from the U.S. Treasury or by the entity's own resources. No assurance can be given that the U.S. government would provide financial support to U.S. government agencies, authorities, instrumentalities or sponsored enterprises if it is not obligated to do so by law.

**Currency Risk:** A portion of each Fund's assets may be quoted or denominated in non-U.S. currencies. These securities may be adversely affected by fluctuations in the relative currency exchange rates and by exchange control regulations. A Fund's investment performance may be negatively affected by a devaluation of a currency in which the Fund's investments are quoted or denominated. Further, a Fund's investment performance may be significantly affected, either positively or negatively, by currency exchange rates because the U.S. dollar value of securities quoted or denominated in another currency will increase or decrease in response to changes in the value of such currency in relation to the U.S. dollar.

**Debt Securities Risk:** The value of a debt security (and other income-producing securities, such as preferred stocks, convertible preferred stocks, equity-linked notes, and interests in income-producing trusts) changes in response to interest rate changes. In general, the value of a debt security is likely to fall as interest rates rise. This risk is generally greater for obligations with longer maturities or for debt securities that do not pay current interest (such as zero-coupon securities). Debt securities with floating interest rates can be less sensitive to interest rate changes, although, to the extent a Fund's income is based on short-term interest rates that fluctuate over short periods of time, income received by a Fund may decrease as a result of a decline in interest rates. In addition, the interest rates of floating rate loans typically only adjust to changes in short-term interest rates; long-term interest rates can vary dramatically from short-term interest

rates. In response to an interest rate decline, debt securities that provide the issuer with the right to call or redeem the security prior to maturity may be called or redeemed. If a debt security is repaid more quickly than expected, a Fund may not be able to reinvest the proceeds at the same interest rate, reducing the potential for gain. When interest rates increase or for other reasons, debt securities may be repaid more slowly than expected. As a result, the maturity of the debt instrument is extended, increasing the potential for loss. As of the date of this Prospectus, market interest rates in the United States are at or near historic lows, which may increase a Fund's exposure to risks associated with rising market interest rates. Rising market interest rates could have unpredictable effects on the markets and may expose fixed-income and related markets to heightened volatility, which could reduce liquidity for certain investments, adversely affect values, and increase costs. Increased redemptions may cause a Fund to liquidate portfolio positions when it may not be advantageous to do so and may lower returns. If dealer capacity in fixed-income and related markets is insufficient for market conditions, it may further inhibit liquidity and increase volatility in the fixed-income and related markets. Further, recent and potential future changes in government policy may affect interest rates.

The value of a debt security also depends on the issuer's credit quality or ability to pay principal and interest when due. The value of a debt security is likely to fall if an issuer or the guarantor of a security is unable or unwilling (or perceived to be unable or unwilling) to make timely principal and/or interest payments or otherwise to honor its obligations, or if the debt security's rating is downgraded by a credit rating agency. The obligations of issuers (and obligors of asset-backed securities) are subject to bankruptcy, insolvency, and other laws affecting the rights and remedies of creditors. The value of a debt security can also decline in response to other changes in market, economic, industry, political, and regulatory conditions that affect a particular type of debt security or issuer or debt securities generally. The values of many debt securities may fall in response to a general increase in investor risk aversion or a decline in the confidence of investors generally in the ability of issuers to meet their obligations.

Leveraged loans are subject to the same risks typically associated with debt securities. In addition, leveraged loans, which typically hold a senior position in the capital structure of a borrower, are subject to the risk that a court could subordinate such loans to presently existing or future indebtedness or take other action detrimental to the holders of leveraged loans. Leveraged loans are also especially subject to the risk that the value of the collateral, if any, securing a loan may decline, be insufficient to meet the obligations of the borrower, or be difficult to liquidate.

## More on Strategies, Risks and Disclosure of Portfolio Holdings

---

**Derivatives Risk:** All of the Funds may invest in derivatives, which are financial contracts whose value depends on, or is derived from, the value of underlying assets, reference rates, or indices. Derivatives involve the risk that changes in their value may not move as expected relative to the value of the assets, rates, or indices they are designed to track. Derivatives include futures, non-U.S. currency contracts, swap contracts, warrants, and options contracts. Derivatives may relate to securities, interest rates, currencies or currency exchange rates, inflation rates, commodities, and indices.

There are several risks associated with derivatives transactions. The use of derivatives involves risks that are in addition to, and potentially greater than, the risks of investing directly in securities and other more traditional assets. A decision as to whether, when and how to use derivatives involves the exercise of skill and judgment, and even a well conceived transaction may be unsuccessful to some degree because of market behavior or unexpected events. The use of derivative transactions may result in losses greater than if they had not been used, may require a Fund to sell or purchase portfolio securities at inopportune times or for prices other than current market values, may limit the amount of appreciation a Fund can realize on an investment or may cause a Fund to hold a security that it might otherwise sell. A Fund may enter into credit derivatives, such as credit default swaps and credit default index investments, including loan credit default swaps and loan credit default index swaps. The use by a Fund of credit default swaps may have the effect of creating a short position in a security. These investments can create investment leverage and may create additional investment risks that may subject a Fund to greater volatility than investments in more traditional securities. Derivative contracts may expire worthless.

A Fund may invest in derivatives with a limited number of counterparties, and events affecting the creditworthiness of any of those counterparties may have a pronounced effect on the Fund. Derivatives risk is particularly acute in environments (like those of 2008) in which financial services firms are exposed to systemic risks of the type evidenced by the insolvency of Lehman Brothers and subsequent market disruptions. In addition, during those periods, a Fund may have a greater need for cash to provide collateral for large swings in its mark-to-market obligations under the derivatives in which it has invested.

A Fund's use of derivatives may not be effective or have the desired results. Moreover, suitable derivatives will not be available in all circumstances. For example, the economic costs of taking some derivative positions may be prohibitive, and if a counterparty or its affiliate is deemed to be an affiliate of a Fund, the Funds will not be permitted to trade with that counterparty. In addition, the Adviser may decide

not to use derivatives to hedge or otherwise reduce a Fund's risk exposures, potentially resulting in losses for the Fund.

Swap contracts and other OTC derivatives are highly susceptible to liquidity risk (see "Illiquid and Restricted Securities Risk") and counterparty risk (see "Counterparty Risk"), and are subject to documentation risks. Because many derivatives have a leverage component (*i.e.*, a notional value in excess of the assets needed to establish and/or maintain the derivative position), adverse changes in the value or level of the underlying asset, rate or index may result in a loss substantially greater than the amount invested in the derivative itself. See "Leverage Risk" below.

Derivatives also present other risks described in this section, including securities market risk, illiquid and restricted securities risk, currency risk, credit risk, and counterparty risk. Special tax considerations apply to the Funds' use of derivatives. See the "Taxation" section below.

As a general matter, when a Fund establishes certain derivative instrument positions, such as certain futures, options and forward contract positions, it will segregate liquid assets (such as cash, U.S. Treasury bonds or commercial paper) equivalent to the Fund's outstanding obligations under the contract or in connection with the position.

Under recently adopted rules and regulations, transactions in some types of swaps (including interest rate swaps and credit default swaps on North American and European indices) are required to be centrally cleared. In a transaction involving those swaps ("cleared derivatives"), a Fund's counterparty is a clearing house, rather than a bank or broker. Since the Funds are not members of clearing houses and only members of a clearing house ("clearing members") can participate directly in the clearing house, the Funds will hold cleared derivatives through accounts at clearing members. In cleared derivatives transactions, the Funds will make payments (including margin payments) to and receive payments from a clearing house through their accounts at clearing members. Clearing members guarantee performance of their clients' obligations to the clearing house.

In many ways, cleared derivative arrangements are less favorable to mutual funds than bilateral arrangements. For example, the Funds may be required to provide more margin for cleared derivatives transactions than for bilateral derivatives transactions. Also, in contrast to a bilateral derivatives transaction, following a period of notice to a Fund, a clearing member generally can require termination of an existing cleared derivatives transaction at any time or an increase in margin requirements above the margin that the clearing member required at the beginning of a transaction. Clearing houses also have broad rights to increase margin requirements for existing transactions or to terminate those



transactions at any time. Any increase in margin requirements or termination of existing cleared derivatives transactions by the clearing member or the clearing house could interfere with the ability of a Fund to pursue its investment strategy. Further, any increase in margin requirements by a clearing member could expose a Fund to greater credit risk to its clearing member, because margin for cleared derivatives transactions in excess of a clearing house's margin requirements typically is held by the clearing member. Also, a Fund is subject to risk if it enters into a derivatives transaction that is required to be cleared (or that the Adviser expects to be cleared), and no clearing member is willing or able to clear the transaction on the Fund's behalf. In those cases, the transaction might have to be terminated, and the Fund could lose some or all of the benefit of the transaction, including loss of an increase in the value of the transaction and/or loss of hedging protection. In addition, the documentation governing the relationship between the Funds and clearing members is drafted by the clearing members and generally is less favorable to the Funds than typical bilateral derivatives documentation. For example, documentation relating to cleared derivatives generally includes a one-way indemnity by the Funds in favor of the clearing member for losses the clearing member incurs as the Funds' clearing member and typically does not provide the Funds any remedies if the clearing member defaults or becomes insolvent. While futures contracts entail similar risks, the risks likely are more pronounced for cleared swaps due to their more limited liquidity and market history.

Some types of cleared derivatives are required to be executed on an exchange or on a swap execution facility. A swap execution facility is a trading platform where multiple market participants can execute derivatives by accepting bids and offers made by multiple other participants in the platform. While this execution requirement is designed to increase transparency and liquidity in the cleared derivatives market, trading on a swap execution facility can create additional costs and risks for a Fund. For example, swap execution facilities typically charge fees, and if a Fund executes derivatives on a swap execution facility through a broker intermediary, the intermediary may impose fees as well. Also, a Fund may indemnify a swap execution facility, or a broker intermediary who executes cleared derivatives on a swap execution facility on the Fund's behalf, against any losses or costs that may be incurred as a result of the Fund's transactions on the swap execution facility.

These and other new rules and regulations could, among other things, further restrict a Fund's ability to engage in, or increase the cost to a Fund of, derivatives transactions, for example, by making some types of derivatives no longer available to the Fund, increasing margin or capital requirements, or otherwise limiting liquidity or increasing

transaction costs. These regulations are new and evolving, so their potential impact on the Funds and the financial system are not yet known. While the new regulations and central clearing of some derivatives transactions are designed to reduce systemic risk (i.e., the risk that the interdependence of large derivatives dealers could cause them to suffer liquidity, solvency or other challenges simultaneously), there is no assurance that the new clearing mechanisms will achieve that result, and in the meantime, as noted above, central clearing and related requirements expose the Funds to new kinds of risks and costs. In addition, the SEC recently proposed a rule under the 1940 Act regulating the use by registered investment companies of derivatives and many related instruments. That rule, if adopted as proposed, could, among other things, restrict a Fund's ability to engage in derivatives transactions or so increase the cost of derivatives transactions that a Fund would be unable to implement its investment strategy.

**Distressed and Defaulted Securities Risk:** A Fund may invest in the securities of financially distressed and bankrupt issuers, including debt obligations that are in covenant or payment default. Such investments generally trade significantly below par and are considered speculative. The repayment of defaulted obligations is subject to significant uncertainties. Defaulted obligations might be repaid only after lengthy workout or bankruptcy proceedings, during which the issuer might not make any interest or other payments. Typically such workout or bankruptcy proceedings result in only partial recovery of cash payments or an exchange of the defaulted obligation for other debt or equity securities of the issuer or its affiliates, which may in turn be illiquid or speculative.

**Equity Securities Risk:** The market prices of equity securities owned by a Fund may go up or down, sometimes rapidly or unpredictably. The value of a security may decline for a number of reasons that may directly relate to the issuer, such as management performance, fundamental changes to the business, financial leverage, non-compliance with regulatory requirements and reduced demand for the issuer's goods or services. The values of equity securities also may decline due to general market conditions that are not specifically related to a particular company, such as real or perceived adverse economic conditions, changes in the general outlook for corporate earnings, changes in interest or currency rates or adverse investor sentiment generally. Certain equity securities may decline in value even during periods when the prices of equity securities in general are rising, or may not perform as well as the market in general. In addition to these risks, preferred stock and convertible securities are also subject to the risk that issuers will not make payments on securities held by a Fund, which could result in losses to the Fund. The credit quality of preferred stock and convertible securities held by a Fund may be lowered if an issuer's



## More on Strategies, Risks and Disclosure of Portfolio Holdings

---

financial condition changes, leading to greater volatility in the price of the security. In addition, a company's preferred stock generally pays dividends only after the company makes required payments to holders of its bonds and other debt. For this reason, the value of preferred stock will usually react more strongly than bonds and other debt to actual or perceived changes in the company's financial condition or prospects. The market value of convertible securities also tends to fall when prevailing interest rates rise.

**Event-Driven Investing Risk:** Event-driven strategies analyze various transactions in order to predict a likely outcome and commit capital in a way that benefits from that outcome. Event-driven strategies are broad in scope and employ a diverse set of securities including common and preferred stock, debt securities, warrants, stubs and derivatives. Appreciation in the value of such securities may be contingent upon the occurrence of certain events, such as a successful reorganization or merger. If the expected event does not occur, the Fund may incur a loss on the investments. There can be no assurance that any expected transaction will take place. Certain transactions are dependent on one or more factors to become effective, such as market conditions, which may lead to unexpected positive or negative changes in a company profile, shareholder approval, regulatory and various other third party constraints, changes in earnings or business lines or shareholder activism as well as many other factors. No assurance can be given that the transactions entered into will result in a profitable investment for the Fund and will not incur substantial losses.

**Exchange-Traded Funds ("ETF") Risk:** The value of ETFs can be expected to increase and decrease in value in proportion to increases and decreases in the indices that they are designed to track. The volatility of different index tracking stocks can be expected to vary in proportion to the volatility of the particular index they track. ETFs are traded similarly to stocks of individual companies. Although an ETF is designed to provide investment performance corresponding to its index, it may not be able to exactly replicate the performance of its index because of its operating expenses and other factors.

**Exchange-Traded Notes Risk:** A Fund may invest in exchange traded notes ("ETNs"), which are debt securities with returns linked to a particular index. ETNs are typically linked to the performance of a commodities index that reflects the potential return on unleveraged investments in futures contracts of physical commodities, plus a specified rate of interest that could be earned on cash collateral. ETNs are subject to credit risk. The value of an ETN may vary and may be influenced by time to maturity, level of supply and demand for the ETN, volatility and lack of liquidity in underlying commodities markets or other relevant markets, changes in the applicable interest rates, changes in the

issuer's credit rating, and economic, legal, political, or geographic events that affect the referenced commodity or other reference asset. ETNs are also subject to the risk of being illiquid. When a Fund invests in ETNs it will bear its proportionate share of any fees and expenses borne by the ETN. There may be restrictions on a Fund's right to redeem its investment in an ETN, which is meant to be held until maturity. A Fund's decision to sell its ETN holdings may be limited by the unavailability of a secondary market. The tax rules are uncertain with respect to the treatment of income or gains arising in respect of ETNs. A Fund's investments in commodities-linked ETNs may be limited by these and other tax considerations, including, where applicable, the Fund's intention to qualify annually as a RIC under the Code. See "Taxation" below.

**Fixed Income Market Risk:** Fixed income securities markets may, in response to governmental intervention, economic or market developments (including potentially a reduction in the number of broker-dealers willing to engage in market-making activity), or other factors, experience periods of increased volatility and reduced liquidity. During those periods, a Fund may experience increased levels of shareholder redemptions, and may have to sell securities at times when it would otherwise not do so, and at unfavorable prices. Fixed income securities may be difficult to value during such periods. In recent periods, governmental financial regulators, including the U.S. Federal Reserve, have taken steps to maintain historically low interest rates by purchasing bonds. Steps by those regulators to curtail or "taper" such activities could result in the effects described above, and could have a material adverse effect on prices for fixed income securities and on the management of a Fund.

**Focused Investment Risk:** Funds whose investments are focused in particular countries, regions, sectors, companies, or industries with high positive correlations to one another (e.g., different industries within broad sectors, such as technology or financial services), or in securities from issuers with high positive correlations to one another, are subject to greater overall risk than funds whose investments are more diversified. A Fund that focuses its investments in a particular type of security or sector, or in securities of companies in a particular industry, is vulnerable to events affecting those securities, sectors, or companies. Securities, sectors, or companies that share common characteristics are often subject to similar business risks and regulatory burdens, and often react similarly to specific economic, market, political or other developments.

Although Highland Premier Growth Equity Fund is a diversified Fund, it may invest in securities of a limited number of issuers in an effort to achieve a potentially greater investment return than a fund that invests in a larger number of issuers. A fund that invests a significant portion of its assets

in a relatively small number of securities may have more risk because changes in the value of a single security or the impact of a single economic, political or regulatory occurrence may have a great adverse impact on the fund's net asset value.

**Foreign Financial Institutions Risk:** Obligations of foreign banks involve somewhat different investment risks than those affecting obligations of United States banks, including the possibilities that their liquidity could be impaired because of future political and economic developments, that their obligations may be less marketable than comparable obligations of United States banks, that foreign deposits may be seized or nationalized, and that foreign governmental restrictions such as exchange controls may be adopted which might adversely affect the payment of principal and interest on those obligations. These risks are in addition to other risks of foreign investments as described under "Non-U.S. Securities and Emerging and Developing Markets Risk" below. Foreign banks are not generally subject to examination by any United States Government agency or instrumentality; therefore, these institutions may pose a higher money laundering risk than U.S. financial institutions.

**Hedging Risk:** There are several risks in connection with the use by a Fund of futures contracts and related options as a hedging device. One risk arises because of the imperfect correlation between movements in the prices of the futures contracts and options and movements in the underlying securities or index or movements in the prices of a Fund's securities which are the subject of a hedge. The Adviser or Sub-Adviser, as applicable, will, however, attempt to reduce this risk by purchasing and selling, to the extent possible, futures contracts and related options on securities and indices the movements of which will, in its judgment, correlate closely with movements in the prices of the underlying securities or index and a Fund's portfolio securities sought to be hedged. Successful use of futures contracts and options by a Fund for hedging purposes is also subject to the Adviser's or Sub-Adviser's, as applicable, ability to predict correctly movements in the direction of the market. It is possible that, where a Fund has purchased puts on futures contracts to hedge its portfolio against a decline in the market, the securities or index on which the puts are purchased may increase in value and the value of securities held in the portfolio may decline. If this occurred, the Fund would lose money on the puts and also experience a decline in the value of its portfolio securities. In addition, the prices of futures, for a number of reasons, may not correlate perfectly with movements in the underlying securities or index due to certain market distortions. First, all participants in the futures market are subject to margin deposit requirements. Such requirements may cause investors to close futures contracts through offsetting transactions which

could distort the normal relationship between the underlying security or index and futures markets. Second, the margin requirements in the futures markets are less onerous than margin requirements in the securities markets in general, and as a result the futures markets may attract more speculators than the securities markets do. Increased participation by speculators in the futures markets may also cause temporary price distortions. Due to the possibility of price distortion, even a correct forecast of general market trends by the Adviser or Sub-Adviser, as applicable, still may not result in a successful hedging transaction over a very short time period. In addition, to maintain margin requirements, a Fund may have to sell portfolio securities at disadvantageous prices or times because it may not be possible to liquidate a position at a reasonable price. The earmarking of such assets also will have the effect of limiting a Fund's ability otherwise to invest those assets. Special tax considerations apply to a Fund's hedging transactions. See the "Taxation" section below.

**High Yield Debt Securities Risk:** Below investment grade securities (also known as "high-yield securities" or "junk securities") may be fixed or variable rate obligations and are rated below investment grade (Ba/BB or lower) by a nationally recognized statistical rating organization or are unrated but deemed by the Adviser or Sub-Adviser, as applicable, to be of comparable quality. Such securities should be considered speculative with respect to capacity to pay interest and repay principal in accordance with the terms of the obligation. High-yield debt securities are frequently issued by corporations in the growth stage of their development, but also may be issued by established companies. High-yield securities held by a Fund may include securities received as a result of a corporate reorganization or issued as part of a corporate takeover.

Below investment grade securities have greater credit and liquidity risk than more highly rated obligations and are generally unsecured and may be subordinate to other obligations of the obligor. The lower rating of high-yield securities reflects a greater possibility that adverse changes in the financial condition of the issuer or in general economic conditions (including, for example, a substantial period of rising interest rates or declining earnings) or both may impair the ability of the issuer to make payment of principal and interest. Many issuers of high-yield securities are highly leveraged and their relatively high debt to equity ratios create increased risks that their operations might not generate sufficient cash flow to service their obligations. Overall declines in the below investment grade bond market and other markets may adversely affect such issuers by inhibiting their ability to refinance their obligations at maturity. Investments in obligations of issuers that are generally trading at significantly higher yields than had been historically typical of the applicable issuer's obligations may include debt

## More on Strategies, Risks and Disclosure of Portfolio Holdings

---

obligations that have a heightened probability of being in covenant or payment default in the future. Such investments generally are considered speculative. The repayment of defaulted obligations is subject to significant uncertainties. Defaulted obligations might be repaid only after lengthy workout or bankruptcy proceedings, during which the issuer might not make any interest or other payments. Typically such workout or bankruptcy proceedings result in only partial recovery of cash payments or an exchange of the defaulted security for other debt or equity securities of the issuer or its affiliates, which may in turn be illiquid or speculative. High-yield securities will be subject to certain additional risks to the extent that such obligations may be unsecured and subordinated to substantial amounts of senior indebtedness, all or a significant portion of which may be secured. Moreover, such obligations may not be protected by financial covenants or limitations upon additional indebtedness and are unlikely to be secured by collateral. See “Taxation” below and “Income Tax Considerations” in the SAI for a discussion of special tax consequences associated with certain below investment grade securities.

**Illiquid and Restricted Securities Risk:** Illiquid investments may be difficult to resell at approximately the price they are valued in the ordinary course of business within seven days. When investments cannot be sold readily at the desired time or price, a Fund may have to accept a much lower price, may not be able to sell the investment at all or may be forced to forego other investment opportunities, all of which may adversely impact a Fund’s returns. Illiquid investments also may be subject to valuation risk. Restricted securities (including Rule 144A securities) may be subject to legal restraints on resale and, therefore, are typically less liquid than other securities. The prices received from selling restricted securities in privately negotiated transactions may be less than those originally paid by a Fund. Investors in restricted securities may not benefit from the same investor protections as publicly traded securities.

**Industry Concentration Risk:** The performance of a Fund that may invest a significant portion of its assets in a particular sector or industry may be closely tied to the performance of companies in a limited number of sectors or industries. Companies in a single sector often share common characteristics, are faced with the same obstacles, issues and regulatory burdens and their securities may react similarly to adverse market conditions. To the extent that a Fund concentrates its investment in particular issuers, countries, geographic regions, industries or sectors, the Fund may be subject to greater risks of adverse developments in such areas of focus than a fund that invests in a wider variety of

issuers, countries, geographic regions, industries, sectors or investments. The price movements of investments in a particular sector or industry may be more volatile than the price movements of more broadly diversified investments.

Because Highland Energy MLP Fund normally invests at least 80% of the value of its assets in MLP investments, the Fund’s performance largely depends on the overall condition of these industries and the Fund is susceptible to economic, political and regulatory risks or other occurrences associated with these industries. MLP investments may be adversely affected by foreign government, federal or state regulations on energy production, distribution and sale. Stock prices of companies in energy-related industries are also affected by supply and demand both for their specific product or service and for energy products in general.

**Industry-Specific Risk (Highland Energy MLP Fund only):**

Energy companies are subject to risks specific to the industry they serve. Risks inherent in the energy business of these types of MLPs include the following:

- MLPs may be directly affected by energy commodity prices. The volatility of commodity prices can indirectly affect certain other MLPs due to the impact of prices on the volume of commodities transported, processed, stored or distributed. The Fund seeks largely to invest in high quality MLPs that are able to mitigate or manage direct margin exposure to commodity price levels. The MLP sector can be hurt by market perception that MLPs’ performance and distributions are directly tied to commodity prices.
- The profitability of MLPs may be materially impacted by the volume of natural gas, oil or other energy commodities available for transporting, processing, storing or distributing. A significant decrease in the production of natural gas, oil, coal or other energy commodities, due to a decline in production from existing facilities, import supply disruption, depressed commodity prices or otherwise, would reduce revenue and operating income of MLPs and, therefore, the ability of MLPs to make distributions to partners.
- A sustained decline in demand for crude oil, natural gas and refined petroleum products could adversely affect MLP revenues and cash flows. Factors that could lead to a decrease in market demand include a recession or other adverse economic conditions, an increase in the market price of the underlying commodity, higher taxes or other regulatory actions that increase costs, or a shift in consumer demand for such products. Demand may

also be adversely impacted by consumer sentiment with respect to global warming and by legislation intended to promote the use of alternative energy sources.

- A portion of any one MLP's assets may be dedicated to natural gas or oil reserves and other commodities that naturally deplete over time, which could have a materially adverse impact on an MLP's ability to make distributions if the reserves are not replaced.
- Some MLPs are dependent on third parties to conduct their exploration and production activities and therefore shortages in crews or drilling rigs can adversely impact these MLPs.
- MLPs employ a variety of means of increasing cash flow, including increasing utilization of existing facilities, expanding operations through new construction, expanding operations through acquisitions, or securing additional long-term contracts. Thus, some MLPs may be subject to new construction risk, acquisition risk or other risk factors arising from their specific business strategies. A significant slowdown in large energy companies' disposition of energy infrastructure assets and other merger and acquisition activity in the energy MLP industry could reduce the growth rate of cash flows received by the Fund.
- The profitability of MLPs could be adversely affected by changes in the regulatory environment. Most MLPs' assets are heavily regulated by federal and state governments in diverse matters, such as the way in which certain MLP assets are constructed, maintained and operated and the prices MLPs may charge for their services. Such regulation can change over time in scope and intensity. Moreover, many state and federal environmental laws provide for civil as well as regulatory remediation, thus adding to the potential exposure an MLP may face.
- Extreme weather patterns and environmental hazards, such as the BP oil spill in 2010, could result in significant volatility in the supply and price of energy and power and could adversely impact the value of the securities in which a Fund invests. This volatility may create fluctuations in commodity prices and earnings of companies in the energy infrastructure industry.
- A rising interest rate environment could adversely impact the performance of MLPs. Rising interest rates could limit the capital appreciation of equity units of MLPs as a result of the increased availability of

alternative investments at competitive yields with MLPs. Rising interest rates also may increase an MLP's cost of capital. A higher cost of capital could limit growth from acquisition/expansion projects and limit MLP distribution growth rates.

- Since the September 11, 2001 attacks, the U.S. Government has issued public warnings indicating that energy assets, specifically those related to pipeline infrastructure, production facilities and transmission and distribution facilities, might be specific targets of terrorist activity. The continued threat of terrorism and related military activity likely will increase volatility for prices in natural gas and oil and could affect the market for products of MLPs.

**Interest Rate Risk:** When interest rates decline, the value of fixed rate securities already held by a Fund can be expected to rise. Conversely, when interest rates rise, the value of existing fixed-rate portfolio securities can be expected to decline. To the extent a Fund invests in fixed-rate debt securities with longer maturities, the Fund is subject to greater interest rate risk than funds investing solely in shorter-term fixed-rate debt securities. In addition, the interest rates of floating rate loans typically only adjust to changes in short-term interest rates; long-term interest rates can vary dramatically from short-term interest rates. In a period of rising interest rates, the higher cost of any leverage employed by a Fund and/or increasing defaults by issuers of high-yield securities would likely exacerbate any decline in the Fund's NAV. If an issuer of a debt security containing a redemption or call provision exercises either provision in a declining interest rate market, the Fund would likely replace the security with a security having a lower interest rate, which could result in a decreased return for shareholders.

Duration is a measure used to determine the sensitivity of a security's price to changes in interest rates that incorporates a security's yield, coupon, final maturity and call features, among other characteristics. Duration is useful primarily as a measure of the sensitivity of a fixed income security's market price to interest rate (i.e. yield) movements. All other things remaining equal, for each one percentage point increase in interest rates, the value of a portfolio of fixed income investments would generally be expected to decline by one percent for every year of the portfolio's average duration above zero. For example, the value of a portfolio of fixed income securities with an average duration of three years would generally be expected to decline by approximately 3% if interest rates rose by one percentage point.



## More on Strategies, Risks and Disclosure of Portfolio Holdings

---

**Legislation Risk:** To the extent that state, federal or international regulators impose additional requirements or restrictions with respect to the MLPs, the availability of MLP investment for Highland Energy MLP Fund may be adversely affected.

In addition, to the extent that legislation or state or federal regulators impose additional requirements or restrictions with respect to the ability of financial institutions to make loans in connection with highly leveraged transactions, the availability of Senior Loan interests for investment by a Fund may be adversely affected. Such requirements or restrictions may reduce or eliminate sources of financing for affected borrowers. Further, to the extent that legislation or federal or state regulators require such institutions to dispose of debt securities relating to highly leveraged transactions or subject such securities to increased regulatory scrutiny, such financial institutions may determine to sell debt securities in a manner that results in a price that, in the opinion of the Adviser or Sub-Adviser, as applicable, is not indicative of fair value. Were a Fund to attempt to sell a securities at a time when a financial institution was engaging in such a sale with respect to the securities, the price at which the Fund could consummate such a sale might be adversely affected.

**Leverage Risk:** When deemed appropriate by the Adviser or Sub-Adviser, as applicable, and subject to applicable regulations, each Fund may use leverage in its investment program, including the use of borrowed funds and investments in certain types of options, such as puts, calls and warrants, which may be purchased for a fraction of the price of the underlying securities while giving the purchaser full exposure to movement in the price of those underlying securities. While such strategies and techniques increase the opportunity to achieve higher returns on the amounts invested, they also increase the risk of loss. To the extent a Fund purchases securities with borrowed funds, its net assets will tend to increase or decrease at a greater rate than if borrowed funds are not used. The level of interest rates generally, and the rates at which such funds may be borrowed in particular, could affect the operating results of a Fund. If the interest expense on borrowings were to exceed the net return on the portfolio securities purchased with borrowed funds, a Fund's use of leverage would result in a lower rate of return than if the Fund were not leveraged.

If the amount of borrowings that a Fund may have outstanding at any one time is large in relation to its capital, fluctuations in the market value of a Fund's portfolio will have disproportionately large effects in relation to the Fund's capital and the possibilities for profit and the risk of loss will therefore be increased. Any investment gains made with the additional monies borrowed will generally cause the NAV of a Fund to rise more rapidly than would otherwise be the case. Conversely, if the investment performance of the investments

acquired with borrowed money fails to cover their cost to the Fund, the NAV of a Fund will generally decline faster than would otherwise be the case. If a Fund employs leverage, the Adviser will benefit because a Fund's Average Daily Managed Assets, as defined below, will increase with leverage and the Adviser is compensated based on a percentage of Average Daily Managed Assets.

Under the terms of any credit facility, a Fund may be required to, among other things, pledge some or all of its assets, limit its ability to pay distributions in certain circumstances, incur additional debts and engage in certain transactions. Such agreements could limit a Fund's ability to pursue its investment strategies. The terms of any credit facility may be more restrictive than those described.

**Limited Information Risk:** The types of Senior Loans in which Highland Global Allocation Fund invests historically may not have been rated by a nationally recognized statistical rating organization ("NRSRO"), have not been registered with the SEC or any state securities commission, and have not been listed on any national securities exchange. Although the Fund will generally have access to financial and other information made available to the lenders in connection with Senior Loans, the amount of public information available with respect to Senior Loans will generally be less extensive than that available for rated, registered or exchange-listed securities. As a result, the performance of the Fund and its ability to meet its investment objective is more dependent on the analytical ability of the Adviser than would be the case for an investment company that invests primarily in rated, registered or exchange-listed securities.

**Management Risk:** Each Fund is subject to management risk because it relies on the Adviser's or Sub-Adviser's, as applicable, ability to achieve its investment objective. Each Fund runs the risk that the Adviser's or Sub-Adviser's, as applicable, investment techniques will fail to produce desired results and cause the Fund to incur significant losses. The Adviser or Sub-Adviser, as applicable, also may fail to use derivatives effectively, choosing to hedge or not to hedge positions at disadvantageous times. In addition, if one or more key individuals leave, the Adviser or Sub-Adviser, as applicable, may not be able to hire qualified replacements or may require an extended time to do so. This situation could prevent a Fund from achieving its investment objectives. The Funds' portfolio managers use quantitative analyses and/or models. Any imperfections or limitations in such analyses and models could affect the ability of the portfolio managers to implement strategies. By necessity, these analyses and models make simplifying assumptions that limit their efficacy. Models that appear to explain prior market data can fail to predict future market events. Further, the data used in models may be inaccurate and/or it may not include the most recent information about a company or a security.



**MLP Risk:** Highland Energy MLP Fund may invest in MLP units. An investment in MLP units involves some risks which differ from Equity Securities Risk. Holders of MLP units have limited control and voting rights on matters affecting the partnership. Holders of units issued by an MLP are exposed to a remote possibility of liability for all of the obligations of that MLP in the event that a court determines that the rights of the holders of MLP units to vote to remove or replace the general partner of that MLP, to approve amendments to that MLP's partnership agreement, or to take other action under the partnership agreement of that MLP would constitute "control" of the business of that MLP, or a court or governmental agency determines that the MLP is conducting business in a state without complying with the partnership statute of that state. Holders of MLP units are also exposed to the risk that they will be required to repay amounts to the MLP that are wrongfully distributed to them.

- **MLP Common Units.** MLP common units can be affected by macro-economic and other factors affecting the stock market in general, expectations of interest rates, investor sentiment toward MLPs or the energy sector, changes in a particular issuer's financial condition, or unfavorable or unanticipated poor performance of a particular issuer (generally measured in terms of distributable cash flow). Prices of common units of individual MLPs also can be affected by fundamentals unique to the partnership, including earnings power and coverage ratios.
- **MLP I-Shares.** MLP I-Shares represent an ownership interest issued by an MLP affiliate, typically an LLC, which owns an interest in and manages the MLP. MLP I-Shares may be subject to illiquid securities risk because of their potentially relatively smaller size. I-Shares may trade at a discount to their related MLP units, despite having an economic value equivalent to an MLP unit and an equal claim on the cash flows underlying the investment.
- **General partner interests in MLPs** are typically retained by the original sponsors of an MLP, such as its founders, corporate partners and entities that sell assets to the MLP. The holders of a general partner interest can be liable in certain circumstances for amounts greater than the amount of the holder's investment. General partner interests often confer direct board participation rights in, and in many cases control over the operations of, the MLP. Conflicts of interest may arise between the general partners or managing member on the one hand, and the limited partners or members on the other hand, including those arising from incentive distribution payments or corporate opportunities.

**MLP Tax Risk:** Highland Energy MLP Fund's ability to meet its investment objective depends, in large measure, on the level of dividends, distributions or income it receives from the MLPs in which it invests and on the MLPs' continued treatment as partnerships for U.S. federal income tax purposes. If an MLP does not meet current legal requirements to maintain its partnership status, or if it is unable to do so because of tax or other law changes, it would be treated as a corporation for U.S. federal income tax purposes. In that case, the MLP would be obligated to pay U.S. federal income tax (as well as state and local taxes) at the entity level on its taxable income and distributions received by the Fund would be taxable to the Fund as dividend income to the extent of the MLP's current and accumulated earnings and profits for federal tax purposes. In addition, any distributions that the Fund receives from an MLP that were treated as dividends in the hands of the Fund could materially affect the tax character of the Fund's distributions to shareholders. See "Distributions" and "Taxation" below. Moreover, in the case of an MLP treated as a corporation for U.S. federal income tax purposes, any items of loss or deduction in excess of such MLP's items of income or gain would not be treated as incurred directly by the Fund and would be permitted to be used only by such MLP. Therefore, in general, the classification of a MLP as a corporation for U.S. federal income tax purposes could adversely affect the Fund and its shareholders, including by (i) reducing the amount of cash available for distribution by the MLP to the Fund and, in turn, for distribution by the Fund to the Fund's shareholders and (ii) reducing the value of the Fund's investment in any such MLP and, in turn, the value of the Fund's shares.

**Mortgage-Backed Securities Risk:** Mortgage-backed securities that are collateralized by a portfolio of mortgages or mortgage-related securities depend on the payments of principal and interest made by or through the underlying assets, which may not be sufficient to meet the payment obligations of the mortgage-backed securities. Prepayments of principal, which occur more frequently in falling interest rate conditions, may shorten the term and reduce the value of these securities. The quality and value of the underlying collateral may decline, or default, which has become a significant risk for collateral related to sub-prime mortgage loans, especially in a declining residential real estate market. Further, these securities generally are privately sold and may not be readily marketable, particularly after a rapid decrease in value. Investments in mortgage-backed securities may also be subject to valuation risk.

**Municipal Obligations Risk:** Municipal obligations are backed by the entities that issue them and/or other revenue streams. Like other debt securities, prices of municipal debt securities are affected inversely by changes in interest rates and by

## More on Strategies, Risks and Disclosure of Portfolio Holdings

---

changes in the credit rating or financial condition of the issuer. Interest income derived from investments in municipal obligations typically is exempt from regular federal income tax but may be subject to state and local taxes. Capital gains recognized on the disposition of municipal obligations are generally subject to federal income tax. In addition, interest income on certain municipal obligations may be subject to federal, individual and, for the Fund's taxable years beginning on or before December 31, 2017, corporate alternative minimum taxes. See "Taxation" below. The municipal obligations market is volatile and may be significantly affected by tax, legislative or political changes. Some municipal obligations are insured, which is intended to guarantee the timely payment of interest and repayment of principal.

**Non-Diversification Risk:** Due to the nature of the Highland Energy MLP Fund's and the Highland-First Foundation Income Fund's investment strategy and non-diversified classification (for purposes of the 1940 Act), each Fund may invest a greater percentage of its assets in the securities of fewer issuers than a "diversified" fund, and accordingly may be more vulnerable to changes in the value of those issuers' securities. A Fund that invests in the securities of a limited number of issuers is particularly exposed to adverse developments affecting those issuers, and a decline in the market value of a particular security held by the Fund is likely to affect the Fund's performance more than if the Fund invested in the securities of a larger number of issuers.

**Non-Payment Risk:** Debt instruments are subject to the risk of non-payment of scheduled interest and/or principal. Non-payment would result in a reduction of income to a Fund, a reduction in the value of the security experiencing non-payment and a potential decrease in the NAV of a Fund. There can be no assurance that the liquidation of any collateral would satisfy the borrower's obligation in the event of non-payment of scheduled interest or principal payments, or that such collateral could be readily liquidated. Moreover, as a practical matter, most borrowers cannot satisfy their debts by selling their assets. Borrowers pay their debts from the cash flow they generate. This is particularly the case for borrowers that are highly leveraged. If the borrower's cash flow is insufficient to pay its debts as they come due, the borrower is far more likely to seek to restructure its debts than it is to sell off assets to pay its debts. Borrowers may try to restructure their debts either by seeking protection from creditors under Chapter 11 of the U.S. Bankruptcy Code (the "Bankruptcy Code") or negotiating a work out. In the event of bankruptcy of a borrower, a Fund could experience delays or limitations with respect to its ability to realize the benefits of the collateral securing a debt security. The agent generally is responsible for determining that the lenders have obtained a perfected security interest in the collateral securing the debt

security. If a borrower files for protection from creditors under Chapter 11 of the Bankruptcy Code, the Bankruptcy Code will impose an automatic stay that prohibits the agent from liquidating collateral. The agent may ask the bankruptcy court to lift the stay. As a practical matter, the court is unlikely to lift the stay if it concludes that the borrower has a chance to emerge from the reorganization proceedings and the collateral is likely to hold most of its value. If the lenders have a perfected security interest, the debt security will be treated as a separate class in the reorganization proceedings and will retain a priority interest in the collateral. Chapter 11 reorganization plans typically are the product of negotiation among the borrower and the various creditor classes. Successful negotiations may require the lenders to extend the time for repayment, change the interest rate or accept some consideration in the form of junior debt or equity securities. A work out outside of bankruptcy may produce similar concessions by senior lenders.

**Non-U.S. Securities and Emerging and Developing Markets Risk:** Investing in non-U.S. securities involves additional and more varied risks than investing in U.S. investments, including, but not limited to: fluctuations in foreign exchange rates (for non-U.S. securities not denominated in U.S. dollars); future foreign economic, financial, political and social developments; different legal systems; the possible imposition of exchange controls or other foreign governmental laws or restrictions; lower trading volume; much greater price volatility and illiquidity of certain non-U.S. securities markets; different trading and settlement practices; less governmental supervision; changes in currency exchange rates; high and volatile rates of inflation; fluctuating interest rates; less publicly available information; and different accounting, auditing and financial recordkeeping standards and requirements.

Because non-U.S. issuers are not generally subject to uniform accounting, auditing and financial reporting standards and practices comparable to those applicable to U.S. issuers, there may be less publicly available information about certain non-U.S. issuers than about U.S. issuers. Evidence of securities ownership may be uncertain in many foreign countries. Securities of non-U.S. issuers are generally less liquid than securities of comparable U.S. issuers. In certain countries, there is less government supervision and regulation of stock exchanges, brokers and listed companies than in the U.S. In addition, with respect to certain foreign countries, especially emerging market countries, there is the possibility of expropriation or confiscatory taxation, political or social instability, war, terrorism, nationalization, limitations on the removal of funds or other assets or diplomatic developments which could affect U.S. investments in those countries. Commissions (and other transaction costs) for non-U.S. securities are generally higher than those on U.S.

securities. In addition, it is expected that the expenses for custodian arrangements of a Fund's non-U.S. securities will be somewhat greater than the expenses for a fund that invests primarily in domestic securities. Certain investments in non-U.S. securities may also be subject to foreign withholding and other taxes on interest, dividends, capital gains or other income or proceeds. Those taxes will reduce a Fund's yield on any such securities.

The value of the non-U.S. securities held by a Fund that are not U.S. dollar-denominated may be significantly affected by changes in currency exchange rates. The U.S. dollar value of a foreign denominated non-U.S. security generally decreases when the value of the U.S. dollar rises against the foreign currency in which the security is denominated and tends to increase when the value of the U.S. dollar falls against such currency. Currencies of certain countries may be volatile and therefore may affect the value of securities denominated in such currencies, which means that the Fund's NAV or current income could decline as a result of changes in the exchange rates between foreign currencies and the U.S. dollar. In addition, the value of a Fund's assets may be affected by losses and other expenses incurred in converting between various currencies in order to purchase and sell foreign denominated non-U.S. securities, and by currency restrictions, exchange control regulation, currency devaluations and political and economic developments. The foregoing risks often are heightened for investments in smaller, emerging capital markets. In addition, individual foreign economies may differ favorably or unfavorably from the U.S. economy in such respects as growth of gross domestic product, rates of inflation, capital reinvestment, resources, self-sufficiency and balance of payments position.

As a result of these potential risks, the Adviser or Sub-Adviser, as applicable, may determine that, notwithstanding otherwise favorable investment criteria, it may not be practicable or appropriate to invest in a particular country. A Fund may invest in countries in which foreign investors, including the Adviser or Sub-Adviser, as applicable, have had no or limited prior experience.

Investing in securities of issuers tied economically to emerging markets entails all of the risks of investing in securities of non-U.S. issuers detailed above to a heightened degree. These heightened risks include: (i) greater risks of expropriation, confiscatory taxation, nationalization, and less social, political and economic stability; (ii) the smaller size of the markets for such securities and a lower volume of trading, resulting in lack of liquidity and in price volatility; (iii) greater fluctuations in currency exchange rates; and (iv) certain national policies that may restrict a Fund's investment opportunities, including restrictions on investing in issuers or industries deemed sensitive to relevant national interests.

In addition, the risks associated with investing in a narrowly-defined geographic area are generally more pronounced with respect to investments in emerging market countries. For example, to the extent a Fund invests in companies incorporated or doing significant business in China, which may be considered an emerging market, the risks associated with China-related investments may be more pronounced for such Fund. Funds may also be subject to Emerging Markets Risk if they invest in derivatives or other securities or instruments whose value or returns are related to the value or returns of emerging market securities. The Funds may invest in some emerging markets through trading structures or protocols that subject them to risks such as those associated with illiquidity, custodial assets, different settlement and clearance procedures and asserting legal title under a developing legal and regulatory regime to a greater degree than in developed markets or even in other emerging markets.

**Operational and Technology Risk:** The Funds, their service providers, and other market participants increasingly depend on complex information technology and communications systems to conduct business functions. These systems are subject to a number of different threats or risks that could adversely affect a Fund and its shareholders, despite the efforts of the Fund and its service providers to adopt technologies, processes, and practices intended to mitigate these risks.

For example, unauthorized third parties may attempt to improperly access, modify, disrupt the operations of, or prevent access to these systems of a Fund, the Fund's service providers, counterparties, or other market participants or data within them (a "cyber-attack"). Power or communications outages, acts of god, information technology equipment malfunctions, operational errors, and inaccuracies within software or data processing systems may also disrupt business operations or impact critical data. Market events also may trigger a volume of transactions that overloads current information technology and communication systems and processes, impacting the ability to conduct the Funds' operations.

Cyber-attacks, disruptions, or failures that affect the Funds' service providers or counterparties may adversely affect the Funds and their shareholders, including by causing losses for the Funds or impairing Fund operations. For example, the Funds' or their service providers' assets or sensitive or confidential information may be misappropriated, data may be corrupted, and operations may be disrupted (e.g., cyber-attacks or operational failures may cause the release of private shareholder information or confidential Fund information, interfere with the processing of shareholder transactions, impact the ability to calculate a Fund's NAV, and impede trading). In addition, cyber-attacks, disruptions, or

## More on Strategies, Risks and Disclosure of Portfolio Holdings

---

failures may cause reputational damage and subject the Funds or their service providers to regulatory fines, litigation costs, penalties or financial losses, reimbursement or other compensation costs, and/or additional compliance costs. While the Funds and their service providers may establish business continuity and other plans and processes to address the possibility of cyber-attacks, disruptions, or failures, there are inherent limitations in such plans and systems, including that they do not apply to third parties, such as other market participants, as well as the possibility that certain risks have not been identified or that unknown threats may emerge in the future.

Similar types of operational and technology risks are also present for issuers of the Funds' investments, which could have material adverse consequences for such issuers, and may cause the Funds' investments to lose value. In addition, cyber-attacks involving a Fund counterparty could affect such counterparty's ability to meet its obligations to the Fund, which may result in losses to the Fund and its shareholders. Furthermore, as a result of cyber-attacks, disruptions, or failures, an exchange or market may close or issue trading halts on specific securities or the entire market, which may result in the Funds being, among other things, unable to buy or sell certain securities or financial instruments or unable to accurately price its investments. The Funds cannot directly control any cybersecurity plans and systems put in place by its service providers, Fund counterparties, issuers in which the Funds invest, or securities markets and exchanges.

**Options Risk:** The use of options is a highly specialized activity which involves investment techniques and risks different from those associated with ordinary portfolio securities transactions. For example, there are significant differences between the securities and options markets that could result in an imperfect correlation between these markets, causing a given transaction not to achieve its objectives. A transaction in options or securities may be unsuccessful to some degree because of market behavior or unexpected events.

When a Fund writes a covered call option, the Fund forgoes, during the option's life, the opportunity to profit from increases in the market value of the security covering the call option above the sum of the premium and the strike price of the call, but retains the risk of loss should the price of the underlying security decline. The writer of an option has no control over the time when it may be required to fulfill its obligation and once an option writer has received an exercise notice, it must deliver the underlying security at the exercise price.

When a Fund writes a covered put option, the Fund bears the risk of loss if the value of the underlying stock declines below

the exercise price minus the put premium. If the option is exercised, the Fund could incur a loss if it is required to purchase the stock underlying the put option at a price greater than the market price of the stock at the time of exercise plus the put premium the Fund received when it wrote the option. Special tax rules apply to a Fund's, or an underlying fund's, transactions in options, which could increase the amount of taxes payable by shareholders. While a Fund's potential gain in writing a covered put option is limited to distributions earned on the liquid assets securing the put option plus the premium received from the purchaser of the put option, the Fund risks a loss equal to the entire exercise price of the option minus the put premium.

**Other Investment Companies Risk:** To the extent a Fund invests a portion of its assets in investment companies, including open-end funds, closed-end funds, ETFs and other types of investment companies, those assets will be subject to the risks of the purchased investment companies' portfolio securities, and a shareholder in the Fund will bear not only his or her proportionate share of the Fund's expenses, but also indirectly the expenses of the purchased investment companies. Risks associated with investments in closed-end funds also generally include market risk, leverage risk, risk of market price discount from NAV, risk of anti-takeover provisions and non-diversification.

**Portfolio Turnover Risk:** A high rate of portfolio turnover (*i.e.*, 100% or more) will result in increased transaction costs for a Fund in the form of increased dealer spreads and brokerage commissions. Greater transaction costs may reduce Fund performance. High portfolio turnover also may result in increased realization of net short-term capital gains (which are taxable to shareholders as ordinary income when distributed to them), higher taxable distributions and lower a Fund's after-tax performance. A Fund's annual portfolio turnover rate may vary greatly from year to year.

**Prepayment Risk:** Borrowers may pay back principal before the scheduled due date. Such prepayments may require a Fund to replace a debt security with a lower-yielding security. During periods of falling interest rates, issuers of debt securities may repay higher rate securities before their maturity dates. This may cause a Fund to lose potential price appreciation and to be forced to reinvest the unanticipated proceeds at lower interest rates. This may adversely affect the NAV of a Fund's shares.

**Real Estate Securities Risk:** The securities of issuers that own, construct, manage or sell residential, commercial or industrial real estate are subject to risks in addition to those of other issuers. Such risks include: changes in real estate values and property taxes, overbuilding, variations in rental income,



interest rates and changes in tax and regulatory requirements, such as those relating to the environment. Performance of a particular real estate security depends on the structure, cash flow and management skill of the particular company.

**Regulatory Risk:** Legal, tax and regulatory changes could occur and may adversely affect the Funds and their ability to pursue its investment strategies and/or increase the costs of implementing such strategies. New (or revised) laws or regulations may be imposed by the CFTC, the SEC, the IRS, the U.S. Federal Reserve or other banking regulators, other governmental regulatory authorities or self-regulatory organizations that supervise the financial markets that could adversely affect the Funds. In particular, these agencies are empowered to promulgate a variety of new rules pursuant to financial reform legislation in the United States. The Funds also may be adversely affected by changes in the enforcement or interpretation of existing statutes and rules by these governmental regulatory authorities or self-regulatory organizations.

**REIT-Specific Risk:** Equity REITs may be affected by changes in the value of the underlying property owned by the trusts, while mortgage REITs may be affected by the quality of any credit extended. Further, equity and mortgage REITs are dependent upon management skill and are not diversified. Such trusts are also subject to heavy cash flow dependency, defaults by borrowers, self-liquidation, and the possibility of failing to qualify for special tax treatment under Subchapter M of the Code and to maintain an exemption under the 1940 Act. For example, because Highland Total Return Fund may acquire debt securities of issuers primarily engaged in or related to the real estate industry, it also could conceivably own real estate directly as a result of a default on such securities. Any rental income or income from the disposition of such real estate could adversely affect its ability to retain its tax status, which would have adverse tax consequences on its shareholders. Finally, certain REITs may be self-liquidating at the end of a specified term, and run the risk of liquidating at an economically inopportune time.

**Restrictions on Resale Risk:** Senior Loans may not be readily marketable and may be subject to restrictions on resale. Interests in Senior Loans generally are not listed on any national securities exchange or automated quotation system and no active market may exist for many of the Senior Loans in which a Fund may invest. To the extent that a secondary market may exist for certain of the Senior Loans in which a Fund invests, such market may be subject to irregular trading activity, wide bid/ask spreads and extended trade settlement periods.

**Securities Lending Risk:** A Fund will continue to receive interest on any securities loaned while simultaneously earning interest on the investment of the cash collateral in short-term money market instruments. However, a Fund will normally pay lending fees to broker-dealers and related expenses from the interest earned on such invested collateral. Any decline in the value of a portfolio security that occurs while the security is out on loan is borne by a Fund, and will adversely affect performance. There may be risks of delay in receiving additional collateral or risks of delay in recovery of the securities, loss of rights in the collateral should the borrower of the securities fail financially and possible investment losses in the investment of collateral. Any loan may be terminated by either party upon reasonable notice to the other party.

**Securities Market Risk:** The value of securities owned by a Fund may go up or down, sometimes rapidly or unpredictably, due to factors affecting particular companies or the securities markets generally. The profitability of a Fund substantially depends upon the Adviser's or Sub-Adviser's, as applicable, ability to correctly assess the future price movements of stocks, bonds, loans, options on stocks, and other securities and the movements of interest rates. The Adviser or Sub-Adviser, as applicable, cannot guarantee that it will be successful in accurately predicting price movements.

The market prices of equities may decline for reasons that directly relate to the issuing company (such as poor management performance or reduced demand for its goods or services), factors that affect a particular industry (such as a decline in demand, labor or raw material shortages, or increased production costs) or general market conditions not specifically related to a company or industry (such as real or perceived adverse economic conditions, changes in the general outlook for corporate earnings, changes in interest or currency rates, or adverse investor sentiment generally). See also "Debt Securities Risk" and "Fixed Income Market Risk" above.

As a result of the nature of a Fund's investment activities, it is possible that the Fund's financial performance may fluctuate substantially from period to period. Additionally, at any point in time an investment in a Fund may be worth less than the original investment, even after taking into account the reinvestment of dividends and distributions.

**Senior Loans Risk:** Senior Loans may not be rated by a rating agency, registered with the Securities and Exchange Commission or any state securities commission or listed on any national securities exchange. Therefore, there may be less publicly available information about them than for registered or exchange-listed securities. The risks associated



## More on Strategies, Risks and Disclosure of Portfolio Holdings

---

with Senior Loans are similar to the risks of below investment grade securities. Moreover, any specific collateral used to secure a loan may decline in value or lose all its value or become illiquid, which would adversely affect the loan's value. Economic and other events, whether real or perceived, can reduce the demand for certain Senior Loans or Senior Loans generally, which may reduce market prices and cause the Fund's NAV per share to fall. The frequency and magnitude of such changes cannot be predicted.

The secondary market in which these investments are traded is generally less liquid than the market for higher-grade debt. Less liquidity in the secondary trading market could adversely affect the price at which a Fund could sell a high yield Senior Loan, and could adversely affect the NAV of the Fund's shares. At times of less liquidity, it may be more difficult to value high yield Senior Loans because this valuation may require more research, and elements of judgment may play a greater role in the valuation since there is less reliable, objective data available. Investments in Senior Loans and other securities may result in greater NAV fluctuation than if a Fund did not make such investments. See "Taxation" below for a discussion of special tax consequences associated with any investment by a Fund in below investment grade securities.

As with any debt security, Senior Loans are generally subject to the risk of price declines due to increases in interest rates, particularly long-term rates. Senior loans are also subject to the risk that, as interest rates rise, the cost of borrowing increases, which may increase the risk of default. In addition, the interest rates of floating rate loans typically only adjust to changes in short-term interest rates; long-term interest rates can vary dramatically from short-term interest rates. Therefore, Senior Loans may not mitigate price declines in a rising long-term interest rate environment. Declines in interest rates may increase prepayments of debt obligations and require the Fund to invest assets at lower yields. No active trading market may exist for certain Senior Loans, which may impair the ability of a Fund to realize full value in the event of the need to liquidate such assets. Adverse market conditions may impair the liquidity of some actively traded Senior Loans.

Although Senior Loans in which a Fund will invest will often be secured by collateral, there can be no assurance that liquidation of such collateral would satisfy the borrower's obligation in the event of a default or that such collateral could be readily liquidated. In the event of bankruptcy of a borrower, a Fund could experience delays or limitations in its ability to realize the benefits of any collateral securing a Senior Loan. A Fund may also invest in Senior Loans that are not secured.

In addition to the risks typically associated with debt securities and loans generally, Senior Loans are also subject to the risk that a court could subordinate a Senior Loan, which typically holds a senior position in the capital structure of a borrower, to presently existing or future indebtedness or take other action detrimental to the holders of Senior Loans.

**Short Sales Risk:** Short sales by Highland Premier Growth Equity Fund, Highland Small-Cap Equity Fund, Highland-First Foundation Income Fund and Highland Global Allocation Fund that are not made "against-the-box" (that is when the Funds have an offsetting long position in the asset that is selling short) involve unlimited loss potential since the market price of securities sold short may continuously increase. When the Funds engage in a short sale on a security, they must borrow the security sold short and deliver it to the counterparty. The Funds will ordinarily have to pay a fee or premium to borrow particular securities and be obligated to repay the lender of the security any dividends or interest that accrue on the security during the period of the loan. The amount of any gain from a short sale will be decreased, and the amount of any loss increased, by the amount of the premium, dividends, interest or expenses the Funds pay in connection with the short sale. Short selling allows the Funds to profit from declines in market prices to the extent such decline exceeds the transaction costs and the costs of borrowing the securities. However, since the borrowed securities must be replaced by purchases at market prices in order to close out the short position, any appreciation in the price of the borrowed securities would result in a loss. Purchasing securities to close out the short position can itself cause the price of the securities to rise further, thereby exacerbating the loss. The Funds may mitigate such losses by replacing the securities sold short before the market price has increased significantly. Under adverse market conditions, the Funds might have difficulty purchasing securities to meet their short sale delivery obligations, and might have to sell portfolio securities to raise the capital necessary to meet their short sale obligations at a time when fundamental investment considerations would not favor such sales. See "Taxation" below for special tax considerations associated with engaging in short sales.

**Sovereign Debt Risk:** Sovereign debt instruments are subject to the risk that a governmental entity may delay or refuse to pay interest or repay principal on its sovereign debt, due, for example, to cash flow problems, insufficient foreign currency reserves, political considerations, the relative size of the governmental entity's debt position in relation to the economy or the failure to put in place economic reforms required by the International Monetary Fund or other multilateral agencies. If a governmental entity defaults, it may ask for more time in which to pay or for further loans. There

is no legal process for collecting sovereign debt that a government does not pay nor are there bankruptcy proceedings through which all or part of the sovereign debt that a governmental entity has not repaid may be collected.

**Style Risk:** Securities with different characteristics tend to shift in and out of favor depending upon market and economic conditions as well as investor sentiment. A Fund may underperform other funds that employ a different style. A Fund also may employ a combination of styles that impact its risk characteristics. Examples of different styles include growth and value investing, as well as those focusing on large, medium, or small company securities.

- **Growth Investing Risk:** Growth stocks may be more volatile than other stocks because they are more sensitive to investor perceptions of the issuing company's growth potential. Growth-oriented funds will typically underperform when value investing is in favor.
- **Value Investing Risk:** Undervalued stocks may not realize their perceived value for extended periods of time or may never realize their perceived value. Value stocks may respond differently to market and other developments than other types of stocks. Value-oriented funds will typically underperform when growth investing is in favor.
- **Mid-Cap Company Risk:** Investments in securities of mid-cap companies entail greater risks than investments in larger, more established companies. Mid-cap companies tend to have more narrow product lines, more limited financial resources and a more limited trading market for their stocks, as compared with larger companies. As a result, their stock prices may decline significantly as market conditions change.
- **Small-Cap Company Risk:** Investing in securities of small-cap companies may involve greater risks than investing in larger, more established companies. Smaller companies may have limited product lines, markets and financial resources. Their securities may trade less frequently and in more limited volume than securities of larger, more established companies. In addition, smaller companies are typically subject to greater changes in earnings and business prospects than are larger companies. Consequently, the prices of small company stocks tend to rise and fall in value more than other stocks. Although investing in small-cap companies may offer potential for above-average returns, the companies may not succeed and their stock prices could decline significantly. Investments in small-cap companies may also be subject to valuation risk.

**Swaps Risk:** The use of swaps is a highly specialized activity which involves investment techniques, risk analyses and tax planning different from those associated with ordinary portfolio securities transactions. These transactions can result in sizeable realized and unrealized capital gains and losses relative to the gains and losses from a Fund's direct investments in securities.

Transactions in swaps can involve greater risks than if a Fund had invested in the reference assets directly since, in addition to general market risks, swaps may be leveraged and are also subject to illiquidity risk, counterparty risk, credit risk and pricing risk. However, certain risks may be reduced (but not eliminated) if a Fund invests in cleared swaps. Regulators also may impose limits on an entity's or group of entities' positions in certain swaps. Because bilateral swap agreements are two party contracts and because they may have terms of greater than seven days, these swaps may be considered to be illiquid. Moreover, a Fund bears the risk of loss of the amount expected to be received under a swap in the event of the default or bankruptcy of a swap counterparty. Many swaps are complex and valued subjectively. Swaps and other derivatives may also be subject to pricing or "basis" risk, which exists when the price of a particular derivative diverges from the price of corresponding cash market instruments. Under certain market conditions it may not be economically feasible to initiate a transaction or liquidate a position in time to avoid a loss or take advantage of an opportunity. If a swap transaction is particularly large or if the relevant market is illiquid, it may not be possible to initiate a transaction or liquidate a position at an advantageous time or price, which may result in significant losses.

The value of swaps can be very volatile, and a variance in the degree of volatility or in the direction of securities prices from the Adviser's or Sub-Adviser's, as applicable, expectations may produce significant losses in a Fund's investments in swaps. In addition, a perfect correlation between a swap and a reference asset may be impossible to achieve. As a result, the Adviser's or Sub-Adviser's, as applicable, use of swaps may not be effective in fulfilling the Adviser's or Sub-Adviser's, as applicable, investment strategies and may contribute to losses that would not have been incurred otherwise.

**Tax Status Risk:** The Highland Global Allocation Fund's ability to invest in certain derivative instruments and certain commodity-related instruments, including certain commodity-linked ETFs and ETNs, is or may be limited by the Fund's intention to qualify as a RIC under the Code and, if the Fund does not appropriately limit such investments or if such

## More on Strategies, Risks and Disclosure of Portfolio Holdings

---

investments (or the income earned on such investments) were to be recharacterized for U.S. tax purposes, the Fund could fail to qualify as a RIC. For instance, in order to qualify as a RIC, the Fund must meet annually a source of income requirement, generally requiring at least 90% of its gross income to be derived from certain specified sources. Under current guidance, direct investments in commodities and certain commodity-related instruments generally would not produce qualifying income for a RIC, while the qualifying income status of other commodity-related instruments is uncertain under current law. The Fund intends to appropriately limit its investments in commodity-related instruments in order to meet such qualifying income requirements. If, however, the Fund were to fail to qualify as a RIC in any taxable year, and were ineligible to or otherwise did not cure such failure, the Fund would be subject to tax on its taxable income at corporate rates, and all distributions from earnings and profits, including any distributions of net long-term capital gains, would be taxable to shareholders as dividend income. See "Taxation" below.

**Fund-Related Tax Risks (Highland Energy MLP Fund only):** In addition to other risk considerations, an investment in Highland Energy MLP Fund's shares will involve certain tax risks, including, but not limited to, the risks summarized below. There may be other tax considerations applicable to particular shareholders and the foreign and U.S. federal, state and local tax consequences of the purchase and ownership of the Fund's shares will depend on the facts of each investor's situation. Prospective investors are encouraged to consult their own tax advisors regarding the specific tax consequences that may affect such investors.

- **C Corporation Structure Tax Risks:** Unlike most mutual funds, the Fund is not entitled to pass-through tax treatment as a regulated investment company. Instead, the Fund is treated as a regular corporation, or "C" corporation, for U.S. federal income tax purposes. Because of the Fund's concentration in MLPs, the Fund is not eligible to elect to be treated as a regulated investment company under the Code. Accordingly, the Fund generally is subject to U.S. federal income tax on its investment income and gains at the rates applicable to corporations as well as state and local income taxes. As a limited partner or member in the MLPs in which the Fund invests, the Fund is required to include in its taxable income its allocable share of income, gains, losses, deductions, and credits from those MLPs, regardless of whether they distribute any cash to the Fund. Based on a review of the historic results of the types of MLPs in which the Fund invests, the Adviser currently expects that, the cash distributions it receives with respect to its investments in equity securities of MLPs from time to time will exceed the net taxable

income allocated to the Fund from such MLPs, due to a variety of factors, including significant non-cash deductions such as depreciation and depletion. If this expectation is not realized, the Fund will have a larger corporate income tax expense than expected, which will result in less cash available to distribute to shareholders, and a higher percentage of its distributions in a taxable year may constitute ordinary dividends. In particular, the accelerated deductions available in respect of an MLP's activities may cause the Fund to realize taxable income in excess of its cash flow from, or its economic gain on the disposition of, such MLP securities. Further, when the Fund disposes of an MLP investment, the Fund may be required to recognize ordinary income on the sale which cannot be offset by capital losses. This ordinary income is intended to recapture ordinary losses previously allocated to the Fund by the MLP.

As the holder of an MLP equity security, the Fund incurs a current tax liability on its allocable share of an MLP's income and gains that is not offset by tax deductions, losses and credits, or the Fund's net operating losses or capital loss carryforwards, if any. The portion, if any, of a cash distribution received by the Fund as the holder of an MLP equity security that is in excess of the Fund's allocable share of the MLP's net income is treated as a tax-deferred return of capital to the extent of the Fund's tax basis in the MLP security, which might cause subsequent distributions in respect of the MLP security to give rise to taxable income, or cause taxable income or gains to be higher, or losses to be lower, upon the ultimate sale of the MLP security by the Fund. The Fund's corporate income tax liability may be materially affected by, among other factors, the availability of net operating loss or capital loss carryforwards, and the extent to which the Fund disposes of MLP equity securities during a particular year, including, if necessary, to meet Fund shareholder redemption requests. In addition, the Fund's corporate income tax liability may fluctuate materially from year to year, depending on a number of other factors involving the Fund and/or its MLP or other investments.

The final amount of the allocations of taxable income received by the Fund from underlying MLPs in respect of a taxable year will not be known until the Fund receives Schedules K-1 from all of its MLP investments, and the percentage of an MLP's income and gains that is offset by tax deductions, losses and credits fluctuates over time for various reasons. A significant slowdown in acquisition activity or capital spending by MLPs held in the Fund's portfolio could result in a reduction of accelerated depreciation generated by new acquisitions, which may result in increased current tax liability for the

Fund and a greater portion of distributions paid by the Fund to its shareholders taxable as ordinary dividends. The Fund's tax liability for a taxable year will not finally be known until the Fund completes its annual tax return. The Fund's tax estimates could vary substantially from the actual liability and therefore the final determination of the Fund's actual tax liability may have a material impact on the Fund's net asset value. See "Calculation of NAV Risk" below. The payment of corporate income taxes imposed on the Fund decreases cash available for distribution to shareholders.

From time to time, the Fund may need to sell MLP equity securities in order to meet redemption requests, and any such dispositions could result in the Fund's recognition of income or gains, which could be substantial, that are taxable to the Fund and for which the Fund will have to pay U.S. federal (and state and local) taxes.

Due to the tax treatment of the Fund's allocations and distributions from MLPs, as described above, the Adviser currently expects that a significant portion of the Fund's distributions to shareholders will from time to time be treated as a return of capital in the hands of shareholders for U.S. federal income tax purposes (*i.e.*, as distributions in excess of the Fund's current and accumulated earnings and profits) and thus would not be subject U.S. federal income tax to the extent of the shareholder's basis in its Fund shares, but would have the effect of reducing a shareholder's basis in its Fund shares, which would cause gains to be higher, or losses to be lower, upon the subsequent redemption of shares by the shareholder. However, no assurance can be given in this regard; just as the Fund's corporate income tax liability can fluctuate materially from year to year, the extent to which the Fund is able to make return of capital distributions also can vary materially from year to year depending on a number of factors involving the Fund and/or its MLP or other investments, including those described above.

In certain cases, the Fund may be required to amend tax information reported to shareholders in respect of a particular year. In this event, shareholders may be required to file amended U.S. federal income or other tax returns in respect of such amended information and pay additional taxes (including potentially interest and penalties), and may incur other related costs. See "Taxation" below for more information.

- **Calculation of NAV Risk:** In calculating the daily NAV, the Fund accounts for its deferred tax liability and/or asset balances. The Fund may accrue, in accordance

with generally accepted accounting principles ("GAAP"), a deferred income tax liability balance, at the currently effective statutory U.S. federal income tax rate plus an estimated state and local income tax rate, for its future tax liability associated with the capital appreciation of its investments, the distributions received by the Fund on equity securities of MLPs considered to be return of capital and any net operating income or realized gains. Any deferred tax liability balance reduces the Fund's NAV. Upon the Fund's sale of a portfolio security, the Fund may be liable for previously deferred taxes. If the Fund is required to sell portfolio securities to meet redemption requests, the Fund may recognize income and gains for U.S. federal, state and local income tax purposes, which would result in corporate income taxes imposed on the Fund.

The Fund may accrue, in accordance with GAAP, a deferred tax asset balance, at the currently effective statutory U.S. federal income tax rate, which reflects an estimate of the Fund's future tax benefit associated with net operating losses, capital loss carryforwards and unrealized losses. To the extent the Fund has a net deferred tax asset balance, the Fund may record a valuation allowance, which would offset the value of some or all of the Fund's deferred tax asset balance. The Fund assesses whether a valuation allowance is required, considering all available positive and negative evidence related to the realization of the Fund's deferred tax asset in connection with the calculation of the Fund's daily NAV. However, to the extent the final valuation allowance for a financial statement period differs from the estimates the Fund used in calculating the Fund's daily NAV, the application of such final valuation allowance could have a material impact on the Fund's NAV. The assessment considers, among other matters, the nature, frequency and severity of current and cumulative losses, forecasts of future profitability (which are highly dependent on future cash distributions from the Fund's MLP holdings), the duration of statutory carryforward periods and the associated risk that operating and capital loss carryforwards may expire unused. From time to time, the Fund may modify its estimates or assumptions regarding its deferred tax liability and/or asset balances and the application of a valuation allowance with respect to a deferred tax asset as new information becomes available. Such modifications, changes in generally accepted accounting principles or related guidance or interpretations thereof, limitations imposed on net operating and capital losses (if any) and changes in applicable tax law, including changes in effective tax



## More on Strategies, Risks and Disclosure of Portfolio Holdings

---

rates applicable to the Fund, such as the reduced corporate rate effective for taxable years beginning after December 31, 2017, could result in increases or decreases in the Fund's NAV per share, which could be material.

- **Tax Law Changes Risk:** Changes in tax laws, regulations or interpretations of those laws or regulations in the future, which could have retroactive effect, could adversely affect the Fund or its MLP or other investments. Any such changes could negatively affect the Fund's shareholders, including any increase in Fund-level tax rates, which could reduce the amount of cash available for distribution to shareholders and the value of their investment in the Fund. For example, from time to time, legislation is introduced or administrative proposals are made that would modify existing federal income tax laws to eliminate partnership tax treatment for certain publicly traded partnerships and recharacterize certain types of income received from partnerships. If successful, any such changes could negatively affect the value of an investment in an MLP and therefore the value of an investment in the Fund. For example, recently-adopted federal income tax reform legislation is expected to reduce the corporate tax rate payable by the Fund, which also reduces the value of any deferred tax assets and deferred tax liabilities of the Fund. Additionally, starting in 2018, non-corporate taxpayers are permitted to deduct a portion of any income derived from an interest in an MLP that constitutes "qualified publicly traded partnership income." This deduction is not available in respect of any such income that is allocated to or reflected in net so-called recapture income realized by a C corporation in respect of its interest in an MLP, and distributed by the C corporation to its shareholders. As a result, it is possible that a non-corporate shareholder will be subject to a higher effective tax rate on any such distributions received from the Fund compared to the effective rate applicable to any qualified publicly traded partnership income the shareholder would derive if the shareholder invested directly in an MLP.

**Underlying Funds Risk:** The Highland Global Allocation Fund may invest in ETFs, mutual funds and closed-end funds. As a result, your cost of investing in such Fund will be higher than the cost of investing directly in ETFs, mutual funds and closed-end funds and may be higher than other mutual funds

that invest directly in stocks and bonds. You will indirectly bear fees and expenses charged by the Underlying Funds in addition to the Highland Global Allocation Fund's direct fees and expenses.

**Undervalued Stocks Risk:** Undervalued stocks include stocks that the Adviser or Sub-Adviser, as applicable, believes are undervalued and/or are temporarily out of favor in the market. An undervalued stock may decrease in price or may not increase in price as anticipated by the Adviser or Sub-Adviser, as applicable, if other investors fail to recognize the company's value or the factors that the Adviser or Sub-Adviser, as applicable, believes will cause the stock price to increase do not occur.

**Valuation Risk:** Portfolio securities may be valued using techniques other than market quotations, under the circumstances described under "Net Asset Value." The value established for a portfolio security may be different than what would be produced through the use of another methodology or if it had been priced using market quotations. Portfolio securities that are valued using techniques other than market quotations, including "fair valued" securities, may be subject to greater fluctuation in their value from one day to the next than would be the case if market quotations were used. In addition, there is no assurance that a Fund could sell a portfolio security for the value established for it at any time and it is possible that a Fund would incur a loss because a portfolio security is sold at a discount to its established value.

### Disclosure of Portfolio Holdings

The Funds have adopted policies and procedures to protect the Funds' portfolio information and to prevent the misuse of that information by a third party. A description of the Funds' policies and procedures relating to the disclosure of portfolio holdings is available in the Funds' SAI on the Funds' website ([www.highlandfunds.com](http://www.highlandfunds.com)).

### Management of the Funds

Each Fund is a party to contractual arrangements with various parties, including, among others, the Fund's investment adviser, administrator, distributor, and shareholder servicing agent, who provide services to the Fund. Shareholders are not parties to, or intended ("third-party") beneficiaries of, any such contractual arrangements, and such contractual arrangements are not intended to create in any individual



shareholder or group of shareholders any right to enforce them against the service providers or to seek any remedy under them against the service providers, either directly or on behalf of the Fund.

Neither this Prospectus, nor the related SAI, is intended, or should be read, to be or to give rise to an agreement or contract between Highland Funds II (the “Trust”) or the Funds and any investor, or to give rise to any rights in any shareholder or other person other than any rights under federal or state law that may not be waived.

### Board of Trustees and Investment Adviser

The Board of Trustees (the “Board”) has overall management responsibility for the Funds and each series of Highland Funds I. See “Management of the Trust” in the SAI for the names of and other information about the Trustees and officers of the Funds. The Board also has overall management responsibility for funds advised by NexPoint Advisors, L.P., including NexPoint Credit Strategies Fund, NexPoint Capital, Inc. (a closed-end management investment company that has elected to be treated as a business development company under the 1940 Act) and NexPoint Real Estate Strategies Fund (a closed-end management investment company that operates as an interval fund). NexPoint Advisors, L.P. is an affiliate of Highland Capital Management Fund Advisors, L.P.

Highland Capital Management Fund Advisors, L.P. (“HCMFA” or the “Adviser”) (formerly, Pyxis Capital, L.P.) serves as investment adviser to each Fund. The address of the Adviser is 200 Crescent Court, Suite 700, Dallas, Texas 75201. Organized in February 2009, HCMFA is registered as an investment adviser under the Investment Advisers Act of 1940, as amended.

As of December 31, 2017, HCMFA had approximately \$3.3 billion in assets under management. HCMFA is also Highland Energy MLP Fund’s administrator. HCMFA is owned by Highland Capital Management Services, Inc., a Delaware corporation (“HCM Services”) and its general partner, Strand Advisors XVI, Inc., of which James Dondero is the sole stockholder. HCM Services is controlled by Mr. Dondero and Mr. Mark Okada by virtue of their respective share ownership.

### Management Fee

Each Fund has entered into an investment advisory agreement with HCMFA (each, an “Investment Advisory Agreement”) pursuant to which HCMFA provides, or has hired a sub-adviser to provide, the day-to-day management of the Fund’s portfolio of securities, which includes buying and selling securities for the Fund and conducting investment research. If a sub-adviser has been hired, the sub-adviser provides advisory services pursuant to a sub-advisory

agreement (each, a “Sub-Advisory Agreement”) between HCMFA and the relevant sub-adviser with respect to the appropriate Fund, subject to HCMFA’s general oversight.

In return for its advisory services, each Fund pays the Adviser a monthly fee, computed and accrued daily, based on an annual rate of the Fund’s average daily managed assets. “Average Daily Managed Assets” of a Fund shall mean the average daily value of the total assets of the Fund, less all accrued liabilities of the Fund (other than the aggregate amount of any outstanding borrowings constituting financial leverage).

A discussion regarding the basis for the Board’s approval of the Investment Advisory Agreements and Sub-Advisory Agreement appears in the Funds’ annual reports to shareholders for the period ended September 30, 2017.

Each Investment Advisory Agreement may be terminated at any time, without payment of any penalty, by the Board, or by vote of a majority of the outstanding voting securities of such Fund or by the Adviser, in each case on not more than 60 days’ nor less than 30 days’ prior written notice to the other party. In addition, each Investment Advisory Agreement automatically terminates in the event of its “assignment”, as defined in the 1940 Act and the rules thereunder, or upon the termination of the relevant Investment Advisory Agreement.

The table below shows the advisory fees that the Adviser received for each Fund for the fiscal year ended September 30, 2017 and each Fund’s contractual advisory fee with the Adviser:

Fund	Advisory Fees Paid as a Percentage of Average Daily Managed Assets for the Fiscal Period Ended September 30, 2017	Contractual Advisory Fee as a Percentage of Average Daily Managed Assets
Highland Energy MLP Fund <sup>1</sup>	0.24%	1.00%
Highland Premier Growth Equity Fund	0.60%	0.60%
Highland Small-Cap Equity Fund	0.61%	0.95%
Highland Fixed Income Fund	0.28%	0.30%
Highland-First Foundation Income Fund <sup>2</sup>	N/A	0.60%
Highland Tax-Exempt Fund	-0.06%	0.35%
Highland Global Allocation Fund	0.39%	0.40%
Highland Total Return Fund	0.50%	0.50%

1 - In addition to the advisory fees set forth in this table, the Adviser is entitled to receive administration fees of 0.20% of the Fund’s Average Daily Managed Assets as discussed below.

## Management of the Funds

---

2 - The Fund had not commenced operations as of September 30, 2017.

HCMFA has contractually agreed to limit the total annual operating expenses (exclusive of fees paid by the Fund pursuant to its distribution plan under Rule 12b-1 under the 1940 Act, taxes, such as deferred tax expenses, dividend expenses on short sales, interest payments, brokerage commissions and other transaction costs, acquired fund fees and expenses and extraordinary expenses (collectively, the “Excluded Expenses”)) of Highland Energy MLP Fund, Highland Small-Cap Equity Fund, Highland-First Foundation Income Fund, Highland Fixed Income Fund, Highland Tax-Exempt Fund, Highland Global Allocation Fund and Highland Total Return Fund to 1.10%, 1.15%, 0.85%, 0.65%, 0.65%, 0.90% and 0.95% of average daily net assets attributable to any class of such Fund, respectively (each, an “Expense Cap” and collectively, the “Expense Caps”). The Expense Caps will continue through at least January 31, 2019, and may not be terminated prior to this date without the action or consent of the Board. Under the expense limitation agreements, the Adviser may recoup waived and/or reimbursed amounts with respect to a Fund within thirty-six months of the date such amounts were waived or reimbursed, provided the Fund’s total annual operating expenses, including such recoupment, do not exceed the Expense Cap in effect at the time of such waiver/ reimbursement.

### Investment Sub-Adviser

HCMFA seeks to make the best managers available to Fund shareholders, whether that means accessing HCMFA’s wealth of internal talent or using external talent (sub-advisers). When HCMFA feels the need to access specialists outside, it investigates and engages sub-advisers with strong performance records and styles that match the investment objectives of the Funds. HCMFA is proud to engage the following sub-adviser who is responsible for the day-to-day management of a portion of the respective Fund’s assets allocated to the sub-adviser (the “Allocated Assets”). The sub-adviser’s services include buying and selling securities for its respective Fund and conducting investment research. As with HCMFA’s portfolio managers, the sub-adviser may change the portfolio managers who are responsible for managing a portion of the respective Fund’s Allocated Assets from time to time.

### **First Foundation Advisors (“FFA”)**

18101 Von Karman Avenue, Suite 700  
Irvine, California 92612

FFA is the investment sub-adviser to each of Highland-First Foundation Income Fund, Highland Fixed Income Fund, Highland Tax-Exempt Fund and Highland Total Return Fund. FFA is a wholly-owned subsidiary of First Foundation Inc. and a registered investment adviser. As of December 31, 2017, FFA’s assets under management were approximately \$4.3 billion.

### Sub-Advisory Fees:

HCMFA pays the Sub-Adviser an investment sub-advisory fee out of the management fee that it receives from each applicable Fund. The investment sub-advisory fee is paid by HCMFA monthly and is based upon the Average Daily Managed Assets of each respective Fund’s Allocated Assets. Each sub-adviser will be entitled to receive from HCMFA a monthly fee, computed and accrued daily, based on the annual rates set forth below:

Highland-First Foundation Income Fund	0.30%
Highland Fixed Income Fund	0.15%
Highland Tax-Exempt Fund	0.175%
Highland Total Return Fund	0.25%

### Administrator/Sub-Administrator

For the Highland Energy MLP Fund, HCMFA provides administration services for a monthly administration fee. In such capacity, HCMFA generally assists the Fund in all aspects of its administration and operations. Additionally, HCMFA furnishes offices, necessary facilities, equipment and personnel. Under a separate sub-administration agreement, HCMFA has delegated certain administrative functions to State Street Bank and Trust Company, One Lincoln Street, Boston, Massachusetts 02111 (“State Street”), and pays State Street a portion of the fee it receives from the Fund. Under the sub-administration agreement, State Street has agreed to provide corporate secretarial services; prepare and file various reports with the appropriate regulatory agencies; assist in preparing various materials required by the SEC; and prepare various materials required by any state securities commission having jurisdiction over the Fund.

On behalf of the rest of the Funds, Highland Funds II has entered into an administration agreement with State Street and pays State Street a fee for administration services. As with the Highland Energy MLP Fund, HCMFA generally assists in all aspects of the Funds’ administration and operations and furnishes offices, necessary facilities, equipment and personnel.

For more information about the Funds' administration agreements, please see "Administrator/Sub-Administrator" in the SAI.

### Multi-Manager Structure

The Trust and the Adviser qualify for exemptive relief under a multi-managers' exemptive order (the "Order") from certain provisions of the 1940 Act, pursuant to which the Adviser will, subject to the oversight of the Board, be permitted to enter into and materially amend sub-advisory agreements on behalf of each Fund with sub-advisers unaffiliated with the Adviser without such agreements being approved by the shareholders of each Fund (the "Multi-Manager Structure"). The Board and the Adviser will therefore have the right to hire, terminate or replace sub-advisers without first obtaining shareholder approval, including in the event that a sub-advisory agreement has automatically terminated as a result of an assignment. The Adviser will continue to have the ultimate responsibility to oversee each sub-adviser and recommend its hiring, termination and replacement. Shareholders of the Funds, except for Highland Premier Growth Equity Fund, have already approved the adoption of a Multi-Manager Structure, which enables these Funds to operate with greater efficiency and without incurring the expense and delays associated with obtaining shareholder approvals for matters relating to sub-advisers or sub-advisory agreements. Shareholders of Highland Premier Growth Equity Fund will have to continue to separately vote to approve any change HCMFA seeks to make relating to such Fund's sub-adviser and sub-advisory agreement with respect to non-affiliated sub-advisers. The Trust and the Adviser will be subject to certain conditions imposed by the Order, including the condition that within 90 days of hiring of a new non-affiliated sub-adviser, a Fund will provide shareholders with an information statement containing information about the sub-adviser. Shareholders of each Fund retain the right to terminate a sub-advisory agreement for such Fund at any time by a vote of the majority of such outstanding securities of the Fund.

Operation of a Fund under the Multi-Manager Structure will not: (1) permit management fees paid by a Fund to HCMFA to be increased without shareholder approval; or (2) diminish HCMFA's responsibilities to a Fund, including HCMFA's overall responsibility for overseeing the portfolio management services furnished by its sub-advisers. Shareholders will be notified of any changes made to sub-advisers or sub-advisory agreements within 90 days of the change.

### About the Funds' Portfolio Managers

Each Fund is managed by either an individual portfolio manager who is primarily responsible for the day-to-day management of a Fund, or a team of portfolio managers, who

are jointly and primarily responsible for the day-to-day management of a Fund. The portfolio managers of the Funds generally have final authority over all aspects of their portions of a Fund's investment portfolio, including securities purchase and sale decisions, portfolio construction techniques and portfolio risk assessment. The following sets forth the roles of the primary portfolio managers of the specified Funds followed by biographical information for each portfolio manager. The Funds' SAI provides the following additional information about the: (i) portfolio managers' compensation; (ii) other accounts managed by the portfolio managers; and (iii) portfolio managers' ownership of shares of a Fund, if any.

#### **Portfolio Management Teams**

**Highland Energy MLP Fund** is managed by James Dondero, Matthew Gray and Jon Poglitsch.

**Highland Premier Growth Equity Fund** is managed by James Dondero and Michael Gregory.

**Highland Small-Cap Equity Fund** is managed by James Dondero and Michael Gregory.

**Highland Fixed Income Fund** is managed by John Hakopian.

**Highland-First Foundation Income Fund** is managed by a team of portfolio managers that includes John Hakopian, Jim Garrison and Eric Speron.

**Highland Tax-Exempt Fund** is managed by John Hakopian.

**Highland Global Allocation Fund** is managed by James Dondero.

**Highland Total Return Fund** is managed by a team of portfolio managers that includes John Hakopian, Jim Garrison and Eric Speron.

#### **Portfolio Manager Biographies**

The following sets forth biographical information for those individuals who are primarily responsible for managing the specified Fund's investments. The portfolio managers may change from time to time.

**James Dondero** is a founder and President of Highland Capital Management, L.P. ("Highland") (an alternative asset manager specializing in high-yield fixed income investments). He is the senior portfolio manager of **Highland Global Allocation Fund** and has served in that capacity since April 2013. He is also a portfolio manager of **Highland Small-Cap Equity Fund**, **Highland Premier Growth Equity Fund** and **Highland Energy MLP Fund** and has served in that capacity since July 1, 2015, January 31, 2016 and January 2015, respectively. Mr. Dondero has over 25 years of experience in the credit markets. Prior to founding Highland in 1993, Mr. Dondero served as Chief Investment Officer of Protective Life's GIC subsidiary and helped grow the business from concept to

## Management of the Funds

---

over \$2 billion between 1989 and 1993. His portfolio management experience includes mortgage-backed securities, investment grade corporates, leveraged bank loans, high-yield bonds, emerging market debt, derivatives, preferred stocks and common stocks. From 1985 to 1989, Mr. Dondero managed approximately \$1 billion in fixed income funds for American Express. Prior to American Express, he completed his financial training at Morgan Guaranty Trust Company. Mr. Dondero is a Beta Gamma Sigma graduate of the University of Virginia (1984) with degrees in Accounting and Finance. Mr. Dondero has earned the right to use the Chartered Financial Analyst designation. Mr. Dondero is a Certified Public Accountant and a Certified Management Accountant. Mr. Dondero currently serves as Chairman for CCS Medical and NexBank and serves on the Board of Directors of American Banknote Corporation, Cornerstone Healthcare Group and Metro-Goldwyn-Mayer.

**Jim Garrison** is a portfolio manager of **Highland-First Foundation Income Fund** and **Highland Total Return Fund**. Mr. Garrison is part of the investment team managing FFA's proprietary High Quality Core Strategy as well as the manager of FFA's Dividend Strategy Portfolio. He is a member of FFA's Investment Committee, where he assists in shaping the portfolio investment process and overall asset allocations. Mr. Garrison also provides research and recommendations of third-party equity investment opportunities. Prior to joining FFA in 1999, Mr. Garrison worked as an internal audit consultant for Arthur Andersen, LLP. Mr. Garrison earned a Bachelor of Science in Agricultural and Managerial Economics from the University of California, Davis. He has earned the right to use the Chartered Financial Analyst designation.

**Matthew Gray** is a Director at Highland covering the Chemicals, Competitive Power and Utilities industries. He has been involved in Highland's Energy and Materials investment effort since 2008, and has helped manage the **Highland Energy MLP Fund** since its inception in December 2011. Prior to his current role, Mr. Gray worked as a Senior Portfolio Analyst. Prior to joining Highland in July 2007, Mr. Gray was employed by GW Equity as an Associate in Mergers & Acquisitions. He was responsible for issuing private company valuation analysis and performing extensive financial analysis of client companies. Prior to that, Mr. Gray was a Credit Analyst for Reich & Tang Asset Management. He received a BA in Economics and History from Vanderbilt University. He has earned the right to use the Chartered Financial Analyst designation.

**Michael Gregory** is a CIO and Global Head of Highland Alternative Investors at Highland in addition to Managing Director and Head of Healthcare Credit and Healthcare Long/Short Equity investment strategies. He is also a portfolio manager of **Highland Small-Cap Equity Fund** and **Highland Premier Growth Equity Fund** and has served in that capacity

since July 1, 2015 and January 31, 2016, respectively. In 2006, he founded Cummings Bay Healthcare Fund, a healthcare hedge fund that is currently in the seventh year of operations and became an affiliate of Highland in 2010. Mr. Gregory also worked as a Partner at Sands Point Capital Management LLC, managing a dedicated healthcare equity hedge fund. Mr. Gregory holds an MBA from the Yale School of Management, having completed a highly specialized joint program in healthcare within the Yale Schools of Medicine, Management and Public Policy. He holds a BS in Economics from the University of Pennsylvania, Wharton School of Business. He is a Fellow of the Royal Society of Medicine, lecturer at Yale University, and frequent guest on CNBC, Fox Business and Morningstar.

**John Hakopian** is a portfolio manager of **Highland-First Foundation Income Fund**, **Highland Fixed Income Fund**, **Highland Tax-Exempt Fund** and **Highland Total Return Fund**. Mr. Hakopian is President of FFA and a Director of First Foundation Inc. and First Foundation Bank. Mr. Hakopian oversees the vision, strategy, operations and development of the investment management service for FFA. Having been with FFA since its inception in 1990, Mr. Hakopian has been closely involved in developing and delivering the firm's investment services. He became President in 2009. Mr. Hakopian earned a Bachelor of Arts degree in economics in three years from the University of California, Irvine and an MBA in Finance from the University of Southern California.

**Jon Poglitsch** is Head of Credit at Highland. Prior to his current position, Mr. Poglitsch served as a Managing Director at Highland, where he spent a substantial amount of time covering the Energy, Competitive Power, Utilities, and Transportation industries, and has helped manage the **Highland Energy MLP Fund** since its inception in December 2011. In his previous role at Highland, he served as a Senior Portfolio Analyst on both the Institutional and Retail fund research teams. Prior to joining Highland in 2007, Mr. Poglitsch was a consultant for Muse Stancil and Co. ("Muse"), where he provided mergers and acquisition, valuation, and strategic advisory services to a variety of clients in the midstream and downstream energy sectors, including integrated oil, independent refinery, pipeline, power, and renewable fuel companies. Prior to Muse, Mr. Poglitsch was a senior financial analyst for American Airlines. He received an MBA with a concentration in Finance from the University of Texas at Austin and a BS in Chemical Engineering from the University of Oklahoma. Mr. Poglitsch has earned the right to use the Chartered Financial Analyst designation.

**Eric Speron** is a portfolio manager of **Highland-First Foundation Income Fund** and **Highland Total Return Fund**. Mr. Speron is part of the investment team managing FFA's proprietary High Quality Core Strategy as well as the manager



of FFA's Opportunistic Equity Strategy Portfolio. He is a member of FFA's Investment Committee, where he assists in shaping the portfolio investment process and overall asset allocations. Mr. Speron also provides research and recommendations of third-party equity investment opportunities. Prior to joining FFA in 2007, Mr. Speron worked at Credit Suisse First Boston and JPMorgan. Mr. Speron earned a Bachelor of Arts Degree from Georgetown University. He has earned the right to use the Chartered Financial Analyst designation.

### About the Funds' Underwriter

The Funds' shares are offered for sale through Highland Capital Funds Distributor, Inc. (the "Underwriter"), 200 Crescent Court, Suite 700, Dallas, Texas 75201. Shareholders and Financial Advisors (as defined under "How to Buy Shares") should not send any transaction or account requests to this address. Transaction or account requests should be directed to Highland Funds II — (Fund Name), PO Box 8656, Boston, Massachusetts 02266-8656.

## **Shareowner Guide — How to Invest in Highland Funds II**

### How to Buy Shares

You can purchase shares of the Funds on any day that the New York Stock Exchange ("NYSE") is open for business (see "Net Asset Value"). You can purchase shares of the Funds from any financial advisor, broker-dealer or other financial intermediary that has entered into an agreement with the Underwriter or the Funds with respect to the sale of shares of the Funds (a "Financial Advisor"), or DST Asset Manager Solutions, Inc. (formerly, Boston Financial Data Services, Inc.), 30 Dan Road Suite #8656, Canton, MA 02021, the Funds' transfer agent (the "Transfer Agent"). Your Financial Advisor can help you establish an appropriate investment portfolio, buy shares, and monitor your investments. The Funds have authorized Financial Advisors to receive purchase and redemption orders on their behalf. Financial Advisors are authorized to designate other intermediaries to receive purchase and redemption orders on the Funds' behalf. The Funds will be deemed to have received a purchase or redemption order when a Financial Advisor or its authorized designee receives the order in "good order." The specific

requirements for "good order" depend on the type of transaction and method of purchase. Contact the Adviser if you have questions about your circumstances. Generally, "good order" means that you placed your order with your Financial Advisor or its authorized designee or your payment (made in accordance with any of the methods set forth in the table below) has been received and your application is complete, including all necessary documentation and signatures. Customer orders will be priced at a Fund's NAV per share next computed after the orders are received by a Financial Advisor or its authorized designee in good order. Investors may be charged a fee by their Financial Advisors, payable to the Financial Advisor and not a Fund, if investors effect a transaction in Fund shares through either a Financial Advisor or its authorized designee.

The availability of certain sales charge waivers and discounts will depend on whether you purchase your shares directly from a Fund or through a financial intermediary. Intermediaries may have different policies and procedures regarding the availability of front-end sales charge waivers or contingent deferred (back-end) sales charge ("CDSC") waivers, which are discussed below. In all instances, it is the purchaser's responsibility to notify the Fund or the purchaser's financial intermediary at the time of purchase of any relationship or other facts qualifying the purchaser for sales charge waivers or discounts. **For waivers and discounts not available through a particular intermediary, shareholders will have to purchase Fund shares directly from a Fund or through another intermediary to receive these waivers or discounts. Shares purchased through certain financial intermediaries (a "Specified Intermediary") may be subject to different initial sales charges or the initial sales charge or CDSC may be waived in certain circumstances. Please refer to the Appendix to the Fund's Prospectus for the sales charge or CDSC waivers that are applicable to each Specified Intermediary.**

The USA PATRIOT Act may require a Fund, a Financial Advisor or its authorized designee to obtain certain personal information from you which will be used to verify your identity. If you do not provide the information, it may not be possible to open your account. If a Fund, a Financial Advisor or authorized designee is unable to verify your customer information, such Fund reserves the right to close your account or to take such other steps as it deems reasonable.



## Shareowner Guide — How to Invest in Highland Funds II

Outlined below are various methods for buying shares of the Funds:

Method	Instructions
Through your Financial Advisor	Your Financial Advisor can help you establish your account and buy shares on your behalf. To receive the current trading day's price, your Financial Advisor must receive your request in good order prior to the close of regular trading on the NYSE, usually 4:00 p.m., Eastern time. Your Financial Advisor may charge you fees for executing the purchase for you.
By check (new account) <sup>(1)</sup>	For new accounts, send to the applicable Fund, at the address noted below, <sup>(2)</sup> a completed application and check made payable to "Highland Funds II — (Fund Name)." All purchases must be in U.S. Dollars and must be drawn on a U.S. bank. Highland Funds II does not accept cash, U.S. savings bonds, traveler's checks, money orders, California warrant checks, starter checks, third-party checks, or credit card courtesy checks. Checks dated six months old or older and post-dated checks will not be accepted.
By check (existing account) <sup>(1)</sup>	For existing accounts, fill out and return to the applicable Fund, at the address noted below, <sup>(2)</sup> the additional investment stub included in your account statement, or send a letter of instruction, including the applicable Fund name and account number, with a check made payable to "Highland Funds II — (Fund Name)." All purchases must be in U.S. Dollars and must be drawn on a U.S. bank. Highland Funds II does not accept cash, U.S. savings bonds, traveler's checks, money orders, California warrant checks, starter checks, third-party checks, or credit card courtesy checks. Checks dated six months old or older and post-dated checks will not be accepted.
By exchange	You or your Financial Advisor may acquire shares of a Fund for your account by exchanging shares you own in certain other funds advised by HCMFA for shares of the same class of a Fund, subject to the conditions described in "Exchange of Shares" below. In addition, you or your Financial Advisor may exchange shares of a class of a Fund you own for shares of a different class of the same Fund, subject to the conditions described in "Exchange of Shares" below. To exchange, send written instructions to the applicable Fund, at the address noted below <sup>(2)</sup> or call 1-877-665-1287.
By wire	You may purchase shares of a Fund by wiring money from your bank account to your Fund account. Prior to sending wire transfers, please contact Shareholder Services at 1-877-665-1287 for specific wiring instructions and to facilitate prompt and accurate credit upon receipt of your wire. You can also find the specific wiring instructions at <a href="http://highlandfunds.com/literature/#forms">http://highlandfunds.com/literature/#forms</a> .

Method	Instructions
	To receive the current trading day's price, your wire, along with a valid account number, must be received in your Fund account prior to the close of regular trading on the NYSE, usually 4:00 p.m., Eastern time.
	If your initial purchase of shares is by wire, you must first complete a new account application and promptly mail it to Highland Funds II — (Fund Name), at the address noted below. <sup>(2)</sup> After completing a new account application, please call 1-877-665-1287 to obtain your account number. Please include your account number on the wire.
By electronic funds transfer via an automated clearing house ("ACH") transaction <sup>(1)</sup>	You may purchase shares of a Fund by electronically transferring money from your bank account to your Fund account by calling 1-877-665-1287. An electronic funds transfer may take up to two business days to settle and be considered in good order. You must set up this feature prior to your telephone request. Be sure to complete the appropriate section of the application.
Automatic investment plan	You may make monthly or quarterly investments automatically from your bank account to your Fund account. You may select a pre-authorized amount to be sent via electronic funds transfer. For this feature, please call the applicable Fund at 1-877-665-1287 or visit the Funds' website, ( <a href="http://highlandfunds.com/literature/#forms">http://highlandfunds.com/literature/#forms</a> ), where you may obtain a copy of the "Account Options Form."

<sup>(1)</sup> The redemption of shares purchased by check or an automated clearing house ("ACH") transaction is subject to certain limitations (see "Redemption of Shares"). Any purchase by check or ACH transaction that does not clear may be cancelled, and the investor will be responsible for any associated expenses and losses to the applicable Fund.

<sup>(2)</sup> Regular Mail: Send to "Highland Funds II — (Fund Name)," PO Box 8656, Boston, MA 02266-8656. Overnight Mail: Send to "Highland Funds II — (Fund Name)," 30 Dan Road, Suite #8656, Canton, MA 02021-2809.

The following minimum investment amounts apply to direct accounts with a Fund.

### Minimum Investments for Class A, Class C and Class T Shares

	By mail	By wire	Automatic
Initial Investment	\$500	\$1,000	\$25
Subsequent Investments	\$100	\$1,000	\$25

Accounts that fall below the \$500 account minimum may be automatically redeemed by a Fund on 30 days' notice and the account shareholder will bear any associated transaction costs, market exposure risks and tax consequences.

**Minimum Investments** for Class Y Shares (eligible investors only)

Initial Investment	None
Subsequent Investments	None

Class Y Shares are available to investors who invest through programs or platforms maintained by an authorized financial intermediary. There is no minimum investment for purchases of shares by eligible investors. Individual investors that invest directly with a Fund are not eligible to invest in Class Y Shares.

Unless the requirement is expressly waived by a Fund, each Fund reserves the right to change or waive the investment minimums and reserves the right to liquidate a shareholder's account if the value of shares held in the account is less than the minimum account size. Each Fund also reserves the right to reject for any reason, or cancel as permitted or required by law, any purchase order. In addition, without notice, a Fund may stop offering shares completely, or may offer shares only on a limited basis, for a period of time or permanently.

**Retirement Plans**

Shares of the Funds, other than the Highland Tax-Exempt Fund, are available for purchase through individual retirement accounts (IRAs) and other retirement plans. Each Fund offers several different types of IRAs, including prototype IRAs, Roth IRAs, simplified employee pension ("SEP") IRAs and Simple IRAs for both individuals and employers. For further information, please call the Funds at 1-877-665-1287 or your Financial Advisor.

**Purchases in Kind — If You Invest More than \$10 Million**

Large investments in a Fund (\$10 million or more) may be detrimental to existing shareholders because they can significantly increase transaction costs charged to existing shareholders. In these circumstances, the Fund may require that you purchase Fund shares "in kind," or provide the Fund with securities instead of cash. The Fund or the Transfer Agent would inform you of the securities acceptable to the Fund. The securities would be accepted by the Fund at their market value in return for Fund shares of equal value. You may have to pay associated brokerage commissions for the securities that you purchase. The transfer of securities to the Fund will be a taxable event.

**Choosing a Share Class**

Each Fund offers three classes of shares – Class A, Class C, and Class Y Shares. In addition, Highland-First Foundation Income Fund offers Class T Shares. Each share class has its own sales charge and expense structure. Determining which share class is best for you depends on the dollar amount you are

investing and number of years for which you are willing to invest. Based on your personal situation, your Financial Advisor can help you decide which class of shares makes the most sense for you. Sales charges and expenses are determined by the share class you select and manner in which you purchase.

Class A Shares carry an initial sales charge. Class A Shares bought without an initial sales charge in accounts aggregating \$1 million or more at the time of purchase are subject to a 0.50% contingent deferred sales charge ("CDSC") if the shares are sold within one year of purchase. Class C Shares are offered without an initial sales charge, but are subject to a CDSC for one year after purchase. Class T Shares carry an initial sales charge, but are not subject to a CDSC. Class Y Shares are offered without an initial sales charge or a CDSC, but are not available to individual investors that invest directly with the Fund. Class C Shares have higher annual operating expenses than Class A and Class Y Shares because of higher distribution and shareholder service fees.

Your Financial Advisor may receive different compensation for selling one class of shares than for selling another class. It is important to remember that the CDSCs and distribution and shareholder service fees for the Class C Shares have the same purpose as the front-end sales charge on sales of Class A Shares: to compensate the Underwriter for concessions and expenses it pays to Financial Advisors.

The Funds may modify the manner in which shares are offered, minimum investments, or sales charge rates or waivers at any time without prior notice.

**Purchasing Class A Shares**

Class A Shares may be appropriate for long-term investors who compensate their investment professionals for the services they provide with traditional front-end sales charges and for investors who qualify for quantity discounts or waivers. Your purchases of Class A Shares are made at the public offering price for these shares, that is, the NAV per share for Class A Shares plus a front-end sales charge that is based on the amount of your initial investment when you open your account. The front-end sales charge you pay on an additional investment is based on your total net investment in the Fund, including the amount of your additional purchase. Shares you purchase with reinvested dividends or other distributions are not subject to a sales charge. As shown in the tables below, a portion of the sales charge may be paid as a commission (or dealers' reallowance) to your Financial Advisor on the sale of Class A Shares. The total amount of the sales charge, if any, differs depending on the amount you invest as shown in the tables below.

## Shareowner Guide — How to Invest in Highland Funds II

### *Highland Energy MLP Fund, Highland Premier Growth Equity Fund, Highland Small-Cap Equity Fund, Highland Global Allocation Fund, and Highland Total Return Fund*

Your Investment**	Front-End Sales Charge		Maximum Dealers' Reallowance*
	(As a % of Purchase Price)	(As a % of Your Net Investment)	(As a % of Purchase Price)
Less than \$50,000	5.75%	6.10%	5.25%
\$50,000 but less than \$100,000	4.25%	4.44%	3.75%
\$100,000 but less than \$250,000	3.25%	3.36%	2.75%
\$250,000 but less than \$500,000	2.50%	2.56%	2.00%
\$500,000 but less than \$1,000,000	2.00%	2.04%	1.55%
\$1,000,000 or more***	None	None	†

### *Highland-First Foundation Income Fund, Highland Fixed Income Fund and Highland Tax-Exempt Fund*

Your Investment**	Front-End Sales Charge		Maximum Dealers' Reallowance*
	(As a % of Purchase Price)	(As a % of Your Net Investment)	(As a % of Purchase Price)
Less than \$100,000	4.25%	4.44%	3.75%
\$100,000 but less than \$250,000	3.25%	3.36%	2.75%
\$250,000 but less than \$500,000	2.50%	2.56%	2.00%
\$500,000 but less than \$1,000,000	2.00%	2.04%	1.55%
\$1,000,000 or more***	None	None	†

\* From time to time, the Fund may decide to reallow the entire amount of the front-end sales charge to dealers. Dealers who receive more than 90% of the sales charge may be considered "underwriters" under the U.S. securities laws.

\*\* Except for certain employee benefit plans that select Class C Shares (see "Purchasing Class C Shares" below), purchases of \$1,000,000 or more intended for Class C Shares should be made in Class A Shares (for individual investors) or in Class Y Shares (for institutional investors).

\*\*\* Purchases of \$1 million or more of Class A Shares pursuant to a sales charge waiver are subject to a 0.50% CDSC if redeemed within one year of purchase. The Class A Shares CDSC does not apply to investors purchasing \$1 million or more of any Fund's Class A Shares if such investors are otherwise eligible to purchase Class A Shares pursuant to another sales charge waiver. The CDSC is calculated by multiplying the CDSC percentage by the lesser of the share class' net asset value at the time of the purchase or its net asset value at the time of redemption.

† For purchases through a Financial Advisor that exceed \$1 million, the Financial Advisor will receive a concession of 0.50% of any amounts under \$3 million, 0.40% of any amounts greater than \$3 million and less than \$5 million, 0.25% of any amounts greater than \$5 million and less than \$25 million and 0.12% thereafter, to the selling dealer.

### Reduced Sales Charges for Class A Shares

You may pay a lower sales charge when purchasing Class A Shares through Rights of Accumulation, which works as follows: if the combined value (determined at the current public offering price) of your accounts in all classes of shares of a Fund and other Participating Funds (as defined below) maintained by you, your spouse or domestic partner or your minor children, together with the value (also determined at the current public offering price) of your current purchase, reaches a sales charge discount level (according to the above chart), your current purchase will receive the lower sales charge, provided that you have notified the Fund or the Underwriter and your Financial Advisor, if any, in writing of the identity of such other accounts and your relationship to the other account holders and submitted information (such as account statements) sufficient to substantiate your eligibility for a reduced sales charge. Such reduced sales

charge will be applied upon confirmation of such shareholders' holdings by the Transfer Agent. A Fund may terminate or amend this Right of Accumulation at any time without notice. As used herein, "Participating Funds" refers to any series of Highland Funds I (except for Highland/iBoxx Senior Loan ETF) and Highland Funds II (as defined below under "Exchange of Shares") and registered, open-end investment companies advised by the Adviser and distributed by the Underwriter as otherwise permitted from time to time by the Board.

You may also pay a lower sales charge when purchasing Class A Shares and shares of other Participating Funds by signing a Letter of Intent within 90 days of your purchase. By doing so, you would be able to pay the lower sales charge on all purchases by agreeing to invest a total of at least \$100,000 within 13 months. If your Letter of Intent purchases are not completed within 13 months, your account will be adjusted

by redemption of the amount of shares needed to pay the higher initial sales charge level for the amount actually purchased. Upon your request, a Letter of Intent may reflect purchases within the previous 90 days. See the SAI for additional information about this privilege. More information regarding reduced sales charges is available free of charge in the Funds' SAI on the Funds' website at: <http://highlandfunds.com/literature>.

In addition, certain investors may purchase shares at no sales charge or at a reduced sales charge. For example, Class A Shares are offered at no sales charge to investors who are clients of financial intermediaries who have entered into an agreement with the Underwriter to offer Fund shares through self-directed investment brokerage accounts that do not charge transaction fees to their clients. Whether a sales charge waiver is available for your retirement plan or charitable account depends upon the policies and procedures of your intermediary. Please consult your financial adviser for further information. See the SAI for a description of this and other situations in which sales charges are reduced or waived.

Any sales charge discounts described herein do not apply to investors purchasing shares of the Fund through any Specified Intermediary as detailed in the Appendix to the Fund's Prospectus. Please refer to the Appendix to the Fund's Prospectus for the sales charge discounts that are applicable to each Specified Intermediary.

Variations in sales charges for Class A Shares reflect the varying efforts required to sell Class A Shares to separate categories of purchasers. These provisions may be altered or discontinued at any time. Any sales charge discounts described herein do not apply to investors purchasing shares of the Fund through any Specified Intermediary as detailed in the Appendix to the Fund's Prospectus. Please refer to the Appendix to the Fund's Prospectus for the sales charge discounts that are applicable to each Specified Intermediary.

#### **Purchasing Class C Shares**

Class C Shares may be appropriate for shorter-term investors, if you do not want to pay a traditional front-end sales charge on your purchase of Fund shares or are unsure of the length of time you will hold your investment.

Class C Shares are available for investment through programs or platforms maintained by Financial Advisors, provided that the cost to HCMFA (or its affiliates) for providing or paying for any selling or administrative servicing activities in connection with investor accounts on such programs or platforms does not typically exceed an amount equal to 1.00% (reflecting the Class C Shares distribution and service fees or Rule 12b-1

fees) of the average net asset value of such accounts. There is no program asset size or minimum investment requirements for initial and subsequent purchases of shares by eligible omnibus account investors.

Because you may purchase Class C Shares at the NAV next determined without paying an initial sales charge, your entire investment in Class C Shares is available to work for you. However, Class C Shares pay higher Rule 12b-1 fees than each of the other share classes and never convert to Class A Shares. In that regard, Class C Shares may be more appropriate for investors with a shorter investment horizon because long-term shareholders of Class C Shares may pay more than the economic equivalent of Class A Shares' maximum front-end sales charge.

Trail commissions of up to 1.00% may be paid by the Underwriter or Adviser to Financial Advisors that provide on-going services with respect to Class C Shares.

Class C Shares are subject to a 1% CDSC if redeemed within one year of purchase. Proceeds from the CDSC may be used to defray the expenses of the Fund and HCMFA related to the sale of Class C Shares, including the payment of compensation to Financial Advisors. The CDSC is applied to the NAV at the time of purchase or redemption, whichever is lower. For purposes of calculating the CDSC, the start of the holding period is the date on which the purchase is made. Shares you purchase with reinvested dividends or capital gains are not subject to a CDSC. When shares are redeemed, the Funds will automatically redeem those shares (if any) not subject to a CDSC and then those you have held the longest. In certain circumstances, CDSCs may be waived, as described in the SAI.

The CDSC is calculated by multiplying the CDSC percentage by the lesser of the share class' net asset value of the block of shares being redeemed at the time of their purchase or the net asset value at the time of redemption.

Intended purchases of Class C Shares of \$1,000,000 or more by investors not eligible for Class Y Shares should be made in Class A Shares. An amount up to 1% of the amount invested in Class C Shares may be paid to Financial Advisors.

#### **Purchasing Class T Shares**

Class T shares are available to brokerage retirement accounts through certain Financial Advisors and may also be available to taxable brokerage accounts through such Financial Advisors. Only Class T Shares are available to Morgan Stanley Wealth Management clients who purchase Fund shares through a transactional brokerage account. Other share

## Shareowner Guide — How to Invest in Highland Funds II

classes offered through this Prospectus will not be available to Morgan Stanley Wealth Management clients who purchase mutual funds through a transactional brokerage account.

Not all Financial Advisors make Class T shares available to their clients. Third parties making Fund shares available to their clients determine which share class(es) to make available.

Certain Financial Advisors through whom you may invest in Class T shares may impose their own investment fees, policies and procedures for purchasing and selling Fund shares, which are not described in this Prospectus or the SAI, and which will depend on the policies, procedures and trading platforms of the Financial Advisor. Consult a representative of your Financial Advisor about the availability of Class T shares of the Fund and the Financial Advisor's policies, procedures and other information.

Your purchase of Class T Shares are made at the public offering price for these shares, that is, the NAV per share for Class T Shares plus a front-end sales charge that is based on the amount of your initial investment when you buy Class T Shares. You pay a lower sales charge as the size of your investment increases. Shares you purchase with reinvested dividends or other distributions are not subject to a sales charge. As shown in the table below, a portion of the sales charge may be paid as a commission (or dealers' reallowance) to your Financial Advisor on the sale of Class T Shares. The total amount of the sales charge differs depending on the amount you invest as shown in the table below.

Your Investment	Front-End Sales Charge		Maximum Dealers' Reallowance
	(As a % of Purchase Price)	(As a % of Your Net Investment)	(As a % of Purchase Price)
Less than \$250,000	2.50%	2.56%	2.50%
\$250,000 but less than \$500,000	2.00%	2.04%	2.00%
\$500,000 but less than \$1,000,000	1.50%	1.52%	1.50%
\$1,000,000 or more	1.00%	1.01%	1.00%

### Reduced Sales Charges for Class T Shares

Variations in sales charges for Class T Shares reflect the varying efforts required to sell Class T Shares to separate categories of purchasers. These provisions may be altered or discontinued at any time. Any sales charge discounts described herein do not apply to investors purchasing shares of the Fund through any Specified Intermediary as detailed in the Appendix to the Fund's Prospectus. Please refer to the Appendix to the Fund's Prospectus for the sales charge discounts that are applicable to each Specified Intermediary.

### Purchasing Class Y Shares

Your purchase of Class Y Shares are made at NAV without a sales charge or CDSC. Class Y Shares are only available to eligible investors.

### Eligible Investors

The Funds offer Class Y Shares exclusively to certain institutional and other eligible investors. Eligible investors are as follows:

- Clients of broker-dealers or registered investment advisers that both recommend the purchase of Fund shares and charge clients an asset-based fee;

- A retirement plan (or the custodian for such plan) with aggregate plan assets of at least \$5 million at the time of purchase and that purchases shares directly from the Fund or through a third party broker-dealer;
- Any insurance company, trust company or bank purchasing shares for its own account;
- Any endowment, investment company or foundation; and
- Any trustee of a Fund, any employee of HCMFA and any family member of any such trustee or employee.

Each Fund reserves the right to change the criteria for eligible investors. Each Fund also reserves the right to refuse a purchase order for any reason, including if it believes that doing so would be in the best interests of the Fund and its shareholders.

### Redemption of Shares

Each Fund redeems its shares based on the NAV next determined after the Transfer Agent or Financial Advisor receives your redemption request in good order. Each Fund reserves the right to reject any redemption request that is not



in good order. The specific requirements for good order depend on the type of account and transaction and the method of redemption. Contact HCMFA if you have any questions about your particular circumstances. Generally, “good order” means that the redemption request meets all applicable requirements described in this Prospectus. See “Net Asset Value” for a description of the calculation of NAV per share.

You can redeem shares of a Fund on any day that the NYSE is open for business. Each Fund, however, may suspend the right of redemption and postpone payment for more than seven days: (i) during periods when trading on the NYSE is closed on days other than weekdays or holidays; (ii) during periods when trading on the NYSE is restricted; (iii) during any emergency which makes it impractical for a Fund to dispose of its securities or fairly determine the NAV of the Fund; and (iv) during any other period permitted by the SEC for your protection.

The Funds typically expect that it will take one to three days following the receipt of your redemption request to pay out redemption proceeds; however, while not expected, payment of redemption proceeds may take up to seven days. The Funds typically expect that it will hold cash or cash equivalents or use proceeds from the sale of portfolio securities to meet redemption requests. The Funds expect to use these sources to meet redemptions under normal market conditions and may also use them under stressed market conditions. Generally, all redemptions will be for cash, although each Fund reserves the right to redeem in-kind as described below. Redemptions in-kind are typically used to meet redemption requests that represent a large percentage of a fund’s net assets, and may be used in the event that a substantial portion of a fund’s assets is represented by one or more illiquid assets, in order to minimize the effect of large redemptions on the fund and its remaining shareholders. Redemptions in-kind may be used under normal market conditions and under stressed market conditions. You may experience a delay in converting illiquid securities to cash. If payment is made in securities, the fund will value the securities selected in the same manner in which it computes its NAV. If you receive securities when redeeming your account, the securities will be subject to market fluctuation and you may incur tax and transaction costs if you sell the securities.

The Funds are meant for long-term investing. They are not meant for “market timing” or other types of frequent or short-term trading (“disruptive trading”). Disruptive trading can adversely affect Fund performance and the interests of long-term investors by, among other things, interfering with the efficient management of the Fund’s investment portfolio. Accordingly, the Funds have adopted, and the Board has approved, policies and procedures reasonably designed to

monitor Fund trading activity and, where disruptive trading is detected, to take action to stop such activity. The Funds reserve the right to amend these policies and procedures at any time without prior notice to investors or Financial Advisor.

*Direct Investor Accounts.* An investor that redeems or exchanges out of (or purchases) a particular Fund within 30 days of a purchase or exchange into (or redemption out of) that same Fund may be restricted from further investing in any series of Highland Funds I or Highland Funds II or exchanging between Participating Funds, as defined in this Prospectus, subject to the exceptions described below, all without prior notice to the investor. The Funds may also restrict investments and exchanges by investors that are believed to have engaged in a pattern of disruptive trading. In addition, the Funds may reject purchase orders or terminate or restrict the exchange privileges of any account associated with a broker-dealer representative, branch office, or firm that the Funds have determined to be a source or facilitator of disruptive trading, even if no disruptive trading has occurred in that particular account. Exchanges and purchases may be permitted again for restricted investors under certain circumstances in the sole discretion of HCMFA. The foregoing restrictions apply to direct investor accounts and do not apply to shares held on the books of Financial Advisors through omnibus accounts with the Funds. The restrictions applicable to omnibus accounts with Financial Advisors are discussed below.

The restrictions described above do not apply to (1) systematic withdrawals (*e.g.*, regular periodic automatic redemptions, dividend and capital gain distributions, and systematic share class conversions); (2) systematic purchases (*e.g.*, regular periodic automatic purchases, payroll contributions, and dividend reinvestments) where the entity maintaining the shareholder account is able to identify the transaction as a systematic withdrawal or purchase; (3) transactions by fund-of-funds advised by HCMFA; (4) transactions initiated by the trustee or adviser to a donor advised charitable fund; and (5) certain transactions (plan contributions, plan benefit payments, plan expenses and portfolio rebalancing) by defined benefit plans that receive asset allocation services from HCMFA. The Funds may also exclude small transactions less than an amount set from time to time under the Funds’ policies.

*Omnibus Accounts with Financial Advisors.* The Funds are also offered through Financial Advisors that may establish an “omnibus” account with the Funds. Because the Funds may not receive information on the trading activity of the underlying individual investors, it may be difficult or impossible for the Funds to detect or stop disruptive trading in omnibus accounts. The difficulty may be even greater if

there are multiple tiers of Financial Advisors or if omnibus accounts are used to hide disruptive trading within the trading activity of a large number of underlying investors.

In deciding whether to establish an omnibus account with a Financial Advisor, the Funds will consider whether the Financial Advisor has its own disruptive trading policies and procedures (which policies and procedures may differ materially from those applied by the Fund to direct accounts). If the Financial Advisor has its own disruptive trading policies and procedures, the Funds will seek assurance from the Financial Advisor that such policies and procedures will be effectively enforced.

If the Financial Advisor does not have its own disruptive trading policies and procedures, the Funds will seek to obtain the Financial Advisor's cooperation in enforcing the Funds' disruptive trading policies and procedures to the extent feasible. Such cooperation may include periodically providing the Funds with the trading activity of its underlying investors and, if disruptive trading is detected by the Funds, making efforts to stop it.

There are a number of existing omnibus accounts with Financial Advisors that were established prior to the adoption of the foregoing policies and procedures. These Financial Advisors may not have their own disruptive trading policies and procedures and/or the Funds may not have obtained their cooperation in enforcing the Funds' disruptive trading policies and procedures. The Funds will continue to make reasonable efforts to work with these Financial Advisors to implement the policies and procedures described above, although there is no guarantee that such efforts will be successful.

*Defined Contribution Plans.* Participants in certain defined contribution plans that exchange out of any Fund may be restricted from further exchanging back into that same Fund for a period of at least 30 days. This restriction does not affect the participant's ability to exchange into any investment option that has not been restricted or the participant's ability to continue contributions into the participant's defined contribution plan (including that same Fund). This restriction also does not apply to certain withdrawals (such as distributions, hardship withdrawals and plan loans), systematic rebalancing or loan repayments. Ask your plan administrator or visit your plan administrator's website for more information.

*Reservation of Rights to Reject Purchase or Exchange Orders.* The Funds reserve the right to reject any purchase or exchange order at any time for any reason without prior notice to the investor or Financial Advisor.

*Limitations on Ability to Prevent Disruptive Trading.* Despite the efforts of the Funds and the Underwriter to protect the Funds from harm caused by disruptive trading, there is no guarantee that the Fund's disruptive trading policies and procedures will be effective. As discussed above, it may be difficult or impossible for the Funds to detect or stop disruptive trading in certain omnibus accounts with Financial Advisors. Regardless of whether those Financial Advisors have their own disruptive trading policies and procedures or cooperate in enforcing the Funds' policies and procedures to the extent feasible, there is no guarantee that they will be effective and they may differ materially from those applied by the Funds to direct accounts. In addition, investors that purposely engage in disruptive trading may employ strategies to avoid detection. Consequently, the Funds may not be able to detect or stop disruptive trading until harm to the Funds has already occurred.

*Risks of Disruptive Trading.* Disruptive trading, especially involving large dollar amounts, may adversely affect Fund performance and the interests of long-term investors by interfering with efficient portfolio management and the implementation of long-term investment strategies. In particular, disruptive trading may: (1) require a Fund to keep more assets in cash or other liquid holdings than it would otherwise consider appropriate, causing the Fund to miss out on gains in a rising market; (2) require a Fund to sell some of its investments sooner than it would otherwise consider appropriate in order to honor redemptions; and (3) increase brokerage commissions and other portfolio transaction expenses by causing the Fund to buy and sell securities more frequently as assets move in and out.

Funds that invest in foreign securities may be particularly susceptible to disruptive trading because of investors attempting to engage in "time-zone arbitrage," a trading strategy that exploits the fact that the closing prices of foreign securities owned by the Fund are established some time before the Fund calculates its own share price (which typically occurs at 4:00 p.m. Eastern Time). Funds that invest significantly in high-yield securities or small-cap equity securities may be particularly susceptible to disruptive trading because of investors attempting to engage in "liquidity arbitrage," a trading strategy that exploits knowledge of the value of securities and the fact that they are often infrequently traded. Such disruptive trading strategies may interfere with the efficient management of a Fund's portfolio to an even greater degree than other types of disruptive trading and may dilute the value of Fund shares held by other investors.

Financial Advisors may impose short-term trading restrictions that differ from those of the Funds. Any shareholder purchasing shares of a Fund through a Financial Advisor should check with the Financial Advisor or the Fund to determine whether the shares will be subject to a short-term trading fee.

Each Fund reserves all rights, including the right to refuse any purchase request (including requests to purchase by exchange) from any person or group who, in the Fund's view, is likely to engage in excessive trading or if such purchase or exchange is not in the best interests of the Fund and to limit, delay or impose other conditions on purchases or exchanges. Each Fund has adopted a policy of seeking to minimize short-term trading in its shares and monitors purchase, exchange and redemption activities to assist in minimizing short-term trading.

You may redeem shares of a Fund through your Financial Advisor or its authorized designee or directly from the Fund through the Transfer Agent. Your Financial Advisor may charge a fee for such services. If you hold your shares in an individual retirement account ("IRA"), you should consult a tax advisor concerning the current tax rules applicable to IRAs. Outlined below are various methods for redeeming shares:

Method	Instructions
By letter	You may mail a letter requesting redemption of shares to: "Highland Funds II — (Fund Name)," P.O. Box 8656, Boston, MA 02266-8656. Your letter should state the name of the Fund, the share class, the dollar amount or number of shares you are redeeming and your account number. You must sign the letter in exactly the same way the account is registered. If there is more than one owner of shares, all must sign. A Medallion signature guarantee is required for each signature on your redemption letter. You can obtain a Medallion signature guarantee from financial institutions, such as commercial banks, brokers, dealers and savings associations. A notary public cannot provide a Medallion signature guarantee. If the account is registered to a corporation, trust or other entity, additional documentation may be needed. Please call 1-877-665-1287 for further details.

Method	Instructions
By telephone or the Internet	Unless you have requested that telephone or Internet redemptions from your account not be permitted, you may redeem your shares in an account (excluding an IRA) directly registered with the Transfer Agent by calling 1-877-665-1287 or visiting the Funds' website at <a href="http://www.highlandfunds.com">http://www.highlandfunds.com</a> . If the Transfer Agent acts on telephone or Internet instructions after following reasonable procedures to protect against unauthorized transactions, neither the Transfer Agent nor the Fund will be responsible for any losses due to unauthorized telephone or Internet transactions and instead you would be responsible. You may request that proceeds from telephone or Internet redemptions be mailed to you by check (if your address has not changed in the prior 30 days) or forwarded to you by bank wire. If you would like to request that such proceeds be invested in shares of other Highland funds or other registered, open-end investment companies advised by the Adviser and distributed by the Underwriter, please see "Exchange of Shares" below. Among the procedures the Transfer Agent may use are passwords or verification of personal information. The Funds may impose limitations from time to time on telephone or Internet redemptions.
Proceeds by check	The Funds will make checks payable to the name(s) in which the account is registered and normally will mail the check to the address of record within seven days.
Proceeds by bank wire	The Funds accept telephone or Internet requests for wire redemption in amounts of at least \$1,000. The Funds will send a wire to either a bank designated on your new account application or on a subsequent letter in good order as described above under the instructions for redeeming shares "By letter." The proceeds are normally wired on the next business day.

### Automatic Cash Withdrawal Plan

You may automatically redeem shares on a monthly basis if you have at least \$10,000 in your account and if your account is directly registered with the Transfer Agent. Call 1-877-665-1287 or visit <http://highlandfunds.com/literature/#forms> for more information about this plan.

### **Involuntary Redemption**

A Fund may redeem all shares in your account (other than an IRA) if their aggregate value falls below \$5,000 as a result of redemptions (but not as a result of a decline in NAV). You will be notified in writing if a Fund initiates such action and allowed 30 days to increase the value of your account to at least \$5,000.

### **Redemption Proceeds**

A redemption request received by a Fund will be effected at the NAV per share next determined after the Fund receives the request in good order. If you request redemption proceeds by check, the Fund will normally mail the check to you within seven days after receipt of your redemption request. If, however, you purchased your Fund shares by check or ACH transaction, and unless you have documentation satisfactory to the Fund that your transaction has cleared, the Fund may hold proceeds for shares purchased by check or ACH until the purchase amount has been deemed collected, which is eight business days from the date of purchase for checks and five business days from the date of purchase for ACH transactions. While the Fund will delay the processing of the payment until the check clears, your shares will be valued at the NAV per share next determined after receipt by the Transfer Agent or your Financial Advisor of your redemption request in good order.

The Funds may pay your redemption proceeds wholly or partially in portfolio securities. Payments would be made in portfolio securities, which may include illiquid securities, only if the Adviser or the Board believes that it would be in a Fund's best interests not to pay redemption proceeds in cash. If a Fund pays your redemption proceeds in portfolio securities, you will be exposed to market risk until you convert these portfolio securities into cash, and you will likely pay commissions upon any such conversion. If you receive illiquid securities, you could find it more difficult to sell such securities and may not be able to sell such securities at prices that reflect the Adviser's or your assessment of their fair value or the amount paid for them by the Funds. Illiquidity may result from the absence of an established market for such securities as well as legal, contractual or other restrictions on their resale and other factors. Unless you are a tax-exempt investor or investing through a tax-deferred retirement plan or other tax-advantaged arrangement, a redemption of shares, whether you receive the redemption proceeds in cash or securities, is generally a taxable event, and you may realize a gain or a loss for U.S. federal income tax purposes (see "Taxation" below).

### Exchange of Shares

Shareholders of a Fund may exchange their Fund shares, except for Class T Shares, on any business day for shares of the same share class of any series of Highland Funds II and Highland Funds I (except for the Highland/iBoxx Senior Loan ETF), and any other Participating Fund and such exchanges will be effected at the relative daily NAVs per share, plus any applicable redemption/exchange fee with respect to the exchanged shares (see "Redemption of Shares"). Class T Shares of a Fund may not be exchanged for shares of any other Fund. If you do not currently have an account in the fund into which you wish to exchange your shares, you will need to exchange enough Fund shares to satisfy such fund's current minimum investment account requirement. Call 1-877-665-1287 for the applicable prospectus, including applicable investment minimums, and read it carefully before investing.

Shareholders of the Funds may exchange their shares in a class of a Fund daily for shares of a different class of the same Fund, provided that such shareholder is eligible to purchase shares of the requested class (a "Same-Fund Exchange").

If the shares of the Funds or any Participating Fund that you are exchanging (the "Exchanged Shares") are subject to a CDSC, you will not be charged that CDSC upon the exchange. However, when you sell the shares acquired through the exchange (the "Acquired Shares"), the shares sold may be subject to a CDSC, depending upon when you originally purchased the Exchanged Shares. For purposes of determining the applicability of a CDSC, the length of time you own your shares will be computed from the date of your original purchase of the Exchanged Shares (and includes the period during which the Acquired Shares were held), and the applicable CDSC will be based on the CDSC schedule of the Exchanged Shares.

Your exchange privilege will be revoked if the exchange activity is considered excessive. In addition, the Participating Funds may reject any exchange request for any reason, including if they do not think that the exchange is in the best interests of the Participating Funds and/or their shareholders. The Participating Funds may also terminate your exchange privilege if the Adviser determines that your exchange activity is likely to adversely impact its ability to manage the Participating Funds or if the Participating Funds otherwise determine that your exchange activity is contrary to their short-term trading policies and procedures.



Unless you are a tax-exempt investor or investing through a tax-deferred retirement plan or other tax-advantaged arrangement, an exchange, other than a Same-Fund Exchange, is generally a taxable event, and you may realize a gain or a loss for U.S. federal income tax purposes. A Same-Fund Exchange is not expected to result in your realization of a gain or loss for U.S. federal income tax purposes. See "Taxation" below.

To exchange via the Internet, visit the Funds' website at <http://www.highlandfunds.com>. To exchange by telephone, call 1-877-665-1287. Please have your account number and taxpayer identification number available when calling.

### **Cost Basis Reporting**

Upon the redemption or exchange of your shares in a Fund, the Fund or, if you purchase your shares through a Financial Advisor or other intermediary, your Financial Advisor or other intermediary, as applicable, generally will be required to provide you and the Internal Revenue Service ("IRS") with cost basis and certain other related tax information about the Fund shares you redeemed or exchanged. This cost basis reporting requirement is effective for shares purchased, including through dividend reinvestment, on or after January 1, 2012. Please contact the Funds' Transfer Agent at 1-877-665-1287 or consult your Financial Advisor or other intermediary, as appropriate, for more information regarding available methods for cost basis reporting and how to select a particular method. Please consult your tax advisor to determine which available cost basis method is best for you.

### ***Distribution and Shareholder Service Fees***

Each Fund is authorized under a distribution plan (each a "Plan" and collectively the "Plans") to use the assets attributable to such Fund's Class A, Class C and Class T Shares, as applicable, to finance certain activities relating to the distribution of shares to investors and maintenance of shareholder accounts. These activities include marketing and other activities to support the distribution of the Class A, Class C and Class T Shares and the services provided to you by your Financial Advisor. The Plan operates in a manner consistent with Rule 12b-1 under the 1940 Act, which regulates the manner in which an open-end investment company may directly or indirectly bear the expenses of distributing its shares.

Under the Plans, distribution and service fees paid by each Fund to the Underwriter will be at the rates shown in the table below. The Underwriter may pay all or a portion of these fees to Financial Advisors whose clients own shares of the Funds. In addition, these fees may include reimbursements to HCMFA for certain distribution- and service-related expenses actually incurred by HCMFA on behalf of the Funds, pursuant to reimbursement guidelines

approved by the Board, and to the extent consistent with the Plans and the 1940 Act. The Underwriter may also make payments from the distribution and service fees they receives from the Funds to NexBank Securities, Inc., a FINRA member broker-dealer that is an affiliate of the Adviser. Because the distribution and service fees are payable regardless of the Underwriter's expenses, the Underwriter may realize a profit from the fees. The Plans authorize any other payments by the Funds to the Underwriter and its affiliates to the extent that such payments might be construed to be indirect financing of the distribution of shares of the Funds. Because these fees are paid out of a Fund's assets on an ongoing basis, these fees will increase the cost of your investment in the Fund. By purchasing a class of shares subject to higher distribution fees and service fees, you may pay more over time than on a class of shares with other types of sales charge arrangements. Long-term shareholders may pay more than the economic equivalent of the maximum front-end sales charges permitted by the rules of FINRA.

The Plans will continue in effect from year to year so long as continuance is specifically approved at least annually by a vote of the Board, including a majority of the Trustees who are not "interested persons" (as defined in the 1940 Act) of the Funds and who have no direct or indirect financial interest in the operation of the Plans or in any agreements related to the Plans (the "Independent Trustees"), cast in person at a meeting called for the purpose of voting on the Plans. The Plans may not be amended to increase the fees materially without approval by a vote of a majority of the outstanding voting securities of the relevant class of shares, and all material amendments of the Plans must be approved by the Trustees in the manner provided in the foregoing sentence. The Plans may be terminated with respect to a class at any time by a vote of a majority of the Independent Trustees or by a vote of a majority of the outstanding voting securities of the relevant class of shares.

In addition to payments under the Plans, a Fund may from time to time pay account-based service fees to intermediaries such as broker-dealers, financial advisers, or other financial institutions. The services provided vary by financial intermediary and according to distribution channel and may include sub-accounting, sub-transfer agency, participant recordkeeping, shareholder or participant reporting, shareholder or participant transaction processing, shareholder or participant tax monitoring and reporting, maintenance of shareholder records, preparation of account statements and provision of customer service, and are not intended to include services that are primarily intended to result in the sale of Fund shares. These additional fees paid by a Fund to intermediaries may take three forms: (i) basis point payments on net assets; (ii) fixed dollar amount payments per shareholder account; and/or (iii) a combination of basis point



## Shareowner Guide — How to Invest in Highland Funds II

payments on net assets and fixed dollar amount payments per shareholder account. These may include payments for 401(K) sub-accounting services, networking fees, and omnibus account servicing fees.

In addition, HCMFA and/or the Underwriter may, from time to time, at their own expense out of the revenues they receive from the Funds and/or their own financial resources, make cash payments to broker-dealers and other financial intermediaries (directly and not as an expense of a Fund) as an incentive to sell shares of the Funds and/or to promote retention of their customers' assets in the Funds. Such cash payments may be calculated on sales of shares of the Funds ("Sales-Based Payments") or on the average daily net assets of the Funds attributable to that particular broker-dealer or other financial intermediary ("Asset-Based Payments"). Each of HCMFA and/or the Underwriter may agree to make such cash payments to a broker-dealer or other financial intermediary in the form of either or both Sales-Based Payments and Asset-Based Payments.

HCMFA and/or the Underwriter may also make other cash payments to broker-dealers or other financial intermediaries in addition to or in lieu of Sales-Based Payments and Asset-Based Payments, in the form of payment for travel expenses, including lodging, incurred in connection with trips taken by qualifying registered representatives of those broker-dealers or other financial intermediaries and their families to places within or outside the United States; meeting fees; entertainment; transaction processing and transmission charges; advertising or other promotional

expenses; allocable portions, based on shares of the Funds sold, of salaries and bonuses of registered representatives of an affiliated broker-dealer or other financial intermediary that is a Financial Advisor; or other expenses as determined in HCMFA's or the Underwriter's discretion, as applicable. In certain cases these other payments could be significant to the broker-dealers or other financial intermediaries. Any payments described above will not change the price paid by investors for the purchase of the shares of the Funds, the amount that the Funds will receive as proceeds from such sales, or the amounts payable under the Plans.

Each of HCMFA and/or the Underwriter determines the cash payments described above in its discretion in response to requests from broker-dealers or other financial intermediaries, based on factors it deems relevant. Broker-dealers or other financial intermediaries may not use sales of the Funds' shares to qualify for any incentives to the extent that such incentives may be prohibited by law. Amounts paid by HCMFA and/or the Underwriter to any broker-dealer or other financial intermediary in connection with the distribution of any shares of the Funds will count towards the maximum imposed by FINRA on underwriter compensation in connection with the public offering of securities. In addition, HCMFA may utilize its own resources to compensate the Underwriter for distribution or service activities on behalf of the Funds. These payments are not reflected in the "Annual Fund Operating Expenses" table for the Funds.

### **Distribution and Shareholder Service Fee Rates**

	All Funds except Highland Energy MLP Fund		Highland Energy MLP Fund		
	Distribution Fee	Service Fee	Distribution Fee	Service Fee	
Class A	0.00%*	0.25%*	Class A	0.10%**	0.25%
Class C	0.75%	0.25%	Class C	0.75%	0.25%
Class T***	0.00%*	0.25%*	Class T	N/A	N/A
Class Y	None	None	Class Y	None	None

\* Under the Funds' Plan, a Fund may pay up to 0.25% for distribution fees and/or shareholder servicing fees.

\*\* Currently, Highland Energy MLP Fund is not authorized by the Board to charge any distribution fees for Class A Shares, although the Board may authorize such payments at any time without shareholder approval.

\*\*\* Class T shares had not commenced operations as of February 1, 2018.

These distribution and service fees may be voluntarily reduced on a temporary basis for certain share classes, and may be returned to their stated levels, at any time, without prior notice.

## Net Asset Value (NAV)

---

The NAV per share of each class of shares of each Fund is calculated as of 4:00 p.m., Eastern Time, on each day that the NYSE is open for business, except on days on which regular trading on the NYSE is scheduled to close before 4:00 p.m., when each Fund calculates NAV as of the scheduled close of regular trading. The NYSE is open Monday through Friday, but currently is scheduled to be closed on New Year's Day, Dr. Martin Luther King, Jr. Day, Presidents' Day, Good Friday, Memorial Day, Independence Day, Labor Day, Thanksgiving Day and Christmas Day or on the preceding Friday or subsequent Monday when a holiday falls on a Saturday or Sunday, respectively.

The NAV per share of each class of shares of a Fund is computed by dividing the value of the Fund's net assets (*i.e.*, the value of its securities and other assets less its liabilities, including expenses payable or accrued but excluding capital stock and surplus) attributable to the class of shares by the total number of shares of the class outstanding at the time the determination is made. The price of a particular class of a Fund's shares for the purpose of purchase and redemption orders will be based upon the calculation of NAV per share of the Fund next made after the purchase or redemption order is received in good order. The value of a Fund's portfolio assets may change on days the Fund is closed and on which you are not able to purchase or sell your shares.

Each Fund's portfolio securities are valued in accordance with the Fund's valuation policies approved by the Board. The value of the Funds' investments is generally determined as follows:

- Portfolio securities for which market quotations are readily available are valued at their current market value.
- Foreign securities listed on foreign exchanges are valued based on quotations from the primary market in which they are traded and are translated from the local currency into U.S. dollars using current exchange rates. Foreign securities may trade on weekends or other days when a Fund does not calculate NAV. As a result, the market value of these investments may change on days when you cannot buy or redeem shares of a Fund.
- Investments by a Fund in any other mutual fund are valued at their respective NAVs as determined by those mutual funds each business day. The prospectuses for those mutual funds explain the circumstances under which those funds will use fair value pricing and the effects of using fair value pricing.
- All other portfolio securities, including derivatives and cases where market quotations are not readily available, or when the market price is determined to be

unreliable, are valued at fair value as determined in good faith pursuant to procedures established by the Board subject to approval or ratification by the Board at its next regularly scheduled quarterly meeting. Pursuant to the Funds' pricing procedures, securities for which market quotations are not readily available or for which the market price is determined to be unreliable, may include, but are not limited to, securities that are subject to legal or contractual restrictions on resale, securities for which no or limited trading activity has occurred for a period of time, or securities that are otherwise deemed to be illiquid (*i.e.*, securities that cannot be disposed of within seven days at approximately the price at which the security is currently priced by the Fund which holds the security). Market quotations may also be not "readily available" if a significant event occurs after the close of the principal exchange on which a portfolio security trades (but before the time for calculation of a Fund's NAV) if that event affects or is likely to affect (more than minimally) the NAV per share of a Fund. In determining the fair value price of a security, HCMFA may use a number of other methodologies, including those based on discounted cash flows, multiples, recovery rates, yield to maturity or discounts to public comparables.

- Fair value pricing involves judgments that are inherently subjective and inexact; as a result, there can be no assurance that fair value pricing will reflect actual market value, and it is possible that the fair value determined for a security will be materially different from the value that actually could be or is realized upon the sale of that asset.

### Additional Information Regarding Deferred Tax Liability and Deferred Tax Assets

In calculating the Highland Energy MLP Fund's daily NAV, the Fund will, among other things, account for its deferred tax liability and/or asset balances.

The Fund accrues, in accordance with generally accepted accounting principles, a deferred income tax liability balance at the currently effective statutory U.S. federal corporate income tax rate plus an assumed state and local income tax rate, for its future tax liability associated with the capital appreciation of its investments and the distributions received by the Fund on equity securities of MLPs considered to be return of capital and for any net operating income or gains. The Fund's current and deferred tax liability, if any, depends upon the Fund's net investment gains and losses and realized and unrealized gains and losses on investments and therefore may vary greatly from year to year and from day to day

## Net Asset Value (NAV)

---

depending on the nature of the Fund's investments, the performance of those investments and general market conditions. Any deferred tax liability balance reduces the Fund's NAV.

The Fund also accrues, in accordance with generally accepted accounting principles, a deferred tax asset balance which reflects an estimate of the Fund's future tax benefit associated with net operating losses, capital loss carryforwards and unrealized losses. Any deferred tax asset balance increases the Fund's NAV. To the extent the Fund has a deferred tax asset balance, the Fund assesses, in accordance with generally accepted accounting principles, whether a valuation allowance, which would offset the value of some or all of the Fund's deferred tax asset balance, is required. Pursuant to Financial Accounting Standards Board Accounting Standards Codification 740 (FASB ASC 740), the Fund assesses a valuation allowance to reduce some or all of the deferred tax asset balance if, based on the weight of all available evidence, both negative and positive, it is more likely than not that some or all of the deferred tax asset will not be realized. The Fund uses judgment in considering the relative impact of negative and positive evidence. The weight given to the potential effect of negative and positive evidence is commensurate with the extent to which such evidence can be objectively verified. The Fund's assessment considers, among other matters, the nature, frequency and severity of current and cumulative losses, forecasts of future profitability (which are dependent on, among other factors, future MLP cash distributions), the duration of statutory carryforward periods and the associated risk that operating loss and capital loss carryforwards may be limited or expire unused. However, this assessment generally may not consider the potential for market value increases with respect to the Fund's investments in equity securities of MLPs or any other securities or assets. Significant weight is given to the Fund's forecast of future taxable income, which is based on, among other factors, the expected continuation of MLP cash distributions at or near current levels. Consideration is also given to the effects of the potential for additional future realized and unrealized gains or losses on investments and the period over which deferred tax assets can be realized, as federal tax net operating loss carry forwards expire in twenty years (provided that net operating losses arising in taxable years ending after December 31, 2017 are not subject to expiration) and federal capital loss carry forwards expire in five years for regular C Corporations. Recovery of a deferred tax asset is dependent on continued payment of the MLP cash distributions at or near current levels in the future and the resultant generation of taxable income. The Fund assesses whether a valuation allowance is required to offset some or all of any deferred tax asset in connection with the

calculation of the Fund's NAV per share each day; however, to the extent the final valuation allowance differs from the estimates the Fund used in calculating the Fund's daily NAV, the application of such final valuation allowance could have a material impact on the Fund's NAV.

The Fund's deferred tax asset and/or liability balances are estimated using estimates of effective tax rates expected to apply to taxable income in the years such balances are realized. The Fund relies to some extent on information provided by MLPs in determining the extent to which distributions received from MLPs constitute a return of capital, which information may not be provided to the Fund on a timely basis, in order to estimate the Fund's deferred tax liability and/or asset balances for purposes of financial statement reporting and determining its NAV. If such information is not received from such MLPs on a timely basis, the Fund estimates the extent to which distributions received from MLPs constitute a return of capital based on average historical tax characterization of distributions made by MLPs. Average historical tax characterization of distributions is determined by reference to historical data, if available, specific to each MLP in which the Fund invests; when no such data are available, the Fund generally relies on industry-wide data. The Fund's estimates regarding its deferred tax liability and/or asset balances are made in good faith; however, the daily estimate of the Fund's deferred tax liability and/or asset balances used to calculate the Fund's NAV could vary dramatically from the Fund's actual tax liability. Actual income tax expense, if any, will be incurred over many years, depending on if and when investment gains and losses are realized, the then-current basis of the Fund's assets, the amount of time the Fund holds a particular MLP investment, the composition of the Fund's portfolio and other factors. As a result, the determination of the Fund's actual tax liability may have a material impact on the Fund's NAV. The Fund's daily NAV calculation is based on then current estimates and assumptions regarding the Fund's deferred tax liability and/or asset balances and any applicable valuation allowance, based on all information available to the Fund at such time. From time to time, the Fund may modify its estimates or assumptions regarding its deferred tax liability and/or asset balances and any applicable valuation allowance as new information becomes available. Modifications of the Fund's estimates or assumptions regarding its deferred tax liability and/or asset balances and any applicable valuation allowance, changes in generally accepted accounting principles or related guidance or interpretations thereof, limitations imposed on net operating and capital losses (if any) and changes in applicable tax law could result in increases or decreases in the Fund's NAV per share, which could be material.

### Dividends and Other Distributions (Funds Other Than Highland Energy MLP Fund)

The Funds declare and pay dividends of their net investment income and any net realized capital gains according to the schedule below. Unless you instruct a Fund to pay dividends of net investment income and dividends of net realized capital gains to you in a check mailed to you, they will automatically be reinvested in your account. There are no fees or charges to reinvest dividends or other distributions. Dividends are generally taxable to you in the manner described below even if they are reinvested in additional shares of the Funds.

The Funds are generally subject to a 4% excise tax on net investment income and net realized capital gains that are not distributed on a calendar-year basis. To avoid this tax or Fund-level U.S. federal income taxes, the Funds may pay dividends of net investment income and net realized capital gains more frequently than shown in the schedule below. See "Taxation" below.

Fund	Distribution Schedule
Highland Premier Growth Equity Fund Highland Small-Cap Equity Fund Highland Total Return Fund	<ul style="list-style-type: none"> <li>Dividends of investment income are typically declared and paid annually.</li> <li>Short-term and long-term capital gains, if any, are typically declared and paid annually.</li> </ul>
Highland Global Allocation Fund	<ul style="list-style-type: none"> <li>Dividends of investment income are typically declared and paid quarterly.</li> <li>Short-term and long-term capital gains, if any, are typically declared and paid annually.</li> </ul>
Highland Fixed Income Fund Highland-First Foundation Income Fund Highland Tax-Exempt Fund	<ul style="list-style-type: none"> <li>Dividends of investment income are declared daily and paid monthly.</li> <li>Short-term and long-term capital gains, if any, are typically declared and paid annually.</li> </ul>

### Dividends and Other Distributions (Highland Energy MLP Fund)

The Fund intends to make quarterly cash distributions of all or substantially all cash distributions the Fund receives from MLP investments, after allowance for any fund-level taxes, to its shareholders.

Due to the tax treatment of the Fund's allocations and distributions from MLPs (as discussed in "Taxation" below), HCMFA expects that a significant portion of the Fund's distributions to shareholders will typically be treated as a return of capital in the hands of shareholders for U.S. federal income tax purposes (*i.e.*, as distributions in excess of the Fund's current and accumulated earnings and profits as described below). However, no assurance can be given in this regard; just as the Fund's corporate income tax liability can

fluctuate materially from year to year, the extent to which the Fund is able to make return-of-capital distributions also can vary materially from year to year depending on a number of different factors, including the composition of the Fund's portfolio (*i.e.*, as between MLP equity securities and other investments), the level of allocations of net income and other tax items for the Fund from its underlying MLP investments during a particular taxable year, the length of time the Fund has owned the MLP equity securities in its portfolio, and the extent to which the Fund disposes of MLP equity securities during a particular year, including, if necessary, to meet Fund shareholder redemption requests.

In general, a distribution will constitute a return of capital to a shareholder, rather than a dividend, to the extent such distribution exceeds the Fund's current and accumulated earnings and profits. The portion of any distribution treated as a return of capital will constitute a tax-free return of capital to the extent of the shareholder's basis in its Fund shares and thereafter generally will be taxable to the shareholder as capital gain. Any such distribution, in turn, will result in a reduction in a shareholder's basis in the Fund's shares (but not below zero) to the extent of the return of capital, and, when the shareholder later sells shares of the Fund, in the shareholder's recognizing more gain or less loss, potentially increasing the shareholder's tax liability. To permit the Fund to maintain a more stable distribution rate, the Fund may distribute less or more than the entire amount of cash it receives from its investments in a particular period. Any undistributed cash would be available to supplement future distributions, and until distributed would add to the Fund's net asset value. Correspondingly, once distributed, such amounts reduce the Fund's net asset value. In addition, in the discretion of the Fund, the Fund may determine not to make distributions at one or more times during the year, including by reason of potential adverse tax consequences to shareholders. See "Taxation -- Highland Energy MLP Fund" below.

Unless you instruct the Fund to pay distributions to you in a check mailed to you, they will automatically be reinvested in your account. There are no fees or charges to reinvest dividends or distributions in excess of the Fund's earnings and profits. Distributions that are reinvested in additional shares of the Fund are generally treated in the same manner for U.S. federal income tax purposes as comparable cash dividends or distributions. See "Taxation -- Highland Energy MLP Fund" below.

### Taxation

The following discussion is a summary of some of the important U.S. federal income tax considerations generally applicable to an investment in a Fund. Your investment may have other tax implications. The discussion reflects provisions

## Taxation

---

of the Code, existing Treasury regulations, rulings published by the IRS, and other applicable authorities, as of the date of this Prospectus. These authorities may be changed, possibly with retroactive effect, or subject to new legislative, administrative or judicial interpretations. No attempt is made to present a detailed explanation of all U.S. federal, state, local and foreign tax law concerns affecting the Funds and their shareholders, or to address all aspects of taxation that may apply to individual shareholders or to specific types of shareholders, such as foreign persons, that may qualify for special treatment under U.S. federal income tax laws. The discussion set forth herein does not constitute tax advice. Please consult your tax advisor about foreign, federal, state, local or other tax laws applicable to you in light of your particular circumstances. For more information, including for a summary of certain tax consequences to foreign investors of investing in a Fund, please see “Income Tax Considerations” in the SAI.

### All Funds Other Than Highland Energy MLP Fund

#### Taxation of the Funds

Each Fund has elected to be treated and intends to qualify annually for treatment as a regulated investment company (a “RIC”) under Subchapter M of the Code, including by complying with the applicable qualifying income and diversification requirements. If a Fund so qualifies and satisfies certain distribution requirements, the Fund generally will not be subject to U.S. federal income tax on income and gains that the Fund distributes to its shareholders in a timely manner in the form of dividends, including capital gain dividends (as defined below). As described in “Dividends and Other Distributions (Funds Other Than Highland Energy MLP Fund)” above, each Fund intends to distribute at least annually all or substantially all of its net investment income and net realized capital gains. A Fund will be subject to a Fund-level income tax at regular corporate income tax rates on any taxable income or gains that it does not distribute to its shareholders.

Amounts not distributed on a timely basis in accordance with a calendar year distribution requirement will be subject to a nondeductible 4% U.S. federal excise tax at the Fund level. To avoid the tax, a Fund must distribute during each calendar year an amount at least equal to the sum of (i) 98% of its ordinary income (not taking into account any capital gains or losses) for the calendar year, (ii) 98.2% of its capital gains in excess of its capital losses (adjusted for certain ordinary losses) for a one-year period ending on October 31 of the calendar year, and (iii) any undistributed amounts described in (i) and (ii) above from the prior year on which the Fund paid no U.S. federal income tax. While each Fund intends to distribute any income and capital gain in the manner necessary to minimize imposition of the 4% U.S. federal

excise tax, there can be no assurance that sufficient amounts of a Fund’s taxable income and capital gain will be distributed to avoid entirely the imposition of the tax. In that event, a Fund will be liable for the excise tax only on the amount by which it does not meet the foregoing distribution requirement.

Additionally, if for any taxable year a Fund were not to qualify as a RIC, and were ineligible to or otherwise did not cure such failure, all of its taxable income and gain would be subject to a Fund-level tax at regular corporate income tax rates without any deduction for distributions to shareholders. This treatment would reduce the Fund’s net income available for investment or distribution to its shareholders. In addition, all distributions from earnings and profits, including any net long-term capital gains and, in the case of Highland Tax-Exempt Fund, exempt interest dividends, would be taxable to shareholders as ordinary income. Some portions of such distributions might be eligible for the dividends-received deduction in the case of corporate shareholders or to be treated as “qualified dividend income” in the case of individual shareholders. The Fund also could be required to recognize unrealized gains, pay substantial taxes and interest and make substantial distributions before requalifying as a RIC that is accorded special tax treatment.

The tax rules applicable to certain derivative instruments, as well as certain ETNs, in which a Fund may invest are uncertain under current law, including the provisions applicable to RICs under Subchapter M of the Code. For instance, the timing and character of income or gains arising from ETNs can be uncertain, including for purposes of the RIC qualification requirements under Subchapter M. Accordingly, while each Fund intends to account for such transactions in a manner it deems to be appropriate, an adverse determination or future guidance by the IRS with respect to one or more of these rules (which determination or guidance could be retroactive) may adversely affect a Fund’s ability to meet one or more of the relevant requirements to maintain its qualification as a RIC, as well as to avoid Fund-level taxes.

Certain of a Fund’s investment practices, including entering into futures, options and other derivative transactions, short sales, and its hedging activities, generally, as well as a Fund’s investments in certain types of securities, including certain preferred stock, debt obligations issued or purchased at a discount, foreign debt securities, and securities of REITs may be subject to special and complex U.S. federal income tax provisions that may, among other things: (i) disallow, suspend or otherwise limit the allowance of certain losses or deductions; (ii) convert lower taxed long-term capital gain or “qualified dividend income” into higher taxed short-term capital gain or ordinary income; (iii) accelerate the recognition of income; (iv) convert short-term losses into long-term losses; (v) cause the Fund to recognize income or



gain without a corresponding receipt of cash; (vi) adversely affect the time as to when a purchase or sale of stock or other securities is deemed to occur; (vii) cause adjustments in the holding periods of the Fund's securities; or (viii) otherwise adversely alter the characterization of certain complex financial transactions. These U.S. federal income tax provisions could therefore affect the amount, timing and/or character of distributions to Fund shareholders. Each Fund intends to monitor its transactions, may make certain tax elections, and may be required to, among other things, dispose of securities (including at a time when it is not advantageous to do so) to mitigate the effect of these provisions, prevent the Fund's disqualification as a RIC, or avoid incurring Fund-level U.S. federal income and/or excise tax. Each Fund intends to monitor its transactions, may make certain tax elections, and may be required to, among other things, dispose of securities (including at a time when it is not advantageous to do so) to mitigate the effect of these provisions, prevent the Fund's disqualification as a RIC, or avoid incurring Fund-level U.S. federal income and/or excise tax. A Fund's investments in certain derivative instruments and certain commodity-related investments, including ETFs and ETNs providing exposure to a single commodity or a commodities index, are or may be limited by its intention to qualify as a RIC, and, in certain cases, may adversely affect the Fund's ability to qualify as a RIC in a particular year.

Interest and other income, as well as gain or proceeds received by a Fund from investments in foreign securities may be subject to withholding and other taxes imposed by foreign countries on dividends, interest, capital gains or other income or proceeds. Tax treaties between the U.S. and other countries may reduce or eliminate such taxes. Foreign withholding and other taxes paid by a Fund will reduce the return from the Fund's investments to the extent that the Fund is unable to claim foreign tax credits in respect of such taxes. Under some circumstances, a Fund may be eligible to make a special election that generally will require you to include in income your share of any foreign income taxes paid by the Fund or by certain underlying investment companies in which the Fund invests. You may be able either to deduct this amount from your income or claim it as a foreign tax credit. There is no assurance that a Fund will make this special election for a taxable year even if it is eligible to do so.

Some of the Funds may have high portfolio turnover during a year. High portfolio turnover can cause a Fund to realize greater amounts of short-term capital gains or other income than in the absence of such turnover and these amounts will generally be taxable to shareholders as ordinary income when distributed to them. As noted above, a Fund is generally required to distribute such additional income to its shareholders in respect of each taxable year.

#### **Federal Income Taxation of Shareholders of the Funds**

*Taxation of Distributions.* Distributions paid to you by a Fund from net capital gain realized by the Fund (that is, the excess of any net long-term capital gain over net short-term capital loss, in each case determined with reference to any loss carryforwards) that the Fund properly reports as capital gain dividends ("capital gain dividends") generally are treated as long-term capital gain includible in net capital gain and taxable to individuals at reduced rates, regardless of how long you have held your shares. Distributions of investment income reported by a Fund as derived from "qualified dividend income" will be taxed in the hands of individuals at the rates applicable to net capital gains, provided holding periods and other requirements are met at both the shareholder and Fund level. All other dividends paid to you by a Fund (including dividends from short-term capital gain (that is, the excess of any net short-term capital gain over any net long-term capital loss)) from its current or accumulated earnings and profits, other than exempt-interest dividends (described below), generally are taxable to you as ordinary income. Corporations are taxed at the same rate on ordinary income as on capital gains. The Fixed Income Fund and Tax-Exempt Fund generally do not expect a significant portion of their distributions to qualify as qualified dividend income.

*Medicare Tax.* A 3.8% Medicare contribution tax is imposed on the net investment income of certain individuals, trusts and estates to the extent their income exceeds certain threshold amounts. Net investment income generally includes for this purpose dividends paid by a Fund, including any capital gain dividends but excluding any exempt-interest dividends, and net gains recognized on the taxable sale, redemption or exchange of shares of a Fund. Shareholders are advised to consult their tax advisors regarding the possible implications of this additional tax on their investment in a Fund.

Dividends that the Highland Tax-Exempt Fund properly reports to you as "exempt-interest dividends" are generally not subject to federal income taxation, but may be subject to state and local taxes. The Fund generally intends to distribute primarily exempt-interest dividends that are also exempt from the federal alternative minimum tax. Distributions derived from other sources, including gains on the sale of municipal obligations, generally will be taxable to you as ordinary income or as long-term capital gain. If you receive social security or railroad retirement benefits, you should consult your tax advisor to determine what effect, if any, an investment in the Highland Tax-Exempt Fund may have on the federal taxation of your benefits.

If, for any taxable year, a Fund's total distributions exceed both its current earnings and profits and accumulated earnings and profits, the excess will generally be treated as a tax-free return of capital up to the amount of your tax basis in the shares. The amount treated as a tax-free return of capital

## Taxation

---

will reduce your tax basis in the shares, thereby increasing your potential gain or reducing your potential loss on a subsequent sale of the shares. Any amounts distributed to you in excess of your tax basis in the shares will be taxable to you as capital gain (assuming the shares are held as a capital asset).

Dividends and other taxable distributions are taxable to you as described herein, whether received in cash or reinvested in additional shares of a Fund. Dividends and other distributions paid by a Fund generally are treated as received by you at the time the dividend or distribution is made. If, however, a Fund pays you a dividend in January that was declared in the previous October, November or December and you were a shareholder of record on a specified record date in one of those months, then such dividend will be treated for tax purposes as having been paid by the Fund and received by you on December 31 of the year in which the dividend was declared.

The price of shares purchased at any time may reflect the amount of a forthcoming dividend or other distribution. If you purchase shares just prior to a distribution (other than a distribution of exempt-interest dividends or of net investment income that a Fund declares daily (see “Dividends and Other Distributions (Funds Other Than Highland MLP Fund)” above), you will receive a distribution that will be taxable to you even though it represents in part a return of your invested capital.

Each Fund (or, if Fund shares are purchased through a Financial Advisor, the Financial Advisor) will send you information after the end of each calendar year setting forth the amount and tax status of any dividends or other distributions paid to you by the Fund. Dividends and other distributions may also be subject to state, local and other taxes.

**Taxation of Sales, Exchanges and Redemptions.** If you sell, exchange or otherwise dispose of any of your shares of a Fund (including (i) exchanging them for shares of another eligible fund (but not for shares of another class of the same Fund in a Same-Fund Exchange) as described in “Exchange of Shares” above or (ii) through a redemption) you will generally recognize a gain or loss in an amount equal to the difference between your tax basis in such shares of the Fund and the amount you receive upon disposition of such shares. If you hold your shares as capital assets, any such gain or loss will be long-term capital gain or loss if you have held (or are treated as having held) such shares for more than one year at the time of sale. All or a portion of any loss you realize on a taxable sale or exchange of your shares of a Fund will be disallowed if you acquire other shares of the same Fund (whether through the automatic reinvestment of dividends or

otherwise) within a 61-day period beginning 30 days before and ending 30 days after your sale or exchange of the shares. In such case, the basis of the shares acquired will be adjusted to reflect the disallowed loss.

In addition, any loss realized upon a taxable sale or exchange of Fund shares held (or deemed held) by you for six months or less will be treated as long-term, rather than short-term, to the extent of any capital gain dividends received (or deemed received) by you with respect to those shares. In addition, any loss realized upon a taxable disposition of shares of the Highland Tax-Exempt Fund held by a shareholder for six months or less may be disallowed, to the extent of certain exempt-interest dividends received by the shareholder with respect to those shares. This loss disallowance rule does not apply with respect to a regular exempt-interest dividend paid by the Fund if, as currently expected, the Fund declares substantially all of its net tax-exempt income as exempt-interest dividends on a daily basis and pays such dividends on at least a monthly basis.

**Backup Withholding and Information Reporting.** A Fund (or, if Fund shares are purchased through a Financial Advisor, the Financial Advisor) may be required to withhold, for U.S. federal backup withholding tax purposes, a portion of the dividends, distributions and redemption proceeds payable to you if: (i) you fail to provide the Fund (or Financial Advisor) with your correct taxpayer identification number (in the case of an individual, generally, such individual’s social security number) or to make the required certification; or (ii) the Fund (or Financial Advisor) has been notified by the IRS that you are subject to backup withholding. Certain shareholders are exempt from backup withholding. Backup withholding is not an additional tax and any amount withheld may be refunded or credited against your U.S. federal income tax liability, if any, provided that you furnish the required information to the IRS.

### Highland Energy MLP Fund

#### Taxation of the Fund

***The Fund is taxable as a regular corporation, or a “C” corporation, for U.S. federal income tax purposes and thus will pay entity-level taxes as described below.***

The Fund was formed in 2011 as a regulated investment company under the Code, as amended. It adopted its current investing strategy during its taxable year that began in October 2012. Because the Fund invests and intends to invest primarily in MLPs, it no longer qualifies for treatment as a regulated investment company, and has not so qualified since 2012. Instead, the Fund is treated as a C corporation.

As a C corporation, the Fund is generally subject to U.S. federal income tax on its taxable income at the rates applicable to regular C corporations. Such taxable income

generally includes, among other items, all of the Fund's net income and gains from its investments, less Fund expenses. For the Fund's taxable years beginning on or before December 31, 2017, the Fund is subject to a 20% alternative minimum tax on its alternative minimum taxable income to the extent, if any, that the alternative minimum tax exceeds the Fund's regular income tax liability, as described further below. The Fund's payment of corporate income tax or alternative minimum tax could materially reduce the amount of cash available for the Fund to make distributions on Fund shares. In addition, distributions to Fund shareholders will be taxed under U.S. federal income tax laws applicable to corporate distributions, as described further below, and thus the Fund's income will be subject to two layers of taxation.

As a regular C corporation, the Fund is also subject to state income tax on its taxable income, and may also be subject to state franchise tax or local or foreign taxes.

For information about the potential effects of deferred income tax liabilities and/or asset balances on the calculation of the Fund's net asset value, see "Additional Information Regarding Deferred Tax Liability" above.

As described above, the Fund has invested and intends to continue to invest a substantial portion of its assets in equity securities of MLPs. MLPs are generally characterized as "publicly traded partnerships" for U.S. federal income tax purposes because MLPs are typically organized as limited partnerships or limited liability companies that are publicly traded. The Fund invests primarily in MLPs that are taxed as partnerships for U.S. federal income tax purposes, and references in this discussion to MLPs include only MLPs that are so taxed. There is a risk that one or more MLPs in which the Fund invests would be treated as corporations for U.S. federal income tax purposes. If any of the MLPs in which the Fund invests were treated as corporations for U.S. federal income tax purposes, such MLPs would be required to pay U.S. federal income tax on their taxable income and the after-tax return to the Fund with respect to its investment in such MLPs could be significantly reduced.

A cash distribution from an MLP is treated as a tax-free return of capital to the extent of the Fund's tax basis in its MLP interest and as gain from the sale or exchange of the MLP interest to the extent the distribution exceeds the Fund's tax basis in its MLP interest. Based upon a review of the historic results of the type of MLPs in which the Fund intends to invest, HCMFA expects that from time to time the cash distributions it will receive with respect to its investments in equity securities of MLPs will exceed the taxable income allocated to the Fund from such MLPs. No assurance can be given that this result will be obtained. If this expectation is not realized, the Fund will generally have a larger corporate income tax expense than expected, which could result in less

cash available to distribute to shareholders and a higher percentage of its distributions in a taxable year constituting dividends in the hands of Fund shareholders, as described below. In particular, the accelerated deductions available in respect of an MLP's activities may cause the Fund to realize taxable income in excess of its cash flow from, or its economic gain on the disposition of, such MLP securities.

The Fund is subject to U.S. federal income tax at the regular corporate tax rates on any income or gain recognized by the Fund on any sale of equity securities of an MLP. Cash distributions from an MLP to a Fund that exceed the taxable income allocated to such Fund from such MLP will reduce the Fund's adjusted tax basis in the equity securities of the MLP. These reductions in such Fund's adjusted tax basis in the MLP equity securities will increase the amount of income or gain (or decrease the amount of loss) recognized by the Fund on a subsequent sale of the securities. From time to time, the Fund may be required to sell MLP securities to meet shareholder redemption requests, in which case it could recognize significant income or gains, which would generally result in federal and state income taxes imposed at the Fund-level and decrease cash available for distribution to shareholders.

Investments in securities other than MLP equity securities may well generate current taxable income to the Fund on which it will currently be required to pay income taxes, thus potentially reducing the amount of cash available for distribution to the Fund shareholders, the amount of distributions treated as a return of capital in the hands of Fund shareholders, and the Fund's share value.

Any investment by the Fund in foreign securities may be subject to withholding or other taxes imposed by foreign countries on dividends, interest, or capital gains. Tax treaties between the U.S. and other countries may reduce or eliminate such taxes. Foreign taxes paid by the Fund may reduce the return from the Fund's investments to the extent that the Fund is unable to claim foreign tax credits in respect of such taxes.

#### **Federal Income Taxation of Shareholders of the Fund**

*Taxation of Distributions.* Distributions by the Fund in respect of Fund shares (other than, in general, distributions paid in redemption of Fund shares, as described below) will be taxable to a Fund shareholder as dividend income to the extent the distributions are paid out of the Fund's current or accumulated earnings and profits, as determined under U.S. federal income tax principles. Dividend income is generally taxable to shareholders as ordinary income. However, subject to certain holding period and other requirements, such dividend income will generally be eligible for the dividends-received deduction in the case of corporate Fund shareholders and will generally be treated as "qualified

## Taxation

---

dividend income” eligible for taxation at net capital gain rates for non-corporate Fund shareholders (including individuals). Corporations are currently taxed at the same rate on ordinary income as on capital gains. Net capital gain rates are currently lower than ordinary income tax rates for individuals.

To the extent that the amount of any distribution exceeds the Fund’s current and accumulated earnings and profits for a taxable year, as determined under U.S. federal income tax principles, the distribution will first be treated as a tax-free return of capital, causing a reduction in the adjusted basis of Fund shares (but not below zero), thereby increasing the amount of gain, or decreasing the amount of loss, to be recognized by a Fund shareholder on a subsequent disposition of the Fund shares; the balance in excess of adjusted basis will be taxed as capital gain. Any such capital gain will be long-term capital gain includible in net capital gain if such Fund shareholder has held the applicable Fund shares for more than one year.

Distributions are taxable as described herein whether shareholders receive them in cash or reinvest them in additional shares. The price of shares purchased at any time may reflect the amount of a forthcoming dividend or other distribution. If you purchase shares just prior to a dividend, you may receive a distribution that is taxable to you as an ordinary dividend even though it represents in part a return of your invested capital.

*Taxation of Sales, Exchanges and Redemptions.* If you sell, exchange, or otherwise dispose of any of your shares of the Fund (including through a redemption that is treated as a sale or exchange for U.S. federal income tax purposes), you will generally recognize a gain or loss in an amount equal to the difference between your adjusted tax basis in such shares of the Fund and the amount you receive upon disposition of such shares. Generally, a Fund shareholder’s adjusted tax basis in the Fund shares will be equal to the cost of the holder’s Fund shares, increased by distributions that are reinvested in additional shares of the Fund and reduced (but not below zero) by adjustments for distributions paid by the Fund in excess of its earnings and profits (*i.e.*, returns of capital). If you hold your shares as capital assets, any such gain or loss will be long-term capital gain or loss if you have held (or are treated as having held) such shares for more than one year at the time of sale. All or a portion of any loss you realize on a taxable sale or exchange of your shares of the Fund will be disallowed if you acquire other shares of the Fund (whether through the automatic reinvestment of dividends or otherwise) within a 61-day period beginning 30 days before and ending 30 days after your sale or exchange of the shares. In such case, the basis of the shares acquired will be adjusted to reflect the disallowed loss.

The Fund generally expects redemptions of Fund shares to be treated as sales or exchanges for U.S. federal income tax purposes. For information about rules under which certain redemptions could instead be treated as distributions for U.S. federal income tax purposes taxable to the redeeming shareholder as dividend income, see the “Income Tax Considerations” section of the SAI.

*Medicare Tax.* A 3.8% Medicare contribution tax is imposed on the “net investment income” of certain individuals, trusts and estates to the extent their income exceeds certain threshold amounts. Net investment income generally includes for this purpose dividends paid by the Fund, and net capital gains recognized on the taxable sale, redemption or exchange of shares of the Fund or on distributions by the Fund in excess of both the Fund’s current and accumulated earnings and profits and the applicable shareholder’s basis in its Fund shares. Shareholders are advised to consult their tax advisors regarding the possible implications of this additional tax on their investment in the Fund.

*Backup Withholding and Information Reporting.* The Fund (or, if Fund shares are purchased through a Financial Advisor, a Financial Advisor) may be required to withhold, for U.S. federal backup withholding tax purposes, a portion of the dividends, distributions and redemption proceeds payable to you if: (i) you fail to provide the Fund (or Financial Advisor) with your correct taxpayer identification number (in the case of an individual, generally, such individual’s social security number) or to make the required certification; or (ii) the Fund (or Financial Advisor) has been notified by the IRS that you are subject to backup withholding. Certain shareholders are exempt from backup withholding. Backup withholding is not an additional tax and any amount withheld may be refunded or credited against your U.S. federal income tax liability, if any, provided that you furnish the required information to the IRS.

The Fund will send you information after the end of each calendar year setting forth the amount and tax status of any dividends or other distributions paid to you by the Fund. Dividends and other distributions may also be subject to state, local and other taxes. In certain cases, the Fund may be required to amend tax information reported to shareholders in respect of a particular year. In this event, shareholders may be required to file amended U.S. federal income or other tax returns in respect of such amended information and pay additional taxes (including potentially interest and penalties), and may incur other related costs. Shareholders should consult their tax advisers in this regard.

Also, to the extent you redeem, exchange or otherwise dispose of your shares during the calendar year, the Fund will provide you with cost basis and certain related information



after the end of that calendar year in respect of that redemption, exchange or other disposition, as described above in "Cost Basis Reporting."

*Investment by Tax-Exempt Investors and RICs.*

The Fund serves to "block" (that is, prevent the attribution to shareholders of) unrelated business taxable income ("UBTI") from being realized by tax-exempt shareholders, including employee benefit plans and individual retirement plans. Notwithstanding this "blocking" effect, a tax-exempt shareholder could realize UBTI by virtue of its investment in the Fund if shares in the Fund constitute debt-financed property in the hands of the tax-exempt shareholder within the meaning of Code Section 514(b).

As explained above, a holder of Fund shares will not report on its federal income tax return any of the Fund's items of gross income, gain, loss and deduction. Instead, the shareholder will simply report income with respect to Fund distributions or gain with respect to the sale of Fund shares, both of which will constitute qualifying income for a RIC as dividends or gain on the sale of stock or securities. Finally, because the Fund is a regular C corporation and not a RIC for U.S. federal tax purposes, its shares will not constitute automatically diversified assets for purposes of the RIC asset diversification test, but rather will be subject to the limitations applied to other securities set forth in that test.

THE FOREGOING IS A GENERAL AND ABBREVIATED SUMMARY OF THE PROVISIONS OF THE CODE AND THE TREASURY REGULATIONS IN EFFECT AS THEY DIRECTLY GOVERN THE TAXATION OF THE FUND AND ITS SHAREHOLDERS. THESE

PROVISIONS ARE SUBJECT TO CHANGE BY LEGISLATIVE OR ADMINISTRATIVE ACTION, AND ANY SUCH CHANGE MAY BE RETROACTIVE. A MORE COMPLETE DISCUSSION OF THE TAX RULES APPLICABLE TO THE FUND CAN BE FOUND IN THE STATEMENT OF ADDITIONAL INFORMATION, WHICH IS INCORPORATED BY REFERENCE INTO THIS PROSPECTUS. SHAREHOLDERS ARE URGED TO CONSULT THEIR TAX ADVISERS REGARDING SPECIFIC QUESTIONS AS TO U.S. FEDERAL, STATE, LOCAL AND FOREIGN INCOME OR OTHER TAXES.

### **Financial Highlights**

The financial highlights tables that follow are intended to help you understand a Fund's financial performance for the last five (or since inception) fiscal years or periods ended September 30. Because the Highland-First Foundation Income Fund had not commenced operations as of September 30, 2017, financial highlights are not available.

Certain information may reflect financial results for a single Fund share. The total returns in the table represent the rate that an investor would have earned or lost on an investment in the Fund (assuming reinvestment of all dividends and distributions). This information has been audited by KPMG LLP, the Funds' independent registered public accounting firm, whose reports, along with the Funds' financial statements, are included in the Funds' Annual Reports, which are incorporated by reference in the SAI and available upon request.



## Financial Highlights

### Highland Energy MLP Fund, Class A

Selected data for a share outstanding throughout each period is as follows:

	For the Years Ended September 30,				
	2017	2016	2015	2014	2013
<b>Net Asset Value, Beginning of Period</b>	\$ 4.94	\$ 6.58	\$ 12.17	\$10.32	\$10.98
<b>Income from Investment Operations:</b>					
Net investment loss <sup>(a)</sup>	(0.21)	(0.11)	(0.12)	(0.13)	(0.08)
Net realized and unrealized gain/(loss)	(0.27)	(1.03)	(4.94)	2.52	1.06
Total income from investment operations	(0.48)	(1.14)	(5.06)	2.39	0.98
<b>Less Distributions Declared to Shareholders:</b>					
From net investment income	—	—	—	(0.09)	(1.32)
From return of capital	(0.45)	(0.50)	(0.53)	(0.45)	(0.32)
Total distributions declared to shareholders	(0.45)	(0.50)	(0.53)	(0.54)	(1.64)
<b>Net Asset Value, End of Period<sup>(b)</sup></b>	\$ 4.01	\$ 4.94	\$ 6.58	\$12.17	\$10.32
Total Return <sup>(b)(c)</sup>	(10.35)%	(15.98)%	(43.12)%	23.83%	10.07%
<b>Ratios to Average Net Assets<sup>(d)</sup>:</b>					
Net assets, end of period (in 000's)	\$ 3,100	\$ 5,875	\$ 9,575	\$2,758	\$ 38
Gross operating expenses <sup>(e)(f)</sup>	6.31%	10.23%	(7.83)%	10.60%	26.30%
Net investment income/(loss), net of income taxes <sup>(f)</sup>	(3.89)%	(7.18)%	8.76%	(8.65)%	(0.74)%
Portfolio turnover rate	8%	49%	33%	40%	177%

(a) Net investment income (loss) per share was calculated using average shares outstanding during the period.

(b) The Net Asset Value per share and total return have been calculated based on net assets which include adjustments made in accordance with U.S. Generally Accepted Accounting Principles required at period end for financial reporting purposes. These figures do not necessarily reflect the Net Asset Value per share or total return experienced by the shareholder at period end.

(c) Total return is at net asset value assuming all distributions are reinvested and no initial sales charge or CDSC. For periods with waivers/reimbursements, had the Fund's investment adviser not waived or reimbursed a portion of expenses, total return would have been lower.

(d) All ratios for the period have been annualized, unless otherwise indicated.

(e) Supplemental expense ratios are shown below:

	For the Years Ended September 30,				
	2017	2016	2015	2014	2013
Gross operating expenses excluding income tax expense/(benefit)	3.82%	4.01%	2.05%	3.02%	20.12%
Net operating expenses (net of waiver/reimbursement and excluding income tax expense/(benefit), if applicable, but gross of all other operating expenses)	2.35%	2.18%	1.65%	1.45%	1.24%
Interest expense and commitment fees	0.99%	0.79%	0.29%	—	—
Dividends and fees on securities sold short	—	—	—	—	—

(f) Calculation includes the impact of deferred tax expense/benefit.

## Financial Highlights

## Highland Energy MLP Fund, Class C

Selected data for a share outstanding throughout each period is as follows:

	For the Years Ended September 30,				
	2017	2016	2015	2014	2013
<b>Net Asset Value, Beginning of Period</b>	\$ 4.93	\$ 6.56	\$ 12.16	\$10.34	\$10.96
<b>Income from Investment Operations:</b>					
Net investment loss <sup>(a)</sup>	(0.24)	(0.14)	(0.19)	(0.20)	(0.18)
Net realized and unrealized gain/(loss)	(0.28)	(1.02)	(4.94)	2.52	1.10
Total income from investment operations	(0.52)	(1.16)	(5.13)	2.32	0.92
<b>Less Distributions Declared to Shareholders:</b>					
From net investment income	—	—	—	(0.08)	(1.22)
From return of capital	(0.42)	(0.47)	(0.47)	(0.42)	(0.32)
Total distributions declared to shareholders	(0.42)	(0.47)	(0.47)	(0.50)	(1.54)
<b>Net Asset Value, End of Period<sup>(b)</sup></b>	\$ 3.99	\$ 4.93	\$ 6.56	\$12.16	\$10.34
Total Return <sup>(b)(c)</sup>	(11.26)%	(16.49)%	(43.55)%	23.02%	9.42%
<b>Ratios to Average Net Assets<sup>(d)</sup>:</b>					
Net assets, end of period (in 000's)	\$ 3,627	\$ 3,788	\$ 2,523	\$ 491	\$ 20
Gross operating expenses <sup>(e)(f)</sup>	7.06%	10.98%	(7.08)%	11.27%	26.79%
Net investment income/(loss), net of income taxes <sup>(f)</sup>	(4.60)%	(7.93)%	8.02%	(9.24)%	(1.68)%
Portfolio turnover rate	8%	49%	33%	40%	177%

(a) Net investment income (loss) per share was calculated using average shares outstanding during the period.

(b) The Net Asset Value per share and total return have been calculated based on net assets which include adjustments made in accordance with U.S. Generally Accepted Accounting Principles required at period end for financial reporting purposes. These figures do not necessarily reflect the Net Asset Value per share or total return experienced by the shareholder at period end.

(c) Total return is at net asset value assuming all distributions are reinvested and no initial sales charge or CDSC. For periods with waivers/reimbursements, had the Fund's investment adviser not waived or reimbursed a portion of expenses, total return would have been lower.

(d) All ratios for the period have been annualized, unless otherwise indicated.

(e) Supplemental expense ratios are shown below:

	For the Years Ended September 30,				
	2017	2016	2015	2014	2013
Gross operating expenses excluding income tax expense/(benefit)	4.57%	4.76%	2.80%	3.69%	20.61%
Net operating expenses (net of waiver/reimbursement and excluding income tax expense/(benefit), if applicable, but gross of all other operating expenses)	3.10%	2.93%	2.40%	2.10%	2.17%
Interest expense and commitment fees	0.99%	0.79%	0.29%	—	—
Dividends and fees on securities sold short	—	—	—	—	—

(f) Calculation includes the impact of deferred tax expense/benefit.

## Financial Highlights

### Highland Energy MLP Fund, Class Y

Selected data for a share outstanding throughout each period is as follows:

	For the Years Ended September 30,				
	2017	2016	2015	2014	2013
<b>Net Asset Value, Beginning of Period</b>	\$ 4.93	\$ 6.60	\$ 12.21	\$ 10.34	\$10.99
<b>Income from Investment Operations:</b>					
Net investment loss <sup>(a)</sup>	(0.19)	(0.10)	(0.09)	(0.08)	(0.07)
Net realized and unrealized gain/(loss)	(0.28)	(1.06)	(4.97)	2.52	1.11
Total income from investment operations	(0.47)	(1.16)	(5.06)	2.44	1.04
<b>Less Distributions Declared to Shareholders:</b>					
From net investment income	—	—	—	(0.09)	(1.37)
From return of capital	(0.47)	(0.51)	(0.55)	(0.48)	(0.32)
Total distributions declared to shareholders	(0.47)	(0.51)	(0.55)	(0.57)	(1.69)
<b>Net Asset Value, End of Period<sup>(b)</sup></b>	\$ 3.99	\$ 4.93	\$ 6.60	\$ 12.21	\$10.34
Total Return <sup>(b)(c)</sup>	(10.32)%	(16.14)%	(43.01)%	24.25%	10.62%
<b>Ratios to Average Net Assets<sup>(d)</sup>:</b>					
Net assets, end of period (in 000's)	\$20,729	\$25,870	\$28,707	\$29,741	\$3,392
Gross operating expenses <sup>(e)(f)</sup>	6.06%	9.98%	(8.08)%	10.26%	17.43%
Net investment income/(loss), net of income taxes <sup>(f)</sup>	(3.61)%	(6.93)%	9.01%	(8.68)%	(0.71)%
Portfolio turnover rate	8%	49%	33%	40%	177%

(a) Net investment income (loss) per share was calculated using average shares outstanding during the period.

(b) The Net Asset Value per share and total return have been calculated based on net assets which include adjustments made in accordance with U.S. Generally Accepted Accounting Principles required at period end for financial reporting purposes. These figures do not necessarily reflect the Net Asset Value per share or total return experienced by the shareholder at period end.

(c) Total return is at net asset value assuming all distributions are reinvested and no initial sales charge or CDSC. For periods with waivers/reimbursements, had the Fund's investment adviser not waived or reimbursed a portion of expenses, total return would have been lower.

(d) All ratios for the period have been annualized, unless otherwise indicated.

(e) Supplemental expense ratios are shown below:

	For the Years Ended September 30,				
	2017	2016	2015	2014	2013
Gross operating expenses excluding income tax expense/(benefit)	3.57%	3.76%	1.80%	2.68%	11.25%
Net operating expenses (net of waiver/reimbursement and excluding income tax expense/(benefit), if applicable, but gross of all other operating expenses)	2.10%	1.93%	1.40%	1.10%	1.20%
Interest expense and commitment fees	0.99%	0.79%	0.29%	—	—
Dividends and fees on securities sold short	—	—	—	—	—

(f) Calculation includes the impact of deferred tax expense/benefit.

## Financial Highlights

### Highland Premier Growth Equity Fund, Class A

Selected data for a share outstanding throughout each period is as follows:

	For the Years Ended September 30,				
	2017	2016	2015	2014	2013
<b>Net Asset Value, Beginning of Period</b>	\$ 34.45	\$ 32.32	\$ 34.99	\$ 31.22	\$ 26.13
<b>Income from Investment Operations:</b>					
Net investment income/(loss) <sup>(a)</sup>	(0.03)	0.02	0.04	0.06	0.11
Net realized and unrealized gain/(loss)	4.15	4.73	(0.25)	5.70	5.12
Total from investment operations	4.12	4.75	(0.21)	5.76	5.23
<b>Less Distributions Declared to Shareholders:</b>					
From net investment income	—	—	—	(0.04)	(0.14)
From net realized gains	(7.39)	(2.62)	(2.46)	(1.95)	—
Total distributions declared to shareholders	(7.39)	(2.62)	(2.46)	(1.99)	(0.14)
<b>Net Asset Value, End of Period<sup>(b)</sup></b>	\$ 31.18	\$ 34.45	\$ 32.32	\$ 34.99	\$ 31.22
Total Return <sup>(b)(c)</sup>	15.46%	14.84%	(1.10)%	19.08%	20.12%
<b>Ratios to Average Net Assets<sup>(d)</sup>:</b>					
Net assets, end of period (in 000's)	\$107,865	\$117,817	\$169,434	\$167,187	\$140,949
Gross operating expenses <sup>(e)</sup>	1.27%	1.28%	1.13%	1.16%	1.27%
Net investment income/(loss)	(0.10)%	0.07%	0.13%	0.17%	0.39%
Portfolio turnover rate	83%	77%	18%	20%	20%

(a) Net investment income (loss) per share was calculated using average shares outstanding during the period.

(b) The Net Asset Value per share and total return have been calculated based on net assets which include adjustments made in accordance with U.S. Generally Accepted Accounting Principles required at period end for financial reporting purposes. These figures do not necessarily reflect the Net Asset Value per share or total return experienced by the shareholder at period end.

(c) Total return is at net asset value assuming all distributions are reinvested and no initial sales charge or CDSC. For periods with waivers/reimbursements, had the Fund's investment adviser not waived or reimbursed a portion of expenses, total return would have been lower.

(d) All ratios for the period have been annualized, unless otherwise indicated.

(e) Supplemental expense ratios are shown below:

	For the Years Ended September 30,				
	2017	2016	2015	2014	2013
Net operating expenses (net of waiver/reimbursement, if applicable, but gross of all other operating expenses)	1.27% <sup>(f)</sup>	1.28%	1.13%	1.16%	1.25%
Interest expense and commitment fees	0.04%	0.04%	0.01%	—	—
Dividends and fees on securities sold short	—	0.03%	—	—	—

(f) Includes the reimbursement of prior period custodian out-of-pocket expenses that were communicated to the Fund in the current period. The amount of the reimbursement was immaterial on a per share basis.

## Financial Highlights

### Highland Premier Growth Equity Fund, Class C

Selected data for a share outstanding throughout each period is as follows:

	For the Years Ended September 30,				
	2017	2016	2015	2014	2013
<b>Net Asset Value, Beginning of Period</b>	\$ 27.85	\$ 26.76	\$ 29.57	\$ 26.82	\$ 22.50
<b>Income from Investment Operations:</b>					
Net investment loss <sup>(a)</sup>	(0.19)	(0.18)	(0.18)	(0.16)	(0.09)
Net realized and unrealized gain/(loss)	3.10	3.89	(0.17)	4.86	4.41
Total from investment operations	2.91	3.71	(0.35)	4.70	4.32
<b>Less Distributions Declared to Shareholders:</b>					
From net realized gains	(7.39)	(2.62)	(2.46)	(1.95)	—
Total distributions declared to shareholders	(7.39)	(2.62)	(2.46)	(1.95)	—
<b>Net Asset Value, End of Period<sup>(b)</sup></b>	\$ 23.37	\$ 27.85	\$ 26.76	\$ 29.57	\$ 26.82
Total Return <sup>(b)(c)</sup>	14.58%	13.98%	(1.82)%	18.21%	19.20%
<b>Ratios to Average Net Assets<sup>(d)</sup>:</b>					
Net assets, end of period (in 000's)	\$13,365	\$21,466	\$19,096	\$16,290	\$13,589
Gross operating expenses <sup>(e)</sup>	2.02%	2.03%	1.88%	1.91%	2.02%
Net investment income/(loss)	(0.84)%	(0.69)%	(0.63)%	(0.58)%	(0.37)%
Portfolio turnover rate	83%	77%	18%	20%	20%

<sup>(a)</sup> Net investment income (loss) per share was calculated using average shares outstanding during the period.

<sup>(b)</sup> The Net Asset Value per share and total return have been calculated based on net assets which include adjustments made in accordance with U.S. Generally Accepted Accounting Principles required at period end for financial reporting purposes. These figures do not necessarily reflect the Net Asset Value per share or total return experienced by the shareholder at period end.

<sup>(c)</sup> Total return is at net asset value assuming all distributions are reinvested and no initial sales charge or CDSC. For periods with waivers/reimbursements, had the Fund's investment adviser not waived or reimbursed a portion of expenses, total return would have been lower.

<sup>(d)</sup> All ratios for the period have been annualized, unless otherwise indicated.

<sup>(e)</sup> Supplemental expense ratios are shown below:

	For the Years Ended September 30,				
	2017	2016	2015	2014	2013
Net operating expenses (net of waiver/reimbursement, if applicable, but gross of all other operating expenses)	2.02% <sup>(f)</sup>	2.03%	1.88%	1.91%	2.00%
Interest expense and commitment fees	0.04%	0.05%	0.01%	—	—
Dividends and fees on securities sold short	—	0.04%	—	—	—

<sup>(f)</sup> Includes the reimbursement of prior period custodian out-of-pocket expenses that were communicated to the Fund in the current period. The amount of the reimbursement was immaterial on a per share basis.



## Financial Highlights

### Highland Premier Growth Equity Fund, Class Y

Selected data for a share outstanding throughout each period is as follows:

	For the Years Ended September 30,				
	2017	2016	2015	2014	2013
<b>Net Asset Value, Beginning of Period</b>	\$ 35.65	\$ 33.29	\$ 35.89	\$ 31.96	\$ 26.74
<b>Income from Investment Operations:</b>					
Net investment income <sup>(a)</sup>	0.04	0.10	0.14	0.14	0.18
Net realized and unrealized gain/(loss)	4.36	4.88	(0.28)	5.85	5.24
Total from investment operations	4.40	4.98	(0.14)	5.99	5.42
<b>Less Distributions Declared to Shareholders:</b>					
From net investment income	—	—	—	(0.11)	(0.20)
From net realized gains	(7.39)	(2.62)	(2.46)	(1.95)	—
Total distributions declared to shareholders	(7.39)	(2.62)	(2.46)	(2.06)	(0.20)
<b>Net Asset Value, End of Period<sup>(b)</sup></b>	\$ 32.66	\$ 35.65	\$ 33.29	\$ 35.89	\$ 31.96
Total Return <sup>(b)(c)</sup>	15.78%	15.12%	(0.87)%	19.40%	20.45%
<b>Ratios to Average Net Assets<sup>(d)</sup>:</b>					
Net assets, end of period (in 000's)	\$34,893	\$35,939	\$35,521	\$31,036	\$26,802
Gross operating expenses <sup>(e)</sup>	1.02%	1.03%	0.88%	0.91%	1.02%
Net investment income (loss)	0.14%	0.29%	0.38%	0.42%	0.64%
Portfolio turnover rate	83%	77%	18%	20%	20%

(a) Net investment income (loss) per share was calculated using average shares outstanding during the period.

(b) The Net Asset Value per share and total return have been calculated based on net assets which include adjustments made in accordance with U.S. Generally Accepted Accounting Principles required at period end for financial reporting purposes. These figures do not necessarily reflect the Net Asset Value per share or total return experienced by the shareholder at period end.

(c) Total return is at net asset value assuming all distributions are reinvested and no initial sales charge or CDSC. For periods with waivers/reimbursements, had the Fund's investment adviser not waived or reimbursed a portion of expenses, total return would have been lower.

(d) All ratios for the period have been annualized, unless otherwise indicated.

(e) Supplemental expense ratios are shown below:

	For the Years Ended September 30,				
	2017	2016	2015	2014	2013
Net operating expenses (net of waiver/reimbursement, if applicable, but gross of all other operating expenses)	1.02% <sup>(f)</sup>	1.03%	0.88%	0.91%	1.00%
Interest expense and commitment fees	0.04%	0.05%	0.01%	—	—
Dividends and fees on securities sold short	—	0.03%	—	—	—

(f) Includes the reimbursement of prior period custodian out-of-pocket expenses that were communicated to the Fund in the current period. The amount of the reimbursement was immaterial on a per share basis.

## Financial Highlights

### Highland Small-Cap Equity Fund, Class A

Selected data for a share outstanding throughout each period is as follows:

	For the Years Ended September 30,				
	2017	2016	2015	2014	2013
<b>Net Asset Value, Beginning of Period</b>	\$ 13.99	\$ 12.96	\$ 14.90	\$ 14.93	\$ 12.88
<b>Income from Investment Operations:</b>					
Net investment income/(loss) <sup>(a)</sup>	0.08	0.11	0.01	(0.04)	(0.06)
Net realized and unrealized gain/(loss)	1.86	2.80	(0.27)	1.07	3.07
Total from investment operations	1.94	2.91	(0.26)	1.03	3.01
<b>Less Distributions Declared to Shareholders:</b>					
From net investment income	(0.09)	—	—	—	—
From net realized gains	(0.61)	(1.88)	(1.68)	(1.06)	(0.96)
Total distributions declared to shareholders	(0.70)	(1.88)	(1.68)	(1.06)	(0.96)
<b>Net Asset Value, End of Period<sup>(b)</sup></b>	\$ 15.23	\$ 13.99	\$ 12.96	\$ 14.90	\$ 14.93
Total Return <sup>(b)(c)</sup>	14.53%	25.87%	(2.47)%	6.93%	25.36%
<b>Ratios to Average Net Assets<sup>(d)</sup>:</b>					
Net assets, end of period (in 000's)	\$43,663	\$35,935	\$29,765	\$33,598	\$35,882
Gross operating expenses <sup>(e)</sup>	2.00%	2.02%	1.67%	1.62%	1.91%
Net investment income/(loss)	0.55%	0.90%	0.04%	(0.27)%	(0.47)%
Portfolio turnover rate	84%	107%	70%	26%	64%

(a) Net investment income (loss) per share was calculated using average shares outstanding during the period.

(b) The Net Asset Value per share and total return have been calculated based on net assets which include adjustments made in accordance with U.S. Generally Accepted Accounting Principles required at period end for financial reporting purposes. These figures do not necessarily reflect the Net Asset Value per share or total return experienced by the shareholder at period end.

(c) Total return is at net asset value assuming all distributions are reinvested and no initial sales charge or CDSC. For periods with waivers/reimbursements, had the Fund's investment adviser not waived or reimbursed a portion of expenses, total return would have been lower.

(d) All ratios for the period have been annualized, unless otherwise indicated.

(e) Supplemental expense ratios are shown below:

	For the Years Ended September 30,				
	2017	2016	2015	2014	2013
Net operating expenses (net of waiver/reimbursement, if applicable, but gross of all other operating expenses)	1.60% <sup>(f)</sup>	1.40%	1.21%	1.49%	1.91%
Interest expense and commitment fees	0.18%	0.18%	0.01%	—	—
Dividends and fees on securities sold short	0.07%	—	—	—	—

(f) Includes the reimbursement of prior period custodian out-of-pocket expenses that were communicated to the Fund in the current period. The amount of the reimbursement was immaterial on a per share basis and did not impact the total return of the Fund. The Ratios of Gross Operating Expenses and Net Operating Expenses to Average Net Assets would be unchanged as the reimbursement of custodian fees was offset against current period expense waivers/reimbursements with no impact to net expenses or net investment income.

## Financial Highlights

### Highland Small-Cap Equity Fund, Class C

Selected data for a share outstanding throughout each period is as follows:

	For the Years Ended September 30,				
	2017	2016	2015	2014	2013
<b>Net Asset Value, Beginning of Period</b>	\$10.32	\$10.11	\$12.06	\$12.35	\$10.91
<b>Income from Investment Operations:</b>					
Net investment income/(loss) <sup>(a)</sup>	(0.02)	—	(0.08)	(0.13)	(0.16)
Net realized and unrealized gain/(loss)	1.35	2.09	(0.19)	0.90	2.56
Total from investment operations	1.33	2.09	(0.27)	0.77	2.40
<b>Less Distributions Declared to Shareholders:</b>					
From net investment income	(0.03)	—	—	—	—
From net realized gains	(0.61)	(1.88)	(1.68)	(1.06)	(0.96)
Total distributions declared to shareholders	(0.64)	(1.88)	(1.68)	(1.06)	(0.96)
<b>Net Asset Value, End of Period<sup>(b)</sup></b>	\$11.01	\$10.32	\$10.11	\$12.06	\$12.35
Total Return <sup>(b)(c)</sup>	13.73%	24.90%	(3.21)%	6.23%	24.39%
<b>Ratios to Average Net Assets<sup>(d)</sup>:</b>					
Net assets, end of period (in 000's)	\$5,131	\$3,185	\$2,872	\$3,213	\$3,480
Gross operating expenses <sup>(e)</sup>	2.76%	2.77%	2.42%	2.37%	2.66%
Net investment income/(loss)	(0.23)%	0.15%	(0.72)%	(1.01)%	(1.21)%
Portfolio turnover rate	84%	107%	70%	26%	64%

(a) Net investment income (loss) per share was calculated using average shares outstanding during the period.

(b) The Net Asset Value per share and total return have been calculated based on net assets which include adjustments made in accordance with U.S. Generally Accepted Accounting Principles required at period end for financial reporting purposes. These figures do not necessarily reflect the Net Asset Value per share or total return experienced by the shareholder at period end.

(c) Total return is at net asset value assuming all distributions are reinvested and no initial sales charge or CDSC. For periods with waivers/reimbursements, had the Fund's investment adviser not waived or reimbursed a portion of expenses, total return would have been lower.

(d) All ratios for the period have been annualized, unless otherwise indicated.

(e) Supplemental expense ratios are shown below:

	For the Years Ended September 30,				
	2017	2016	2015	2014	2013
Net operating expenses (net of waiver/reimbursement, if applicable, but gross of all other operating expenses)	2.36% <sup>(f)</sup>	2.15%	1.96%	2.23%	2.66%
Interest expense and commitment fees	0.19%	0.18%	0.01%	—	—
Dividends and fees on securities sold short	0.07%	—	—	—	—

(f) Includes the reimbursement of prior period custodian out-of-pocket expenses that were communicated to the Fund in the current period. The amount of the reimbursement was immaterial on a per share basis and did not impact the total return of the Fund. The Ratios of Gross Operating Expenses and Net Operating Expenses to Average Net Assets would be unchanged as the reimbursement of custodian fees was offset against current period expense waivers/reimbursements with no impact to net expenses or net investment income.

## Financial Highlights

### Highland Small-Cap Equity Fund, Class Y

Selected data for a share outstanding throughout each period is as follows:

	For the Years Ended September 30,				
	2017	2016	2015	2014	2013
<b>Net Asset Value, Beginning of Period</b>	\$ 15.16	\$13.86	\$15.79	\$15.72	\$13.48
<b>Income from Investment Operations:</b>					
Net investment income/(loss) <sup>(a)</sup>	0.12	0.18	0.04	—	(0.05)
Net realized and unrealized gain/(loss)	2.04	3.00	(0.29)	1.13	3.25
Total from investment operations	2.16	3.18	(0.25)	1.13	3.20
<b>Less Distributions Declared to Shareholders:</b>					
From net investment income	(0.12)	—	—	—	—
From net realized gains	(0.61)	(1.88)	(1.68)	(1.06)	(0.96)
Total distributions declared to shareholders	(0.73)	(1.88)	(1.68)	(1.06)	(0.96)
<b>Net Asset Value, End of Period<sup>(b)</sup></b>	\$ 16.59	\$15.16	\$13.86	\$15.79	\$15.72
Total Return <sup>(b)(c)</sup>	14.89%	26.17%	(2.25)%	7.24%	25.66%
<b>Ratios to Average Net Assets<sup>(d)</sup>:</b>					
Net assets, end of period (in 000's)	\$27,350	\$8,221	\$3,579	\$1,745	\$1,539
Gross operating expenses <sup>(e)</sup>	1.78%	1.77%	1.42%	1.37%	1.64%
Net investment income (loss)	0.72%	1.28%	0.28%	(0.01)%	(0.28)%
Portfolio turnover rate	84%	107%	70%	26%	64%

(a) Net investment income (loss) per share was calculated using average shares outstanding during the period.

(b) The Net Asset Value per share and total return have been calculated based on net assets which include adjustments made in accordance with U.S. Generally Accepted Accounting Principles required at period end for financial reporting purposes. These figures do not necessarily reflect the Net Asset Value per share or total return experienced by the shareholder at period end.

(c) Total return is at net asset value assuming all distributions are reinvested and no initial sales charge or CDSC. For periods with waivers/reimbursements, had the Fund's investment adviser not waived or reimbursed a portion of expenses, total return would have been lower.

(d) All ratios for the period have been annualized, unless otherwise indicated.

(e) Supplemental expense ratios are shown below:

	For the Years Ended September 30,				
	2017	2016	2015	2014	2013
Net operating expenses (net of waiver/reimbursement, if applicable, but gross of all other operating expenses)	1.39% <sup>(f)</sup>	1.15%	0.96%	1.23%	1.64%
Interest expense and commitment fees	0.21%	0.18%	0.01%	—	—
Dividends and fees on securities sold short	0.07%	—	—	—	—

(f) Includes the reimbursement of prior period custodian out-of-pocket expenses that were communicated to the Fund in the current period. The amount of the reimbursement was immaterial on a per share basis and did not impact the total return of the Fund. The Ratios of Gross Operating Expenses and Net Operating Expenses to Average Net Assets would be unchanged as the reimbursement of custodian fees was offset against current period expense waivers/reimbursements with no impact to net expenses or net investment income.

## Financial Highlights

## Highland Fixed Income Fund, Class A

Selected data for a share outstanding throughout each period is as follows:

	For the Years Ended September 30,				
	2017	2016	2015	2014	2013
<b>Net Asset Value, Beginning of Period</b>	\$ 13.06	\$ 12.58	\$ 12.79	\$ 12.61	\$ 13.04
<b>Income from Investment Operations:</b>					
Net investment income <sup>(a)</sup>	0.32	0.33	0.27	0.24	0.17
Net realized and unrealized gain/(loss)	(0.06)	0.50	(0.18)	0.20	(0.41)
Total from investment operations	0.26	0.83	0.09	0.44	(0.24)
<b>Less Distributions Declared to Shareholders:</b>					
From net investment income	(0.32)	(0.32)	(0.27)	(0.24)	(0.17)
From return of capital	(0.02)	(0.03)	(0.03)	(0.02)	(0.02)
Total distributions declared to shareholders	(0.34)	(0.35)	(0.30)	(0.26)	(0.19)
<b>Net Asset Value, End of Period<sup>(b)</sup></b>	\$ 12.98	\$ 13.06	\$ 12.58	\$ 12.79	\$ 12.61
Total Return <sup>(b)(c)</sup>	2.06%	6.72%	0.66%	3.47%	(1.92)%
<b>Ratios to Average Net Assets<sup>(d)</sup>:</b>					
Net assets, end of period (in 000's)	\$104,803	\$118,519	\$126,892	\$144,839	\$161,673
Gross operating expenses <sup>(e)</sup>	0.93%	0.91%	0.86%	0.97%	1.04%
Net investment income/(loss)	2.48%	2.58%	2.09%	1.91%	1.32%
Portfolio turnover rate	20%	46%	57%	283%	456%

(a) Net investment income (loss) per share was calculated using average shares outstanding during the period.

(b) The Net Asset Value per share and total return have been calculated based on net assets which include adjustments made in accordance with U.S. Generally Accepted Accounting Principles required at period end for financial reporting purposes. These figures do not necessarily reflect the Net Asset Value per share or total return experienced by the shareholder at period end.

(c) Total return is at net asset value assuming all distributions are reinvested and no initial sales charge or CDSC. For periods with waivers/reimbursements, had the Fund's investment adviser not waived or reimbursed a portion of expenses, total return would have been lower.

(d) All ratios for the period have been annualized, unless otherwise indicated.

(e) Supplemental expense ratios are shown below:

	For the Years Ended September 30,				
	2017	2016	2015	2014	2013
Net operating expenses (net of waiver/reimbursement, if applicable, but gross of all other operating expenses)	0.90% <sup>(f)</sup>	0.90%	0.86%	0.97%	1.04%
Interest expense and commitment fees	—	—	0.01%	—	—
Dividends and fees on securities sold short	—	—	—	—	—

(f) Includes the reimbursement of prior period custodian out-of-pocket expenses that were communicated to the Fund in the current period. The amount of the reimbursement was immaterial on a per share basis.



## Financial Highlights

### Highland Fixed Income Fund, Class C

Selected data for a share outstanding throughout each period is as follows:

	For the Years Ended September 30,				
	2017	2016	2015	2014	2013
<b>Net Asset Value, Beginning of Period</b>	\$13.08	\$12.60	\$12.80	\$12.62	\$13.06
<b>Income from Investment Operations:</b>					
Net investment income <sup>(a)</sup>	0.22	0.24	0.18	0.15	0.07
Net realized and unrealized gain/(loss)	(0.06)	0.50	(0.18)	0.19	(0.42)
Total from investment operations	0.16	0.74	—	0.34	(0.35)
<b>Less Distributions Declared to Shareholders:</b>					
From net investment income	(0.23)	(0.23)	(0.17)	(0.15)	(0.07)
From return of capital	(0.02)	(0.03)	(0.03)	(0.01)	(0.02)
Total distributions declared to shareholders	(0.25)	(0.26)	(0.20)	(0.16)	(0.09)
<b>Net Asset Value, End of Period<sup>(b)</sup></b>	\$12.99	\$13.08	\$12.60	\$12.80	\$12.62
Total Return <sup>(b)(c)</sup>	1.23%	5.92%	(0.01)%	2.62%	(2.57)%
<b>Ratios to Average Net Assets<sup>(d)</sup>:</b>					
Net assets, end of period (in 000's)	\$2,893	\$5,585	\$3,697	\$3,082	\$3,098
Gross operating expenses <sup>(e)</sup>	1.68%	1.66%	1.61%	1.72%	1.79%
Net investment income/(loss)	1.74%	1.87%	1.35%	1.16%	0.57%
Portfolio turnover rate	20%	46%	57%	283%	456%

(a) Net investment income (loss) per share was calculated using average shares outstanding during the period.

(b) The Net Asset Value per share and total return have been calculated based on net assets which include adjustments made in accordance with U.S. Generally Accepted Accounting Principles required at period end for financial reporting purposes. These figures do not necessarily reflect the Net Asset Value per share or total return experienced by the shareholder at period end.

(c) Total return is at net asset value assuming all distributions are reinvested and no initial sales charge or CDSC. For periods with waivers/reimbursements, had the Fund's investment adviser not waived or reimbursed a portion of expenses, total return would have been lower.

(d) All ratios for the period have been annualized, unless otherwise indicated.

(e) Supplemental expense ratios are shown below:

	For the Years Ended September 30,				
	2017	2016	2015	2014	2013
Net operating expenses (net of waiver/reimbursement, if applicable, but gross of all other operating expenses)	1.65% <sup>(f)</sup>	1.65%	1.61%	1.72%	1.79%
Interest expense and commitment fees	—	—	0.01%	—	—
Dividends and fees on securities sold short	—	—	—	—	—

(f) Includes the reimbursement of prior period custodian out-of-pocket expenses that were communicated to the Fund in the current period. The amount of the reimbursement was immaterial on a per share basis.

## Financial Highlights

## Highland Fixed Income Fund, Class Y

Selected data for a share outstanding throughout each period is as follows:

	For the Years Ended September 30,				
	2017	2016	2015	2014	2013
<b>Net Asset Value, Beginning of Period</b>	\$ 13.05	\$12.57	\$12.78	\$12.60	\$13.03
<b>Income from Investment Operations:</b>					
Net investment income <sup>(a)</sup>	0.35	0.36	0.32	0.27	0.16
Net realized and unrealized gain/(loss)	(0.05)	0.50	(0.20)	0.20	(0.37)
Total from investment operations	0.30	0.86	0.12	0.47	(0.21)
<b>Less Distributions Declared to Shareholders:</b>					
From net investment income	(0.35)	(0.35)	(0.30)	(0.27)	(0.20)
From return of capital	(0.03)	(0.03)	(0.03)	(0.02)	(0.02)
Total distributions declared to shareholders	(0.38)	(0.38)	(0.33)	(0.29)	(0.22)
<b>Net Asset Value, End of Period<sup>(b)</sup></b>	\$ 12.97	\$13.05	\$12.57	\$12.78	\$12.60
Total Return <sup>(b)(c)</sup>	2.31%	6.99%	0.91%	3.73%	(1.60)%
<b>Ratios to Average Net Assets<sup>(d)</sup>:</b>					
Net assets, end of period (in 000's)	\$32,679	\$2,899	\$4,029	\$ 222	\$ 159
Gross operating expenses <sup>(e)</sup>	0.68%	0.66%	0.61%	0.72%	0.79%
Net investment income/(loss)	2.71%	2.83%	2.45%	2.13%	1.27%
Portfolio turnover rate	20%	46%	57%	283%	456%

(a) Net investment income (loss) per share was calculated using average shares outstanding during the period.

(b) The Net Asset Value per share and total return have been calculated based on net assets which include adjustments made in accordance with U.S. Generally Accepted Accounting Principles required at period end for financial reporting purposes. These figures do not necessarily reflect the Net Asset Value per share or total return experienced by the shareholder at period end.

(c) Total return is at net asset value assuming all distributions are reinvested and no initial sales charge or CDSC. For periods with waivers/reimbursements, had the Fund's investment adviser not waived or reimbursed a portion of expenses, total return would have been lower.

(d) All ratios for the period have been annualized, unless otherwise indicated.

(e) Supplemental expense ratios are shown below:

	For the Years Ended September 30,				
	2017	2016	2015	2014	2013
Net operating expenses (net of waiver/reimbursement, if applicable, but gross of all other operating expenses)	0.65% <sup>(f)</sup>	0.65%	0.61%	0.72%	0.79%
Interest expense and commitment fees	—	—	0.01%	—	—
Dividends and fees on securities sold short	—	—	—	—	—

(f) Includes the reimbursement of prior period custodian out-of-pocket expenses that were communicated to the Fund in the current period. The amount of the reimbursement was immaterial on a per share basis.

## Financial Highlights

### Highland Tax-Exempt Fund, Class A

Selected data for a share outstanding throughout each period is as follows:

	For the Years Ended September 30,				
	2017	2016	2015	2014	2013
<b>Net Asset Value, Beginning of Period</b>	\$ 11.82	\$ 11.94	\$ 12.08	\$ 11.64	\$ 12.34
<b>Income from Investment Operations:</b>					
Net investment income <sup>(a)</sup>	0.25	0.21	0.25	0.33	0.31
Net realized and unrealized gain/(loss)	(0.18)	0.24	—	0.44	(0.70)
Total from investment operations	0.07	0.45	0.25	0.77	(0.39)
<b>Less Distributions Declared to Shareholders:</b>					
From net investment income	(0.25)	(0.22)	(0.26)	(0.33)	(0.31)
From net realized gains	—	(0.35)	(0.13)	—	—
Total distributions declared to shareholders	(0.25)	(0.57)	(0.39)	(0.33)	(0.31)
<b>Net Asset Value, End of Period<sup>(b)</sup></b>	\$ 11.64	\$ 11.82	\$ 11.94	\$ 12.08	\$ 11.64
Total Return <sup>(b)(c)</sup>	0.67%	3.85%	2.07%	6.67%	(3.26)%
<b>Ratios to Average Net Assets<sup>(d)</sup>:</b>					
Net assets, end of period (in 000's)	\$12,802	\$25,515	\$18,435	\$27,149	\$30,390
Gross operating expenses <sup>(e)</sup>	1.32%	1.11%	1.06%	0.98%	1.13%
Net investment income/(loss)	2.15%	1.81%	2.11%	2.76%	2.53%
Portfolio turnover rate	9%	1%	17%	14%	16%

(a) Net investment income (loss) per share was calculated using average shares outstanding during the period.

(b) The Net Asset Value per share and total return have been calculated based on net assets which include adjustments made in accordance with U.S. Generally Accepted Accounting Principles required at period end for financial reporting purposes. These figures do not necessarily reflect the Net Asset Value per share or total return experienced by the shareholder at period end.

(c) Total return is at net asset value assuming all distributions are reinvested and no initial sales charge or CDSC. For periods with waivers/reimbursements, had the Fund's investment adviser not waived or reimbursed a portion of expenses, total return would have been lower.

(d) All ratios for the period have been annualized, unless otherwise indicated.

(e) Supplemental expense ratios are shown below:

	For the Years Ended September 30,				
	2017	2016	2015	2014	2013
Net operating expenses (net of waiver/reimbursement, if applicable, but gross of all other operating expenses)	0.91% <sup>(f)</sup>	0.91%	0.92%	0.98%	1.12%
Interest expense and commitment fees	0.01%	—	0.01%	—	—
Dividends and fees on securities sold short	—	—	—	—	—

(f) Includes the reimbursement of prior period custodian out-of-pocket expenses that were communicated to the Fund in the current period. The amount of the reimbursement was immaterial on a per share basis and did not impact the total return of the Fund. The Ratios of Gross Operating Expenses and Net Operating Expenses to Average Net Assets would be unchanged as the reimbursement of custodian fees was offset against current period expense waivers/reimbursements with no impact to net expenses or net investment income.

## Financial Highlights

### Highland Tax-Exempt Fund, Class C

Selected data for a share outstanding throughout each period is as follows:

	For the Years Ended September 30,				
	2017	2016	2015	2014	2013
<b>Net Asset Value, Beginning of Period</b>	\$11.81	\$11.94	\$12.07	\$11.63	\$12.33
<b>Income from Investment Operations:</b>					
Net investment income <sup>(a)</sup>	0.16	0.13	0.16	0.24	0.22
Net realized and unrealized gain/(loss)	(0.17)	0.22	—	0.44	(0.71)
Total from investment operations	(0.01)	0.35	0.16	0.68	(0.49)
<b>Less Distributions Declared to Shareholders:</b>					
From net investment income	(0.17)	(0.13)	(0.16)	(0.24)	(0.21)
From net realized gains	—	(0.35)	(0.13)	—	—
Total distributions declared to shareholders	(0.17)	(0.48)	(0.29)	(0.24)	(0.21)
<b>Net Asset Value, End of Period<sup>(b)</sup></b>	\$11.63	\$11.81	\$11.94	\$12.07	\$11.63
Total Return <sup>(b)(c)</sup>	(0.08)%	3.01%	1.40%	5.88%	(3.98)%
<b>Ratios to Average Net Assets<sup>(d)</sup>:</b>					
Net assets, end of period (in 000's)	\$ 976	\$1,849	\$1,166	\$ 925	\$1,000
Gross operating expenses <sup>(e)</sup>	2.07%	1.86%	1.81%	1.73%	1.88%
Net investment income/(loss)	1.42%	1.08%	1.37%	2.01%	1.77%
Portfolio turnover rate	9%	1%	17%	14%	16%

(a) Net investment income (loss) per share was calculated using average shares outstanding during the period.

(b) The Net Asset Value per share and total return have been calculated based on net assets which include adjustments made in accordance with U.S. Generally Accepted Accounting Principles required at period end for financial reporting purposes. These figures do not necessarily reflect the Net Asset Value per share or total return experienced by the shareholder at period end.

(c) Total return is at net asset value assuming all distributions are reinvested and no initial sales charge or CDSC. For periods with waivers/reimbursements, had the Fund's investment adviser not waived or reimbursed a portion of expenses, total return would have been lower.

(d) All ratios for the period have been annualized, unless otherwise indicated.

(e) Supplemental expense ratios are shown below:

	For the Years Ended September 30,				
	2017	2016	2015	2014	2013
Net operating expenses (net of waiver/reimbursement, if applicable, but gross of all other operating expenses)	1.66% <sup>(f)</sup>	1.66%	1.67%	1.73%	1.87%
Interest expense and commitment fees	0.01%	—	0.01%	—	—
Dividends and fees on securities sold short	—	—	—	—	—

(f) Includes the reimbursement of prior period custodian out-of-pocket expenses that were communicated to the Fund in the current period. The amount of the reimbursement was immaterial on a per share basis and did not impact the total return of the Fund. The Ratios of Gross Operating Expenses and Net Operating Expenses to Average Net Assets would be unchanged as the reimbursement of custodian fees was offset against current period expense waivers/reimbursements with no impact to net expenses or net investment income.

## Financial Highlights

### Highland Tax-Exempt Fund, Class Y

Selected data for a share outstanding throughout each period is as follows:

	For the Years Ended September 30,				
	2017	2016	2015	2014	2013
<b>Net Asset Value, Beginning of Period</b>	\$12.82	\$12.93	\$13.06	\$12.58	\$13.34
<b>Income from Investment Operations:</b>					
Net investment income <sup>(a)</sup>	0.30	0.27	0.31	0.38	0.36
Net realized and unrealized gain/(loss)	(0.19)	0.24	—	0.48	(0.76)
Total from investment operations	0.11	0.51	0.31	0.86	(0.40)
<b>Less Distributions Declared to Shareholders:</b>					
From net investment income	(0.31)	(0.27)	(0.31)	(0.38)	(0.36)
From net realized gains	—	(0.35)	(0.13)	—	—
Total distributions declared to shareholders	(0.31)	(0.62)	(0.44)	(0.38)	(0.36)
<b>Net Asset Value, End of Period<sup>(b)</sup></b>	\$12.62	\$12.82	\$12.93	\$13.06	\$12.58
Total Return <sup>(b)(c)</sup>	0.88%	4.03%	2.42%	6.97%	(3.03)%
<b>Ratios to Average Net Assets<sup>(d)</sup>:</b>					
Net assets, end of period (in 000's)	\$ 38	\$ 158	\$ 426	\$ 167	\$ 266
Gross operating expenses <sup>(e)</sup>	1.07%	0.86%	0.81%	0.72%	0.87%
Net investment income (loss)	2.36%	2.10%	2.40%	3.01%	2.78%
Portfolio turnover rate	9%	1%	17%	14%	16%

(a) Net investment income (loss) per share was calculated using average shares outstanding during the period.

(b) The Net Asset Value per share and total return have been calculated based on net assets which include adjustments made in accordance with U.S. Generally Accepted Accounting Principles required at period end for financial reporting purposes. These figures do not necessarily reflect the Net Asset Value per share or total return experienced by the shareholder at period end.

(c) Total return is at net asset value assuming all distributions are reinvested and no initial sales charge or CDSC. For periods with waivers/reimbursements, had the Fund's investment adviser not waived or reimbursed a portion of expenses, total return would have been lower.

(d) All ratios for the period have been annualized, unless otherwise indicated.

(e) Supplemental expense ratios are shown below:

	For the Years Ended September 30,				
	2017	2016	2015	2014	2013
Net operating expenses (net of waiver/reimbursement, if applicable, but gross of all other operating expenses)	0.66% <sup>(f)</sup>	0.66%	0.67%	0.72%	0.87%
Interest expense and commitment fees	0.01%	—	0.01%	—	—
Dividends and fees on securities sold short	—	—	—	—	—

(f) Includes the reimbursement of prior period custodian out-of-pocket expenses that were communicated to the Fund in the current period. The amount of the reimbursement was immaterial on a per share basis and did not impact the total return of the Fund. The Ratios of Gross Operating Expenses and Net Operating Expenses to Average Net Assets would be unchanged as the reimbursement of custodian fees was offset against current period expense waivers/reimbursements with no impact to net expenses or net investment income.



## Financial Highlights

### Highland Global Allocation Fund, Class A

Selected data for a share outstanding throughout each period is as follows:

	For the Years Ended September 30,				
	2017	2016	2015	2014	2013
<b>Net Asset Value, Beginning of Period</b>	\$ 8.40	\$ 8.35	\$ 10.58	\$ 9.03	\$ 10.24
<b>Income from Investment Operations:</b>					
Net investment income <sup>(a)</sup>	0.62	0.73	0.26	0.16	0.15
Net realized and unrealized gain/(loss)	(0.05)	—	(1.69)	1.89	1.45
Total from investment operations	0.57	0.73	(1.43)	2.05	1.60
<b>Less Distributions Declared to Shareholders:</b>					
From net investment income	(0.63)	(0.65)	(0.43)	(0.16)	(0.15)
From net realized gains	—	—	(0.37)	(0.34)	(2.66)
From return of capital	(0.02)	(0.03)	—	—	—
Total distributions declared to shareholders	(0.65)	(0.68)	(0.80)	(0.50)	(2.81)
<b>Net Asset Value, End of Period<sup>(b)</sup></b>	\$ 8.32	\$ 8.40	\$ 8.35	\$ 10.58	\$ 9.03
Total Return <sup>(b)(c)</sup>	6.69%	9.74%	(14.68)%	23.21%	15.89%
<b>Ratios to Average Net Assets<sup>(d)</sup>:</b>					
Net assets, end of period (in 000's)	\$256,895	\$313,145	\$419,111	\$484,016	\$214,521
Gross operating expenses <sup>(e)</sup>	1.45%	1.36%	0.93%	0.94%	1.14%
Net investment income/(loss)	7.20%	9.28%	2.49%	1.53%	1.38%
Portfolio turnover rate	66%	100%	108%	195%	236%

(a) Net investment income (loss) per share was calculated using average shares outstanding during the period.

(b) The Net Asset Value per share and total return have been calculated based on net assets which include adjustments made in accordance with U.S. Generally Accepted Accounting Principles required at period end for financial reporting purposes. These figures do not necessarily reflect the Net Asset Value per share or total return experienced by the shareholder at period end.

(c) Total return is at net asset value assuming all distributions are reinvested and no initial sales charge or CDSC. For periods with waivers/reimbursements, had the Fund's investment adviser not waived or reimbursed a portion of expenses, total return would have been lower.

(d) All ratios for the period have been annualized, unless otherwise indicated.

(e) Supplemental expense ratios are shown below:

	For the Years Ended September 30,				
	2017	2016	2015	2014	2013
Net operating expenses (net of waiver/reimbursement, if applicable, but gross of all other operating expenses)	1.44% <sup>(f)</sup>	1.30%	0.93%	0.94%	1.14%
Interest expense and commitment fees	0.37%	0.12%	0.01%	—	—
Dividends and fees on securities sold short	0.05%	0.16%	0.02%	—	—

(f) Includes the reimbursement of prior period custodian out-of-pocket expenses that were communicated to the fund in the current period. The amount of the reimbursement was immaterial on a per share basis.

## Financial Highlights

### Highland Global Allocation Fund, Class C

Selected data for a share outstanding throughout each period is as follows:

	For the Years Ended September 30,				
	2017	2016	2015	2014	2013
<b>Net Asset Value, Beginning of Period</b>	\$ 7.41	\$ 7.45	\$ 9.53	\$ 8.20	\$ 9.51
<b>Income from Investment Operations:</b>					
Net investment income <sup>(a)</sup>	0.50	0.59	0.20	0.07	0.07
Net realized and unrealized gain/(loss)	(0.05)	—	(1.54)	1.72	1.34
Total from investment operations	0.45	0.59	(1.34)	1.79	1.41
<b>Less Distributions Declared to Shareholders:</b>					
From net investment income	(0.57)	(0.60)	(0.37)	(0.12)	(0.06)
From net realized gains	—	—	(0.37)	(0.34)	(2.66)
From return of capital	(0.02)	(0.03)	—	—	—
Total distributions declared to shareholders	(0.59)	(0.63)	(0.74)	(0.46)	(2.72)
<b>Net Asset Value, End of Period<sup>(b)</sup></b>	\$ 7.27	\$ 7.41	\$ 7.45	\$ 9.53	\$ 8.20
Total Return <sup>(b)(c)</sup>	5.96%	8.85%	(15.28)%	22.32%	14.97%
<b>Ratios to Average Net Assets<sup>(d)</sup>:</b>					
Net assets, end of period (in 000's)	\$153,656	\$245,556	\$391,754	\$151,943	\$4,905
Gross operating expenses <sup>(e)</sup>	2.20%	2.11%	1.69%	1.69%	1.88%
Net investment income/(loss)	6.60%	8.45%	2.11%	0.76%	0.67%
Portfolio turnover rate	66%	100%	108%	195%	236%

(a) Net investment income (loss) per share was calculated using average shares outstanding during the period.

(b) The Net Asset Value per share and total return have been calculated based on net assets which include adjustments made in accordance with U.S. Generally Accepted Accounting Principles required at period end for financial reporting purposes. These figures do not necessarily reflect the Net Asset Value per share or total return experienced by the shareholder at period end.

(c) Total return is at net asset value assuming all distributions are reinvested and no initial sales charge or CDSC. For periods with waivers/reimbursements, had the Fund's investment adviser not waived or reimbursed a portion of expenses, total return would have been lower.

(d) All ratios for the period have been annualized, unless otherwise indicated.

(e) Supplemental expense ratios are shown below:

	For the Years Ended September 30,				
	2017	2016	2015	2014	2013
Net operating expenses (net of waiver/reimbursement, if applicable, but gross of all other operating expenses)	2.19% <sup>(f)</sup>	2.05%	1.69%	1.69%	1.88%
Interest expense and commitment fees	0.37%	0.11%	0.01%	—	—
Dividends and fees on securities sold short	0.05%	0.17%	0.03%	—	—

(f) Includes the reimbursement of prior period custodian out-of-pocket expenses that were communicated to the fund in the current period. The amount of the reimbursement was immaterial on a per share basis.

## Financial Highlights

### Highland Global Allocation Fund, Class Y

Selected data for a share outstanding throughout each period is as follows:

	For the Years Ended September 30,				
	2017	2016	2015	2014	2013
<b>Net Asset Value, Beginning of Period</b>	\$ 9.93	\$ 9.75	\$ 12.21	\$ 10.36	\$11.38
<b>Income from Investment Operations:</b>					
Net investment income <sup>(a)</sup>	0.78	0.86	0.39	0.22	0.17
Net realized and unrealized gain/(loss)	(0.08)	0.02	(2.02)	2.16	1.65
Total from investment operations	0.70	0.88	(1.63)	2.38	1.82
<b>Less Distributions Declared to Shareholders:</b>					
From net investment income	(0.65)	(0.66)	(0.46)	(0.19)	(0.18)
From net realized gains	—	—	(0.37)	(0.34)	(2.66)
From return of capital	(0.02)	(0.04)	—	—	—
Total distributions declared to shareholders	(0.67)	(0.70)	(0.83)	(0.53)	(2.84)
<b>Net Asset Value, End of Period<sup>(b)</sup></b>	\$ 9.96	\$ 9.93	\$ 9.75	\$ 12.21	\$10.36
Total Return <sup>(b)(c)</sup>	7.01%	9.91%	(14.41)%	23.39%	16.27%
<b>Ratios to Average Net Assets<sup>(d)</sup>:</b>					
Net assets, end of period (in 000's)	\$254,539	\$367,251	\$775,238	\$246,907	\$1,495
Gross operating expenses <sup>(e)</sup>	1.20%	1.11%	0.69%	0.69%	0.87%
Net investment income (loss)	7.59%	9.24%	3.16%	1.79%	1.44%
Portfolio turnover rate	66%	100%	108%	195%	236%

(a) Net investment income (loss) per share was calculated using average shares outstanding during the period.

(b) The Net Asset Value per share and total return have been calculated based on net assets which include adjustments made in accordance with U.S. Generally Accepted Accounting Principles required at period end for financial reporting purposes. These figures do not necessarily reflect the Net Asset Value per share or total return experienced by the shareholder at period end.

(c) Total return is at net asset value assuming all distributions are reinvested and no initial sales charge or CDSC. For periods with waivers/reimbursements, had the Fund's investment adviser not waived or reimbursed a portion of expenses, total return would have been lower.

(d) All ratios for the period have been annualized, unless otherwise indicated.

(e) Supplemental expense ratios are shown below:

	For the Years Ended September 30,				
	2017	2016	2015	2014	2013
Net operating expenses (net of waiver/reimbursement, if applicable, but gross of all other operating expenses)	1.19% <sup>(f)</sup>	1.05%	0.69%	0.69%	0.87%
Interest expense and commitment fees	0.37%	0.11%	0.01%	—	—
Dividends and fees on securities sold short	0.05%	0.17%	0.03%	—	—

(f) Includes the reimbursement of prior period custodian out-of-pocket expenses that were communicated to the fund in the current period. The amount of the reimbursement was immaterial on a per share basis.

## Financial Highlights

### Highland Total Return Fund, Class A

Selected data for a share outstanding throughout each period is as follows:

	For the Years Ended September 30,				
	2017	2016	2015	2014	2013
<b>Net Asset Value, Beginning of Period</b>	\$ 21.88	\$ 21.99	\$ 24.52	\$ 22.93	\$ 20.85
<b>Income from Investment Operations:</b>					
Net investment income <sup>(a)</sup>	0.16	0.32	0.37	0.24	0.20
Net realized and unrealized gain/(loss)	2.41	2.15	(1.44)	1.57	2.09
Total from investment operations	2.57	2.47	(1.07)	1.81	2.29
<b>Less Distributions Declared to Shareholders:</b>					
From net investment income	(0.25)	(0.35)	(0.24)	(0.22)	(0.21)
From net realized gains	(0.16)	(2.23)	(1.22)	—	—
Total distributions declared to shareholders	(0.41)	(2.58)	(1.46)	(0.22)	(0.21)
<b>Net Asset Value, End of Period<sup>(b)</sup></b>	\$ 24.04	\$ 21.88	\$ 21.99	\$ 24.52	\$ 22.93
Total Return <sup>(b)(c)</sup>	11.89%	11.88%	(4.76)%	7.92%	11.15%
<b>Ratios to Average Net Assets<sup>(d)</sup>:</b>					
Net assets, end of period (in 000's)	\$56,167	\$56,345	\$59,307	\$69,084	\$71,505
Gross operating expenses <sup>(e)</sup>	1.15%	1.15%	1.20%	1.38%	1.34%
Net investment income/(loss)	0.65%	1.56%	1.55%	0.99%	0.92%
Portfolio turnover rate	99%	94%	175%	121%	138%

(a) Net investment income (loss) per share was calculated using average shares outstanding during the period.

(b) The Net Asset Value per share and total return have been calculated based on net assets which include adjustments made in accordance with U.S. Generally Accepted Accounting Principles required at period end for financial reporting purposes. These figures do not necessarily reflect the Net Asset Value per share or total return experienced by the shareholder at period end.

(c) Total return is at net asset value assuming all distributions are reinvested and no initial sales charge or CDSC. For periods with waivers/reimbursements, had the Fund's investment adviser not waived or reimbursed a portion of expenses, total return would have been lower.

(d) All ratios for the period have been annualized, unless otherwise indicated.

(e) Supplemental expense ratios are shown below:

	For the Years Ended September 30,				
	2017	2016	2015	2014	2013
Net operating expenses (net of waiver/reimbursement, if applicable, but gross of all other operating expenses)	1.09% <sup>(f)</sup>	1.15%	1.20%	1.38%	1.33%
Interest expense and commitment fees	—	—	—	—	—
Dividends and fees on securities sold short	—	—	—	—	—

(f) Includes the reimbursement of prior period custodian out-of-pocket expenses that were communicated to the Fund in the current period. The amount of the reimbursement was immaterial on a per share basis.

## Financial Highlights

## Highland Total Return Fund, Class C

Selected data for a share outstanding throughout each period is as follows:

	For the Years Ended September 30,				
	2017	2016	2015	2014	2013
<b>Net Asset Value, Beginning of Period</b>	\$19.61	\$20.03	\$22.58	\$21.17	\$19.25
<b>Income from Investment Operations:</b>					
Net investment income/(loss) <sup>(a)</sup>	(0.02)	0.16	0.18	0.05	0.03
Net realized and unrealized gain/(loss)	2.17	1.93	(1.31)	1.45	1.94
Total from investment operations	2.15	2.09	(1.13)	1.50	1.97
<b>Less Distributions Declared to Shareholders:</b>					
From net investment income	(0.06)	(0.28)	(0.20)	(0.09)	(0.05)
From net realized gains	(0.16)	(2.23)	(1.22)	—	—
Total distributions declared to shareholders	(0.22)	(2.51)	(1.42)	(0.09)	(0.05)
<b>Net Asset Value, End of Period<sup>(b)</sup></b>	\$21.54	\$19.61	\$20.03	\$22.58	\$21.17
Total Return <sup>(b)(c)</sup>	11.05%	11.03%	(5.45)%	7.10%	10.28%
<b>Ratios to Average Net Assets<sup>(d)</sup>:</b>					
Net assets, end of period (in 000's)	\$4,664	\$6,183	\$6,292	\$5,690	\$6,019
Gross operating expenses <sup>(e)</sup>	1.90%	1.90%	1.95%	2.13%	2.09%
Net investment income/(loss)	(0.11)%	0.83%	0.81%	0.24%	0.17%
Portfolio turnover rate	99%	94%	175%	121%	138%

(a) Net investment income (loss) per share was calculated using average shares outstanding during the period.

(b) The Net Asset Value per share and total return have been calculated based on net assets which include adjustments made in accordance with U.S. Generally Accepted Accounting Principles required at period end for financial reporting purposes. These figures do not necessarily reflect the Net Asset Value per share or total return experienced by the shareholder at period end.

(c) Total return is at net asset value assuming all distributions are reinvested and no initial sales charge or CDSC. For periods with waivers/reimbursements, had the Fund's investment adviser not waived or reimbursed a portion of expenses, total return would have been lower.

(d) All ratios for the period have been annualized, unless otherwise indicated.

(e) Supplemental expense ratios are shown below:

	For the Years Ended September 30,				
	2017	2016	2015	2014	2013
Net operating expenses (net of waiver/reimbursement, if applicable, but gross of all other operating expenses)	1.84% <sup>(f)</sup>	1.90%	1.95%	2.13%	2.08%
Interest expense and commitment fees	—	—	—	—	—
Dividends and fees on securities sold short	—	—	—	—	—

(f) Includes the reimbursement of prior period custodian out-of-pocket expenses that were communicated to the Fund in the current period. The amount of the reimbursement was immaterial on a per share basis.



## Financial Highlights

### Highland Total Return Fund, Class Y

Selected data for a share outstanding throughout each period is as follows:

	For the Years Ended September 30,				
	2017	2016	2015	2014	2013
<b>Net Asset Value, Beginning of Period</b>	\$ 22.24	\$ 22.32	\$24.82	\$23.20	\$21.09
<b>Income from Investment Operations:</b>					
Net investment income <sup>(a)</sup>	0.22	0.37	0.57	0.30	0.27
Net realized and unrealized gain/(loss)	2.45	2.19	(1.59)	1.58	2.11
Total from investment operations	2.67	2.56	(1.02)	1.88	2.38
<b>Less Distributions Declared to Shareholders:</b>					
From net investment income	(0.31)	(0.41)	(0.26)	(0.26)	(0.27)
From net realized gains	(0.16)	(2.23)	(1.22)	—	—
Total distributions declared to shareholders	(0.47)	(2.64)	(1.48)	(0.26)	(0.27)
<b>Net Asset Value, End of Period<sup>(b)</sup></b>	\$ 24.44	\$ 22.24	\$22.32	\$24.82	\$23.20
Total Return <sup>(b)(c)</sup>	12.15%	12.14%	(4.51)%	8.15%	11.41%
<b>Ratios to Average Net Assets<sup>(d)</sup>:</b>					
Net assets, end of period (in 000's)	\$50,209	\$12,139	\$7,695	\$ 381	\$ 326
Gross operating expenses <sup>(e)</sup>	0.90%	0.90%	0.90%	1.14%	1.09%
Net investment income (loss)	0.89%	1.73%	2.39%	1.24%	1.22%
Portfolio turnover rate	99%	94%	175%	121%	138%

(a) Net investment income (loss) per share was calculated using average shares outstanding during the period.

(b) The Net Asset Value per share and total return have been calculated based on net assets which include adjustments made in accordance with U.S. Generally Accepted Accounting Principles required at period end for financial reporting purposes. These figures do not necessarily reflect the Net Asset Value per share or total return experienced by the shareholder at period end.

(c) Total return is at net asset value assuming all distributions are reinvested and no initial sales charge or CDSC. For periods with waivers/reimbursements, had the Fund's investment adviser not waived or reimbursed a portion of expenses, total return would have been lower.

(d) All ratios for the period have been annualized, unless otherwise indicated.

(e) Supplemental expense ratios are shown below:

	For the Years Ended September 30,				
	2017	2016	2015	2014	2013
Net operating expenses (net of waiver/reimbursement, if applicable, but gross of all other operating expenses)	0.84% <sup>(f)</sup>	0.90%	0.90%	1.14%	1.08%
Interest expense and commitment fees	—	—	—	—	—
Dividends and fees on securities sold short	—	—	—	—	—

(f) Includes the reimbursement of prior period custodian out-of-pocket expenses that were communicated to the Fund in the current period. The amount of the reimbursement was immaterial on a per share basis.

## Mailings to Shareholders

---

In order to reduce duplicative mail and expenses of the Funds, we may, in accordance with applicable law, send a single copy of the Funds' Prospectus and shareholder reports to your household even if more than one family member in your household owns shares of the Funds. Additional copies of the Prospectus and shareholder reports may be obtained

by calling 1-877-665-1287. If you do not want us to consolidate your Fund mailings and would prefer to receive separate mailings at any time in the future, please call us at the telephone number above and we will furnish separate mailings, in accordance with instructions, within 30 days of your request.

---

**Investment Adviser**

Highland Capital Management Fund Advisors, L.P.  
200 Crescent Court, Suite 700  
Dallas, Texas 75201

---

**Investment Sub-Adviser**

First Foundation Advisors  
18101 Von Karman Avenue, Suite 700  
Irvine, California 92612

---

**Transfer Agent**

DST Asset Manager Solutions, Inc. (formerly Boston Financial  
Data Services, Inc.)  
30 Dan Road, Suite 8656  
Canton, Massachusetts 02021-2809

---

**Custodian**

State Street Bank and Trust Company  
One Lincoln Street  
Boston, Massachusetts 02111

---

**Distributor**

Highland Capital Funds Distributor, Inc.  
200 Crescent Court, Suite 700  
Dallas, Texas 75201

---

**Independent Registered Public Accounting Firm**

KPMG LLP  
Two Financial Center  
60 South Street  
Boston, Massachusetts 02111

---

**HIGHLAND CAPITAL**  
**M A N A G E M E N T**

PO Box 8656  
Boston, Massachusetts 02266-8656

<http://highlandfunds.com>

Highland Funds II

You will find additional information about the Funds in the following documents:

**Appendix - Intermediary Sales Charge Discounts and Waivers** contains more information about specific sales charge discounts and waivers available for shareholders who purchase Fund shares through a Specified Intermediary. The Appendix is incorporated herein by reference (it is legally part of this Prospectus).

Statement of Additional Information (SAI): The SAI contains additional information about each Fund's investment strategies and policies and is incorporated by reference and is legally considered a part of this Prospectus.

Annual/Semi-Annual Reports to Shareholders: Additional information about the Funds' investments will be available in the Funds' semi-annual reports to shareholders. In the Funds' annual reports, you will find a discussion of the market conditions and investment strategies that significantly affected the Funds' performance during its last fiscal year.

You may review and copy information about the Funds (including the SAI and other reports) at the U.S. Securities and Exchange Commission's (SEC) Public Reference Room in Washington, D.C. Please call the SEC at 1-202-551-8090 for information on the hours and operation of the Public Reference Room. You may also obtain reports and other information about the Funds on the EDGAR Database on the SEC's Internet site at <http://www.sec.gov>. Copies of this information may also be obtained, after paying a duplicating fee, by electronic request at the following e-mail address: [publicinfo@sec.gov](mailto:publicinfo@sec.gov), or by writing to the SEC's Public Reference Section, Washington, D.C. 20549-1520.

You may obtain a free copy of the SAI or the Funds' annual/semi-annual reports and make shareholder inquiries by contacting:

Telephone 1-877-665-1287

Website <http://highlandfunds.com>

Standard Mail:  
Highland Funds  
PO Box 8656  
Boston, Massachusetts 02266-8656

Overnight Mail:  
Highland Funds  
30 Dan Road, Suite 8656  
Canton, MA 02021-2809