

HIGHLAND FUNDS I

Highland Merger Arbitrage Fund (the “Fund”)

Supplement dated August 13, 2020 to the Fund’s Prospectus and Statement of Additional Information (“SAI”), each dated October 31, 2019, as supplemented from time to time

This supplement provides new and additional information beyond that contained in the the Prospectus and the SAI and should be read in conjunction with the Prospectus and the SAI. Capitalized terms and certain other terms used in this supplement, unless otherwise defined in this supplement, have the meanings assigned to them in the the Prospectus and the SAI.

On August 13, 2020, the Board of Trustees of Highland Funds I, on behalf of the Fund, approved a change of the Fund’s name. Consequently, all references to “Highland Merger Arbitrage Fund” in the Summary Prospectus, Prospectus, and SAI are hereby replaced with “NexPoint Merger Arbitrage Fund”. There is no change to the Adviser.

INVESTORS SHOULD RETAIN THIS SUPPLEMENT WITH THE SUMMARY PROSPECTUS, PROSPECTUS AND SAI FOR FUTURE REFERENCE.

HFI-MAF-SUPP-0820

Highland Funds I
Highland Opportunistic Credit Fund (the “Fund”)
Class A HNRAX/Class C HNRXC/Class Z HNRZX

Supplement dated July 16, 2020 to the Summary Prospectus, Prospectus and Statement of Additional Information (“SAI”) each dated October 31, 2019, as supplemented from time to time

This Supplement provides new and additional information beyond that contained in the Fund’s Summary Prospectus, the Fund’s Prospectus and the Fund’s SAI and should be read in conjunction with the Fund’s Summary Prospectus, the Fund’s Prospectus and the Fund’s SAI. Capitalized terms and certain other terms used in this supplement, unless otherwise defined in this supplement, have the meanings assigned to them in the Summary Prospectus, the Prospectus and SAI.

IMPORTANT NOTICE

As previously disclosed in a prior supplement, on March 18, 2020, the Board of Trustees (the “Board”) of Highlands Funds I, on behalf of its series the Fund, and upon the recommendation of the Fund’s adviser, Highland Capital Management Fund Advisors, L.P. (the “Adviser”), approved a plan to liquidate the Fund in an orderly manner (the “Liquidation Plan”). Shares of the Fund are no longer available for purchase from new or existing investors and exchanges into the Fund are not permitted. The Liquidation Plan originally set the date of liquidation to be on or about June 16, 2020 (the “Liquidation Date”); however, in the context of the current unprecedented market volatility, the Liquidation Date has been extended to allow additional time for the Fund to liquidate its remaining holdings. Pursuant to the Liquidation Plan, on the Liquidation Date, all outstanding shares will be redeemed at net asset value, proceeds will be sent to shareholders of record, and the Fund will discontinue its operations.

As a reminder, at any time prior to the Liquidation Date, shareholders may redeem their shares of the Fund pursuant to the procedures set forth under “Redemption of Shares” beginning on page 64 of the Prospectus, as supplemented. Shareholders may also exchange their shares, subject to minimum investment account requirements and other restrictions on exchanges as described under “Exchange of Shares” on page 67 of the Prospectus, as supplemented. Any such redemption or exchange of Fund shares for shares of another fund will generally be considered a taxable event for federal income tax purposes. Shareholders who hold their shares in the Fund through a financial intermediary should contact their financial representative to discuss their options with respect to the liquidation and the distribution of such shareholders’ redemption proceeds.

INVESTORS SHOULD RETAIN THIS SUPPLEMENT WITH THE SUMMARY PROSPECTUS, PROSPECTUS AND SAI FOR FUTURE REFERENCE.

HFI-HNR-SUPP-0720

HIGHLAND FUNDS I

Highland/iBoxx Senior Loan ETF (the “Fund”)

Supplement dated June 19, 2020 to:

- the Fund’s Summary Prospectus, dated October 31, 2019, as supplemented from time to time (the “Summary Prospectus”);
- the Fund’s Statutory Prospectus, dated October 31, 2019, as supplemented from time to time (the “Statutory Prospectus,” and, together with the Summary Prospectus, the “Prospectus”); and
- the Fund’s Statement of Additional Information, dated October 31, 2019, as supplemented from time to time (the “SAI”)

This supplement provides new and additional information beyond that contained in the Prospectus and SAI and should be read in conjunction with the Prospectus and SAI.

On June 8, 2020, the Fund’s Audit and Qualified Legal Compliance Committee (the “Audit Committee”) informed PriceWaterhouseCoopers, LLP that it has been dismissed, effective June 8, 2020, as the Fund’s independent registered public accounting firm. On June 19, 2020, the Audit Committee recommended, and the Funds’ Board of Trustees approved, the appointment of Cohen & Company as the Fund’s independent registered public accounting firm, effective as of June 19, 2020.

**INVESTORS SHOULD RETAIN THIS SUPPLEMENT WITH THE
PROSPECTUS AND SAI
FOR FUTURE REFERENCE.**

HFI-SNLN-PROS-SUPP-0620

HIGHLAND FUNDS I
Highland Long/Short Equity Fund

Supplement dated June 16, 2020 to the Summary Prospectus, Prospectus and Statement of Additional Information (“SAI”) each dated October 31, 2019, as supplemented from time to time

This Supplement provides new and additional information beyond that contained in the Summary Prospectuses, Prospectus and Statement of Additional Information and should be read in conjunction with the Summary Prospectuses, Prospectus and Statement of Additional Information.

IMPORTANT NOTICE

The following information supplements and supersedes any information to the contrary contained in the Summary Prospectus, Prospectus and/or Statement of Additional Information of Highland Long/Short Equity Fund a series of Highland Funds I (the “Trust”), each dated and supplemented as noted above.

As previously disclosed, on November 19, 2019, the Board of Trustees (the “Board”) of Highland Funds I (the “Trust”) unanimously approved an Agreement and Plan of Reorganization (the “Plan”) for the reorganization of Highland Long/Short Equity Fund (the “Acquired Fund”) into Highland Merger Arbitrage Fund (the “Acquiring Fund,” and together with the Acquired Fund, the “Funds”). Under the Plan, the Acquired Fund will be reorganized into the Acquiring Fund on or around June 29, 2020 (the “Closing Date”).

At any time prior to the Reorganization, shareholders may redeem shares of the Acquired Fund. Such a redemption would likely result in the recognition of gain or loss by the shareholder for U.S. federal income tax purposes, which would be taxable to a shareholder that holds the shares in a taxable account. Additionally, Acquired Fund shareholders will not incur any sales load or similar transaction charges as part of the Reorganization. Please contact the Adviser at 1-877-665-1287 if you have questions about the Reorganization or your account.

Pursuant to applicable law, a shareholder vote is not required to effect the Reorganization. As a result, the foregoing is not an offer to sell, nor a solicitation of an offer to buy, shares of the Acquired or Acquiring Fund, nor is it a solicitation of any proxy. Shareholders of the Acquired Fund as of May 22, 2020 will be receiving a Prospectus/Information Statement that provides additional information regarding the Reorganization. The Prospectus/Information Statement, and any other documents filed by the Funds with the SEC, may be obtained free of charge at the SEC’s website at www.sec.gov or at the Funds’ website at www.highlandfunds.com/literature. Shareholders should read the Prospectus/Information Statement carefully because it contains important information.

For more information regarding the Acquired or Acquiring Fund please call 1-877-665-1287 or visit the Funds’ Web site at www.highlandfunds.com/literature.

**INVESTORS SHOULD RETAIN THIS SUPPLEMENT WITH THE SUMMARY PROSPECTUS,
PROSPECTUS AND STATEMENT OF ADDITIONAL INFORMATION FOR FUTURE REFERENCE.**

HFI-LSE-SUPP3-0620

HIGHLAND FUNDS I

**Highland Long/Short Equity Fund
Highland Healthcare Opportunities Fund
Highland Opportunistic Credit Fund
(each, a “Fund” and collectively, the “Funds”)**

Supplement dated May 18, 2020 to each Fund’s Summary Prospectus and Statutory Prospectus, dated October 31, 2019, as supplemented from time to time (together, the “Prospectuses”).

This supplement provides new and additional information beyond that contained in the Prospectuses and should be read in conjunction with the Prospectuses.

The Funds’ after-tax returns have been revised. Accordingly, the Prospectuses are hereby amended and supplemented as follows:

1. In the “Performance” section of the Highland Long/Short Equity Fund’s Summary Prospectus, and the corresponding section of the Statutory Prospectus, the “Average Annual Total Returns” table is hereby deleted and replaced with the following:

Average Annual Total Returns

(For the periods ended December 31, 2018)

	1 Year	5 Years	10 Years
Class A (inception 12/5/06)			
Return Before Taxes	-14.80%	-0.99%	3.71%
Return After Taxes on Distributions	-17.80%	-2.51%	2.44%
Return After Taxes on Distributions and Sale of Fund Shares	-8.51%	-1.31%	2.47%
Return Before Taxes			
Class C (inception 12/5/06)	-11.25%	-0.50%	3.69%
Class Z (inception 12/5/06)	-9.50%	0.49%	4.64%
Standard & Poor’s 500 Index (reflects no deduction for fees, expenses or taxes) (inception 12/5/06)			
	-4.37%	8.48%	13.10%

2. In the “Performance” section of the Highland Healthcare Opportunities Fund’s Summary Prospectus, and the corresponding section of the Statutory Prospectus, the “Average Annual Total Returns” table is hereby deleted and replaced with the following:

Average Annual Total Returns

(For the periods ended December 31, 2018)

	1 Year	5 Years	10 Years
Class A (inception 5/5/08)			
Return Before Taxes	6.21%	1.25%	4.91%
Return After Taxes on Distributions	6.17%	0.44%	3.26%
Return After Taxes on Distributions and Sale of Fund Shares	3.65%	0.59%	2.92%
Return Before Taxes			
Class C (inception 5/5/08)	10.53%	1.78%	4.84%
Class Z (inception 5/5/08)	12.72%	2.77%	5.84%
Standard & Poor’s 500 Index (reflects no deduction for fees, expenses or taxes)	-4.37%	8.48%	7.85%
Standard & Poor’s Healthcare Index (reflects no deduction for fees, expenses or taxes)	6.43%	11.12%	11.92%

3. In the “Performance” section of the Highland Opportunistic Credit Fund’s Summary Prospectus, and the corresponding section of the Statutory Prospectus, the “Average Annual Total Returns” table is hereby deleted and replaced with the following:

Average Annual Total Returns

(For the periods ended December 31, 2018)

	1 Year	5 Years	10 Years
Class Z (inception 5/18/05)			
Return Before Taxes	4.12%	-0.28%	11.18%
Return After Taxes on Distributions	1.60%	-3.49%	6.41%
Return After Taxes on Distributions and Sale of Fund Shares	1.76%	-1.78%	6.67
Return Before Taxes			
Class A (inception 5/18/05)	.013%	-1.27%	10.43%
Class C (inception 5/18/05)	2.20%	-1.13%	10.24%
Credit Suisse Leveraged Loan Index (reflects no deduction for fees, expenses or taxes)	1.14%	3.32%	8.29%
HFRX Fixed Income - Corporate Index (reflects no deduction for fees, expenses or taxes)	-2.31%	2.97%	6.52%

INVESTORS SHOULD RETAIN THIS SUPPLEMENT WITH THE PROSPECTUS FOR FUTURE REFERENCE.

HFI-PROS-SUPP2-0520

HIGHLAND FUNDS I

Highland Long/Short Equity Fund Highland Merger Arbitrage Fund (each, a "Fund" and collectively, the "Funds")

Supplement dated April 16, 2020 to the Funds' Summary Prospectus and Prospectus, dated October 31, 2019, as supplemented from time to time

This supplement provides new and additional information beyond that contained in the Summary Prospectus and Prospectus and should be read in conjunction with the Summary Prospectus and Prospectus. Capitalized terms and certain other terms used in this supplement, unless otherwise defined in this supplement, have the meanings assigned to them in the Summary Prospectus and Prospectus.

Effective immediately, the sub-sections entitled "Annual Fund Operating Expenses" in the Summary Prospectus and Prospectus are hereby deleted in their entirety and replaced with the following:

Highland Long/Short Equity Fund

Annual Fund Operating Expenses (expenses that you pay each year as a percentage of the value of your investment)

	Class A	Class C	Class Z
Management fee	2.25%	2.25%	2.25%
Distribution and/or Service (12b-1) Fees	0.35%	1.00%	None
Other Expenses	1.74%	1.74%	1.74%
Interest Payments and Commitment Fees on Borrowed Funds	0.49%	0.49%	0.49%
Dividend Expense on Short Sales	0.66%	0.66%	0.66%
Remainder of Other Expenses	0.59%	0.59%	0.59%
Acquired Fund Fees and Expenses	0.03%	0.03%	0.03%
Total Annual Fund Operating Expenses ³	4.37%	5.02%	4.02%
Management Fee Waiver ⁴	-1.25%	-1.25%	-1.25%
Total Annual Fund Operating Expenses After Management Fee Waiver	3.12%	3.77%	2.77%

¹ Class A Shares bought without an initial sales charge in accounts aggregating \$500,000 or more at the time of purchase are subject to a 1.00% contingent deferred sales charge ("CDSC") if the shares are sold within 18 months of purchase.

² Class C Shares are subject to a 1% CDSC for redemptions of shares within one year of purchase. This CDSC does not apply to redemptions under a systematic withdrawal plan. Total Annual Fund Operating Expenses differ from the ratios of expenses to average net assets shown in the Financial Highlights, which reflect the operating expenses of the Fund and do not include acquired fund fees and expenses.

⁴ Highland Capital Management Fund Advisors, L.P. ("HCMFA" or the "Adviser") has contractually agreed to waive 1.25% of the Fund's management fee. This fee waiver will continue through at least October 31, 2020, and may not be terminated prior to this date without the consent of the Fund's Board of Trustees.

Highland Merger Arbitrage Fund

Annual Fund Operating Expenses (expenses that you pay each year as a percentage of the value of your investment)

	Class A	Class C	Class Z
Management fee	1.20%	1.20%	1.20%
Distribution and/or Service (12b-1) Fees	0.35%	1.00%	None
Other Expenses	3.76%	3.70%	3.79%
Interest Payments and Commitment Fees on Borrowed Funds	0.73%	0.73%	0.73%
Dividend Expense on Short Sales	2.01%	2.01%	2.01%
Remainder of Other Expenses	1.02%	0.96%	1.05%
Acquired Fund Fees and Expenses	0.01%	0.01%	0.01%
Total Annual Fund Operating Expenses	5.32%	5.91%	5.00%
Expense Reimbursement ³	-0.86%	-0.77%	-0.74%
Total Annual Fund Operating Expenses After Expense Reimbursement	4.46%	5.14%	4.26%

- ¹ Class A Shares bought without an initial sales charge in accounts aggregating \$500,000 or more at the time of purchase are subject to a 1.00% contingent deferred sales charge ("CDSC") if the shares are sold within 18 months of purchase.
- ² Class C Shares are subject to a 1% CDSC for redemptions of shares within one year of purchase. This CDSC does not apply to redemptions under a systematic withdrawal plan.
- ³ Highland Capital Management Fund Advisors, L.P. ("HCMFA" or the "Adviser") has contractually agreed to limit the total annual operating expenses (exclusive of fees paid by the Fund pursuant to its distribution plan under Rule 12b-1 under the Investment Company Act of 1940, as amended (the "1940 Act"), taxes, dividend expenses on short sales, interest payments, brokerage commissions and other transaction costs, acquired fund fees and expenses, and extraordinary expenses (collectively, the "Excluded Expenses")) of the Fund to 1.50% of average daily net assets attributable to any class of the Fund (the "Expense Cap"). The Expense Cap will continue through at least October 31, 2020 and may not be terminated prior to this date without the action or consent of the Fund's Board of Trustees. Under the expense limitation agreement, the Adviser may recoup waived and/or reimbursed amounts with respect to the Fund within thirty-six months of the date such amounts were waived or reimbursed, provided the Fund's total annual operating expenses, including such recoupment, do not exceed the Expense Cap in effect at the time of such waiver/reimbursement.

INVESTORS SHOULD RETAIN THIS SUPPLEMENT WITH THE PROSPECTUS FOR FUTURE REFERENCE.

HFI-PROS-SUPP2-0420

Highland Funds I
Highland Opportunistic Credit Fund (the “Fund”)
Class A HNRAX/Class C HNRXC/Class Z HNRZX

**Supplement dated March 18, 2020 to the Summary Prospectus, Prospectus and Statement of Additional Information (“SAI”)
each dated October 31, 2019, as supplemented from time to time**

This Supplement provides new and additional information beyond that contained in the Fund’s Summary Prospectus, the Fund’s Prospectus and the Fund’s SAI and should be read in conjunction with the Fund’s Summary Prospectus, the Fund’s Prospectus and the Fund’s SAI. Capitalized terms and certain other terms used in this supplement, unless otherwise defined in this supplement, have the meanings assigned to them in the Summary Prospectus, the Prospectus and SAI.

Effective immediately, Trey Parker will no longer serve as a portfolio manager for the Fund. Accordingly, effective immediately, all references to Mr. Parker as portfolio manager contained in the Fund’s Summary Prospectus, Prospectus, and SAI are deleted.

IMPORTANT NOTICE

On March 18, 2020, the Board of Trustees (the “Board”) of Highlands Funds I, on behalf of its series the Fund, and upon the recommendation of the Fund’s adviser, Highland Capital Management Fund Advisors, L.P. (the “Adviser”), approved a plan to liquidate the Fund in an orderly manner (the “Liquidation Plan”), such liquidation to take place on or about June 16, 2020 (the “Liquidation Date”). In approving the liquidation, the Board determined that the liquidation of the Fund is in the best interests of the Fund and its shareholders.

Any shares of the Fund outstanding on the Liquidation Date will be automatically redeemed on the Liquidation Date. Such redemptions will not be subject to any sales charges, including contingent deferred sales charges. Pursuant to the Liquidation Plan, the Adviser intends to dispose of the majority of the Fund’s holdings shortly before the Liquidation Date (subject to redemptions in kind per shareholder request as discussed below). The proceeds from the disposal of the Fund’s assets will be used to satisfy any remaining capital gain and income distribution requirements. Such distributions will be made prior to the Fund’s liquidation. Following such distributions, the Fund will hold the net remaining proceeds in cash pending the final liquidating distribution to shareholders.

It is expected that, on or about the Liquidation Date, the cash proceeds of the liquidation or, upon prior shareholder request, the shareholder’s pro rata portion of the Fund’s securities, will be distributed to shareholders of the Fund in a complete redemption of their shares. For federal income tax purposes, the automatic redemption on the Liquidation Date will generally be considered a taxable event like any other redemption of shares. In addition, the Fund will make one or more distributions of income (including capital gains) to shareholders on or prior to the Liquidation Date in order to eliminate Fund-level taxes. These distributions generally will be taxable to shareholders as either ordinary income or capital gains. Shareholders should consult with their tax advisors for more information about the tax consequences to them of the Fund’s liquidation, including any state, local, foreign or other tax consequences.

At any time prior to the Liquidation Date, shareholders may redeem their shares of the Fund pursuant to the procedures set forth under “Redemption of Shares” beginning on page 64 of the Prospectus, as supplemented. Shareholders may also exchange their shares, subject to minimum investment account requirements and other restrictions on exchanges as described under “Exchange of Shares” on page 67 of the Prospectus, as supplemented. Any such redemption or exchange of Fund shares for shares of another fund will generally be considered a taxable event for federal income tax purposes. Shareholders who hold their shares in the Fund through a financial intermediary should contact their financial representative to discuss their options with respect to the liquidation and the distribution of such shareholders’ redemption proceeds.

Effective as of the close of business March 19, 2020, the Fund is closed to new and existing investors, including shareholders who hold an account directly with the Fund and those shareholders who invest in the Fund through a financial intermediary account, a financial platform, defined contribution, defined benefit or asset allocation program (collectively, “financial intermediaries”), and shareholders who invest through automatic investment plans. In addition, as of the close of business March 19, 2020, exchanges into the Fund are no longer permitted.

**INVESTORS SHOULD RETAIN THIS SUPPLEMENT WITH THE SUMMARY PROSPECTUS, PROSPECTUS AND SAI
FOR FUTURE REFERENCE.**

HFI-HNR-SUPP2-0320

HIGHLAND FUNDS I
Highland Opportunistic Credit Fund

Supplement dated December 6, 2019 to the Summary Prospectus, Prospectus and Statement of Additional Information (“SAI”) each dated October 31, 2019, as supplemented from time to time

This Supplement provides new and additional information beyond that contained in the Summary Prospectus, Prospectus and SAI and should be read in conjunction with the Summary Prospectus, Prospectus and SAI.

IMPORTANT NOTICE

The following information supplements and supersedes any information to the contrary contained in the Summary Prospectus, Prospectus and/or Statement of Additional Information of Highland Opportunistic Credit Fund (the “Acquired Fund” or “HOCF”) a series of Highland Funds I (the “Trust”), each dated and supplemented as noted above.

A Special Meeting of Shareholders of HOCF will be held at 300 Crescent Court, Suite 700, Dallas, Texas 75201, at 10:00 AM (Central Time), on February 7, 2020, for the following purpose:

To approve or disapprove a proposed Agreement and Plan of Reorganization (the “Plan”) pursuant to which Highland Total Return Fund (“Total Return Fund” or the “Acquiring Fund,” and together with HOCF, the “Funds”), would acquire all, or substantially all, of the assets of HOCF in exchange for Class A Shares, Class C Shares and Class Y Shares of Total Return Fund to be distributed pro rata by HOCF to its shareholders of Class A Shares, Class C Shares and Class Z Shares, respectively, in a complete liquidation and dissolution of HOCF (the “Reorganization”).

The Plan was reviewed by the Boards of Trustees (the “Boards”) of Highland Funds I, on behalf of HOCF, and Highland Funds II, on behalf of Total Return Fund, at a meeting held on November 7, 2019, and approved by written consent on November 20, 2019. The Boards’ approval of the Plan is subject to further approval by HOCF’s shareholders.

First Foundation Advisors (“FFA” or the “Sub-Adviser”), sub-adviser to Total Return Fund, serves as the registered investment adviser to and exercises discretionary voting authority on behalf of a majority of the shareholders in HOCF. Based on discussions between FFA and Highland Capital Management Fund Advisors, L.P. (the “Adviser”), FFA, on behalf of its advisory clients currently invested in HOCF, believes that Total Return Fund offers such advisory clients with access to a more diversified strategy with exposure to both equity and fixed-income markets. FFA has also determined that the Reorganization is in the best interest of FFA’s advisory clients and has communicated to HOCF its intent to approve the Reorganization. The size of the holding of FFA’s advisory clients in HOCF is such that the vote of those advisory clients, as determined by FFA, necessarily determines the outcome of any vote. **As a result, the solicitation of votes is not necessary. The Fund will not be asking you for a proxy and you will not be requested to send a proxy to the Fund.**

The Adviser anticipates filing a prospectus/proxy statement, which will be mailed to shareholders of HOCF on or about January 13, 2020. The record date for determination of shareholders entitled to vote at the Special Meeting has been fixed at December 9, 2019. The Reorganization is subject to certain regulatory approvals and other customary conditions. If all conditions are satisfied and approvals obtained, the Reorganization is expected to close on or about February 7, 2020.

HOCF's Board, including the Independent Trustees, believes that the proposed taxable Reorganization of HOCF into Total Return Fund is in the best interests of the Fund's shareholders and that the interests of HOCF's existing shareholders will not be diluted as a result of the Reorganization. If approved, shareholders of HOCF will be receiving shares in a fund with (i) a more diversified strategy with exposure to both equity and fixed-income markets; (ii) a lower advisory fee; and (iii) better performance for the 1-year, 5-year and 10-year periods ended October 31, 2019 and for year-to-date performance as of October 31, 2019, although HOCF outperformed Total Return Fund in certain annual periods. As fixed costs would be spread across the larger asset base of a combined fund with a greater potential for asset growth, overall gross shareholder expenses may be reduced in the future as a result of the Reorganization.

Additionally, the Adviser has agreed to keep Total Return Fund's expense limitation agreement ("ELA") in place for one year from the closing date of the Reorganization. The ELA limits Total Return Fund's total annual operating expenses (exclusive of fees paid by Total Return Fund pursuant to its distribution plan under Rule 12b-1 under the 1940 Act, taxes, brokerage commissions and other transaction costs, interest payments, acquired fund fees and expenses, extraordinary expenses and dividend expense on short sales) to 0.95% of average daily net assets attributable to any class of Total Return Fund.

Subject to the consummation of the Reorganization, the maximum sales charge (load) imposed on purchases (as a percentage of offering price) of Class A shares of Total Return Fund will be reduced to 3.50%, and the maximum Distribution (12b-1) fee applicable to Class C shares of Total Return Fund will be reduced to 0.85%.

If the proposal is approved, under the Plan, HOCF will transfer all, or substantially all, of its assets to Total Return Fund in exchange for Class A Shares, Class C Shares and Class Y Shares of Total Return Fund, and Total Return Fund will assume all of the liabilities of HOCF. Total Return Fund is expected to be the accounting survivor of the Reorganization. The estimated expenses associated with the Reorganization, to be borne by Total Return Fund, including those related to direct proxy expenses and brokerage fees, will be provided in the forthcoming prospectus/proxy statement.

The foregoing is not an offer to sell, nor a solicitation to buy, shares of the Acquiring Fund, nor is it a solicitation of any proxy. Shareholders of HOCF, as of December 9, 2019, will be receiving a prospectus/proxy statement, or an **"Important Notice Regarding the Availability of Proxy Materials,"** that provides additional information regarding the proposed Reorganization. The prospectus/proxy statement, and any other documents filed by the Funds with the SEC, may be obtained free of charge at the SEC's website at www.sec.gov or at the Fund's website at www.highlandfunds.com/literature. Investors should read the prospectus/proxy statement carefully because it contains important information. For more information please call 1-877-665-1287.

**INVESTORS SHOULD RETAIN THIS SUPPLEMENT WITH THE SUMMARY PROSPECTUS,
PROSPECTUS AND
STATEMENT OF ADDITIONAL INFORMATION FOR FUTURE REFERENCE.**

HFI-HNR-SUPP1-1219

Highland Opportunistic Credit Fund

Class A HNRAX Class C HNRXC Class Z HNRZX

Before you invest, you may want to review the Fund's Statutory Prospectus, which contains more information about the Fund and its risks. You can find the Fund's Statutory Prospectus, Statement of Additional Information and other information about the Fund online at <http://highlandfunds.com/literature/>. You can also get this information at no cost by calling 1-877-665-1287 or by sending an e-mail request to info@highlandfunds.com. The Fund's Statutory Prospectus and Statement of Additional Information, both dated October 31, 2019, as supplemented, are incorporated by reference into this Summary Prospectus.

Beginning on January 1, 2021, as permitted by regulations adopted by the U.S. Securities and Exchange Commission, paper copies of the Funds' annual and semi-annual shareholder reports will no longer be sent by mail, unless you specifically request paper copies of the reports. Instead, the reports will be made available on the Funds' website (highlandfunds.com), and you will be notified by mail each time a report is posted and provided with a website link to access the report.

If you already elected to receive shareholder reports electronically, you will not be affected by this change and you need not take any action. You may elect to receive shareholder reports and other communications from a Fund electronically by contacting your financial intermediary (such as a broker-dealer or bank) or, if you are a direct investor, by contacting the Funds' transfer agent at 1-877-665-1287.

Beginning on January 1, 2019, you may elect to receive all future reports in paper free of charge. If you invest through a financial intermediary, you can contact your financial intermediary to request that you continue to receive paper copies of your shareholder reports. If you invest directly with a Fund, you can call 1-877-665-1287 to let the Fund know you wish to continue receiving paper copies of your shareholder reports. Your election to receive reports in paper will apply to all funds held in your account if you invest through your financial intermediary or all funds held with the fund complex if you invest directly with a Fund.

Investment Objective

The investment objective of Highland Opportunistic Credit Fund (the "Opportunistic Credit Fund" or the "Fund") is to seek to achieve high total returns while attempting to minimize losses.

Fees and Expenses of the Fund

The following tables describe the fees and expenses that you may pay if you buy and hold shares of the Fund.

You may qualify for sales charge discounts on purchases of Class A Shares if you and your family invest, or agree to invest in the future, at least \$100,000 in the Fund. More information about these and other discounts is available from your financial professional and in the "Reduced Sales Charges for Class A Shares" section on page 61 of the Fund's Prospectus and the "Programs for Reducing or Eliminating Sales Charges" section on page 54 of the Fund's Statement of Additional Information. Investors investing in the Fund through an intermediary should consult the Appendix to the Fund's Prospectus, which includes information regarding financial intermediary-specific sales charges and related discount policies that apply to purchases through certain specified intermediaries.

Shareholder Fees (fees paid directly from your investment)

	Class A	Class C	Class Z
Maximum Sales Charge (Load) Imposed On Purchases (as a % of offering price)	3.50%	None	None
Maximum Sales Charge (Load) Imposed on Reinvested Dividends and other Distributions (as a % of offering price)	None	None	None
Maximum Deferred Sales Charge (Load) (as a % of the net asset value at the time of purchase or redemption, whichever is lower)	1.00% ¹	1.00% ²	None
Exchange Fee	None	None	None
Redemption Fee	None	None	None

Annual Fund Operating Expenses (expenses that you pay each year as a percentage of the value of your investment)

	Class A	Class C	Class Z
Management fee	1.00%	1.00%	1.00%
Distribution and/or Service (12b-1) Fees	0.35%	0.85%	None
Other Expenses	1.14%	1.16%	1.11%
Acquired Fund Fees and Expenses	0.04%	0.04%	0.04%
Total Annual Fund Operating Expenses	2.53%	3.05%	2.16%
Expense Reimbursement ³	-1.24%	-1.26%	-1.21%
Total Annual Fund Operating Expenses After Expense Reimbursement	1.29%	1.79%	0.94%

¹ Class A Shares bought without an initial sales charge in accounts aggregating \$500,000 or more at the time of purchase are subject to a 1.00% contingent deferred sales charge ("CDSC") if the shares are sold within 18 months of purchase.

² Class C Shares are subject to a 1% CDSC for redemptions of shares within one year of purchase. This CDSC does not apply to redemptions under a systematic withdrawal plan.

³ Highland Capital Management Fund Advisors, L.P. ("HCMFA" or the "Adviser") has contractually agreed to limit the total annual operating expenses (exclusive of fees paid by the Fund pursuant to its distribution plan under Rule 12b-1 under the Investment Company Act of 1940, as amended (the "1940 Act"), taxes, such as deferred tax expenses, dividend expenses on short sales, interest payments, brokerage commissions and other transaction costs, acquired fund fees and expenses, and extraordinary expenses (collectively, the "Excluded Expenses")) of the Fund to 0.90% of average daily net assets attributable to any class of the Fund (the "Expense Cap"). The Expense Cap will continue through at least October 31, 2020 and may not be terminated prior to this date without the action or consent of the Fund's Board of Trustees. Under the expense limitation agreement, the Adviser may recoup waived and/or reimbursed amounts with respect to the Fund within thirty-six months of the date such amounts were waived or reimbursed, provided the Fund's total annual operating expenses, including such recoupment, do not exceed the Expense Cap in effect at the time of such waiver/reimbursement.

Expense Example

This Example helps you compare the cost of investing in the Fund to the cost of investing in other mutual funds. The Example assumes that (i) you invest \$10,000 in the Fund for the time periods indicated and then sell or redeem all your shares at the end of those periods, (ii) your investment has a 5% return each year, and (iii) operating expenses (including borrowing expenses) remain the same. Only the first year of each period in the Example takes into account the expense reimbursement described above. Your actual costs may be higher or lower.

	1 Year	3 Years	5 Years	10 Years
Class A	\$476	\$995	\$1,539	\$3,022
Class C				
if you do not sell your shares	\$182	\$823	\$1,489	\$3,273
if you sold all your shares at the end of the period	\$282	\$823	\$1,489	\$3,273
Class Z	\$96	\$555	\$1,041	\$2,383

Portfolio Turnover

The Fund pays transaction costs, such as commissions, when it buys and sells securities (or "turns over" its portfolio). A higher portfolio turnover rate may indicate higher transaction costs and may result in higher taxes when Fund shares are held in a taxable account. These costs, which are not reflected in Annual Fund Operating Expenses or in the Expense Example, affect the Fund's performance. During the most recent fiscal year, the Fund's portfolio turnover rate was 23% of the average value of its portfolio.

Principal Investment Strategies

The Fund seeks to achieve its investment objective by investing at least 80% of the value of its total assets (net assets plus any borrowings for investment purposes) under normal circumstances in credit instruments. This investment policy may be changed by the Fund upon 60 days' prior written notice to shareholders. Credit instruments include

secured and unsecured floating and fixed rate loans; bonds and other debt obligations; debt obligations of stressed, distressed and bankrupt issuers; structured products, including but not limited to, mortgage-backed and other asset-backed securities and collateralized debt obligations, convertible bonds or preferred stock, and master limited partnerships ("MLPs"). Floating rate investments are debt obligations of companies or other entities, the interest rates of which float or vary periodically based upon a benchmark indicator of prevailing interest rates. Floating rate investments may include, by way of example, floating rate debt securities, money market securities of all types and repurchase agreements with remaining maturities of no more than 60 days. In making these investments, the Adviser will seek to purchase instruments that the Adviser believes are undervalued or are generally out of favor with investors and have the potential to grow intrinsic value per share. For purposes of satisfying the 80% requirement, the fund may invest in derivative instruments that have economic characteristics similar to such credit instruments. The Fund's investment strategy utilizes analytical models to evaluate the assets of various companies in an attempt to isolate those assets with the greatest potential for capital appreciation. The Adviser intends to follow a flexible approach in order to place the Fund in the best position to capitalize on opportunities in the financial markets. Subject only to this general guideline, the Adviser has broad discretion to allocate the Fund's assets among these instruments and to change allocations as conditions warrant. The Fund may invest without limitation in securities of U.S. issuers and in securities of non-U.S. issuers, including investments in the securities of so-called emerging or developing market issuers. Such investment may be denominated in U.S. dollars, non-U.S. currencies or multinational currency units. The Fund may invest in securities issued by other investment companies, including exchange-traded funds ("ETFs").

Within the categories of obligations and securities in which the Fund invests, the Adviser employs various trading strategies, including capital structure arbitrage. Capital structure arbitrage is a strategy in which the Fund seeks opportunities created by mispricing in different markets of various instruments issued by one corporation. The Fund may use derivatives for investment gain, or speculative, purposes. There is no limitation on the amount of securities rated below investment grade (Ba/BB or lower), which are commonly referred to as "junk securities," that the Fund may purchase. Junk securities are subject to greater risk of loss of principal and interest and may be less liquid than investment grade securities. There can be no assurance that the Fund's investment objectives will be achieved.

The Fund may borrow an amount up to 33 1/3% (or such other percentage permitted by law) of its total assets (including the amount borrowed) less all liabilities other than borrowings. The Fund may borrow for investment purposes, to meet redemption requests, and for temporary,

extraordinary or emergency purposes. The use of leverage for investment purposes increases both investment opportunity and investment risk. The Fund may seek additional income by making secured loans on its portfolio securities.

As part of its investment program, the Fund may invest, from time to time, in debt or synthetic instruments that are sold in direct placement transactions between their issuers and their purchasers and that are neither listed on an exchange, nor traded over the counter. The Fund may also receive equity or equity-related securities from time to time in connection with a workout transaction. Such securities may be unregistered and/or restricted.

A collateralized loan obligation (“CLO”) is an asset-backed security whose underlying collateral is a pool of loans, which may include domestic and foreign senior secured loans, senior unsecured loans and subordinate corporate loans, some of which may be below investment grade or equivalent unrated loans.

The Fund may invest without limitation in warrants and may also use derivatives, primarily swaps (including equity, variance and volatility swaps), options and futures contracts on securities, interest rates, non-physical commodities and/or currencies, as substitutes for direct investments the Fund can make. The Fund may also use derivatives such as swaps, options (including options on futures), futures, and foreign currency transactions (e.g., foreign currency swaps, futures and forwards) to any extent deemed by the Adviser to be in the best interest of the Fund, and to the extent permitted by the 1940 Act, to hedge various investments for risk management and speculative purposes. The Adviser also anticipates employing leverage in managing the Fund’s assets and the Fund may invest in the securities of companies whose capital structures are highly leveraged.

From time to time, the Fund may also invest some of the Fund’s assets in short-term U.S. Government obligations, certificates of deposit, commercial paper and other money market instruments, including repurchase agreements with respect to such obligations, to enable the Fund to make investments quickly and to serve as collateral with respect to certain of its investments. A greater percentage of Fund assets may be invested in such obligations if the Adviser believes that a defensive position is appropriate because of expected economic or business conditions or the outlook for security prices. From time to time, cash positions may be placed in one or more money-market funds or cash and cash equivalents may be used as defensive instruments. When following a defensive strategy, the Fund will be less likely to achieve its investment objective.

The Fund is a non-diversified fund as defined in the 1940 Act, but it intends to adhere to the diversification requirements applicable to regulated investment companies (“RICs”) under Subchapter M of the Internal Revenue Code of 1986, as amended (the “Code”). The Fund is not intended to be a complete investment program.

Principal Risks

When you sell Fund shares, they may be worth less than what you paid for them. Consequently, you can lose money by investing in the Fund. No assurance can be given that the Fund will achieve its investment objective, and investment results may vary substantially over time and from period to period. An investment in the Fund is not appropriate for all investors.

An investment in the Fund is not a deposit of any bank and is not insured or guaranteed by the Federal Deposit Insurance Corporation (FDIC) or any other government agency.

Asset-Backed Securities Risk is the risk of investing in asset-backed securities, and includes interest rate risk, prepayment risk and the risk that the Fund could lose money if there are defaults on the loans underlying these securities.

Collateralized Loan Obligations Risk is the risk that a Fund’s investment in a CLO may decrease in market value because of: (i) loan defaults or credit impairment; (ii) the disappearance of subordinate tranches; (iii) market anticipation of defaults; and (iv) investor aversion to CLO securities as a class. These risks may be magnified depending on the tranche of CLO securities in which a Fund invests. For example, investments in a junior tranche of CLO securities will likely be more sensitive to loan defaults or credit impairment than investments in more senior tranches.

Convertible Securities Risk is the risk that the market value of convertible securities may fluctuate due to changes in, among other things, interest rates; other economic conditions; industry fundamentals; market sentiment; the issuer’s operating results, financial statements, and credit ratings; and the market value of the underlying common or preferred stock.

Counterparty Risk is the risk that a counterparty (the other party to a transaction or an agreement or the party with whom the Fund executes transactions) to a transaction with the Fund may be unable or unwilling to make timely principal, interest or settlement payments, or otherwise honor its obligations.

Credit Risk is the risk that the issuers of certain securities or the counterparties of a derivatives contract or repurchase contract might be unable or unwilling (or perceived as being unable or unwilling) to make interest and/or principal payments when due, or to otherwise honor its obligations. Debt securities are subject to the risk of non-payment of scheduled interest and/or principal. Non-payment would result in a reduction of income to the Fund, a reduction in the value of the obligation experiencing non-payment and a potential decrease in the net asset value (“NAV”) of the Fund.

Currency Risk is the risk that fluctuations in exchange rates will adversely affect the value of the Fund’s foreign currency holdings and investments denominated in foreign currencies.

Debt Securities Risk is the risk associated with the fact that the value of debt securities typically changes in response to various factors, including, by way of example, market-related factors (such as changes in interest rates or changes in the risk appetite of investors generally) and changes in the actual or perceived ability of the issuer (or of issuers generally) to meet its (or their) obligations. During periods of rising interest rates, debt securities generally decline in value. Conversely, during periods of falling interest rates, debt securities generally rise in value. This kind of market risk is generally greater for funds investing in debt securities with longer maturities.

Derivatives Risk is a combination of several risks, including the risks that: (1) an investment in a derivative instrument may not correlate well with the performance of the securities or asset class to which the Fund seeks exposure, (2) derivative contracts, including options, may expire worthless and the use of derivatives may result in losses to the Fund, (3) a derivative instrument entailing leverage may result in a loss greater than the principal amount invested, (4) derivatives not traded on an exchange may be subject to credit risk, for example, if the counterparty does not meet its obligations (see also “Counterparty Risk”), and (5) derivatives not traded on an exchange may be subject to liquidity risk and the related risk that the instrument is difficult or impossible to value accurately. As a general matter, when the Fund establishes certain derivative instrument positions, such as certain futures, options and forward contract positions, it will segregate liquid assets (such as cash, U.S. Treasury bonds or commercial paper) equivalent to the Fund’s outstanding obligations under the contract or in connection with the position. In addition, changes in laws or regulations may make the use of derivatives more costly, may limit the availability of derivatives, or may otherwise adversely affect the use, value or performance of derivatives. The Fund’s ability to pursue its investment strategy, including its strategy of investing in certain derivative instruments, may be limited to or adversely affected by the Fund’s intention to qualify as a RIC, and its strategy may bear adversely on its ability to so qualify.

Distressed and Defaulted Securities Risk is the risk that securities of financially distressed and bankrupt issuers, including debt obligations that are in covenant or payment default, will generally trade significantly below par and are considered speculative. The repayment of defaulted obligations is subject to significant uncertainties. Defaulted obligations might be repaid only after lengthy workout or bankruptcy proceedings, during which the issuer might not make any interest or other payments. Typically such workout or bankruptcy proceedings result in only partial recovery of cash payments or an exchange of the defaulted obligation for other debt or equity securities of the issuer or its affiliates, which may in turn be illiquid or speculative.

Emerging Markets Risk is the risk of investing in securities of issuers tied economically to emerging markets, which entails

all of the risks of investing in securities of non-U.S. issuers detailed below under “Non-U.S. Securities Risk” to a heightened degree. These heightened risks include: (i) greater risks of expropriation, confiscatory taxation, nationalization, and less social, political and economic stability; (ii) the smaller size of the markets for such securities and a lower volume of trading, resulting in lack of liquidity and in price volatility; (iii) greater fluctuations in currency exchange rates; and (iv) certain national policies that may restrict the Fund’s investment opportunities, including restrictions on investing in issuers or industries deemed sensitive to relevant national interests.

Equity Securities Risk is the risk that stock prices will fall over short or long periods of time. The Fund may receive equity or equity-related securities from time to time in connection with a workout transaction and such securities may be unregistered and/or restricted. In addition, common stocks represent a share of ownership in a company, and rank after bonds and preferred stock in their claim on the company’s assets in the event of bankruptcy.

Exchange-Traded Funds (“ETF”) Risk is the risk that the price movement of an ETF may not exactly track the underlying index and may result in a loss. In addition, shareholders bear both their proportionate share of the Fund’s expenses and similar expenses of the underlying investment company when the Fund invests in shares of another investment company.

Extension Risk is the risk that when interest rates rise, certain obligations will be paid off by the obligor more slowly than anticipated, causing the value of these obligations to fall.

Financial Services Industry Risk is the risk associated with the fact that the Fund’s investments in senior loans (“Senior Loans”) are arranged through private negotiations between a borrower (“Borrower”) and several financial institutions (the “Lenders”) represented in each case by one or more such Lenders acting as agent (the “Agent”) of the several Lenders. The financial services industry is subject to extensive government regulation, which can limit both the amounts and types of loans and other financial commitments financial services companies can make and the interest rates and fees they can charge. Profitability is largely dependent on the availability and cost of capital funds, and can fluctuate significantly when interest rates change. Because financial services companies are highly dependent on short-term interest rates, they can be adversely affected by downturns in the U.S. and foreign economies or changes in banking regulations. Losses resulting from financial difficulties of Borrowers can negatively affect financial services companies. The financial services industry is currently undergoing relatively rapid change as existing distinctions between financial service segments become less clear. This change may make it more difficult for the Adviser to analyze investments in this industry. Additionally, the recently increased volatility in the financial markets and implementation of the recent

financial reform legislation may affect the financial services industry as a whole in ways that may be difficult to predict.

Financial Services Sector Risk is the risk associated with investments in the financial services sector. Such investments may be subject to credit risk, interest rate risk, and regulatory risk, among others. Banks and other financial institutions can be affected by such factors as downturns in the U.S. and foreign economies and general economic cycles, fiscal and monetary policy, adverse developments in the real estate market, the deterioration or failure of other financial institutions, and changes in banking or securities regulations.

Fixed Income Market Risk is the risk that fixed income markets may, in response to governmental intervention, economic or market developments (including potentially a reduction in the number of broker-dealers willing to engage in market-making activity), or other factors, experience periods of increased volatility and reduced liquidity. During those periods, the Fund may experience increased levels of shareholder redemptions, and may have to sell securities at times when it would otherwise not do so, and at unfavorable prices. Fixed income securities may be difficult to value during such periods.

Hedging Risk is the risk that, although intended to limit or reduce investment risk, hedging strategies may also limit or reduce the potential for profit. There is no assurance that hedging strategies will be successful.

High Yield Debt Securities Risk is the risk that below investment grade securities or unrated securities of similar credit quality (commonly known as “high yield securities” or “junk securities”) are more likely to default than higher rated securities. The Fund’s ability to invest in high-yield debt securities generally subjects the Fund to greater risk than securities with higher ratings. Such securities are regarded by the rating organizations as predominantly speculative with respect to capacity to pay interest and repay principal in accordance with the terms of the obligation. The market value of these securities is generally more sensitive to corporate developments and economic conditions and can be volatile. Market conditions can diminish liquidity and make accurate valuations difficult to obtain.

Illiquid and Restricted Securities Risk is the risk that the Adviser may not be able to sell illiquid or restricted securities, such as securities issued pursuant to Rule 144A of the Securities Act of 1933, at the price it would like or may have to sell them at a loss. Securities of non-U.S. issuers, and emerging or developing markets securities in particular, are subject to greater liquidity risk.

Interest Rate Risk is the risk that fixed income securities will decline in value because of changes in interest rates. When interest rates decline, the value of fixed rate securities already held by the Fund can be expected to rise. Conversely, when interest rates rise, the value of existing fixed rate portfolio securities can be expected to decline. A fund with a

longer average portfolio duration will be more sensitive to changes in interest rates than a fund with a shorter average portfolio duration.

Leverage Risk is the risk associated with the use of leverage for investment purposes to create opportunities for greater total returns. Any investment income or gains earned with respect to the amounts borrowed that are in excess of the interest that is due on the borrowing will augment the Fund’s income. Conversely, if the investment performance with respect to the amounts borrowed fails to cover the interest on such borrowings, the value of the Fund’s shares may decrease more quickly than would otherwise be the case.

Interest payments and fees incurred in connection with such borrowings will reduce the amount of net income available for payment to Fund shareholders.

Limited Information Risk is the risk associated with the fact that the types of Senior Loans in which the Fund will invest historically may not have been rated by a nationally recognized statistical rating organization (“NRSRO”), nationally recognized statistical rating organization, have not been registered with the SEC or any state securities commission, and have not been listed on any national securities exchange. Although the Fund will generally have access to financial and other information made available to the Lenders in connection with Senior Loans, the amount of public information available with respect to Senior Loans will generally be less extensive than that available for rated, registered or exchange-listed securities. As a result, the performance of the Fund and its ability to meet its investment objective is more dependent on the analytical ability of the Adviser than would be the case for an investment company that invests primarily in rated, registered or exchange-listed securities.

Liquidity Risk is the risk that low trading volume, lack of a market maker, large position size, or legal restrictions (including daily price fluctuation limits or “circuit breakers”) limits or prevents the Fund from selling particular securities or unwinding derivative positions at desirable prices. At times, a major portion of any portfolio security may be held by relatively few institutional purchasers. Even if the Fund considers such securities liquid because of the availability of an institutional market, such securities may become difficult to value or sell in adverse market or economic conditions.

Management Risk is the risk associated with the fact that the Fund relies on the Adviser’s ability to achieve its investment objective. The Adviser may be incorrect in its assessment of the intrinsic value of the companies whose securities the Fund holds, which may result in a decline in the value of Fund shares and failure to achieve its investment objective. The Fund’s portfolio managers use qualitative analyses and/or models. Any imperfections or limitations in such analyses and models could affect the ability of the portfolio managers to implement strategies.

Mortgage-Backed Securities Risk is the risk of investing in mortgage-backed securities, and includes interest rate risk, liquidity risk and credit risk, which may be heightened in connection with investments in loans to “subprime” borrowers. Certain mortgage-backed securities are also subject to prepayment risk. Mortgage-backed securities, because they are backed by mortgage loans, are also subject to risks related to real estate, and securities backed by private-issued mortgages may experience higher rates of default on the underlying mortgages than securities backed by government-issued mortgages. The Fund could lose money if there are defaults on the mortgage loans underlying these securities.

Non-Diversification Risk is the risk that an investment in the Fund could fluctuate in value more than an investment in a diversified fund. As a non-diversified fund for purposes of the 1940 Act, the Fund may invest a larger portion of its assets in the securities of fewer issuers than a diversified fund. The Fund’s investment in fewer issuers may result in the Fund’s shares being more sensitive to the economic results of those issuers. An investment in the Fund could fluctuate in value more than an investment in a diversified fund.

Non-Payment Risk is the risk of non-payment of scheduled interest and/or principal with respect to debt instruments. Non-payment would result in a reduction of income to the Fund, a reduction in the value of the obligation experiencing non-payment and a potential decrease in the NAV of the Fund.

Non-U.S. Securities Risk is the risk associated with investing in non-U.S. issuers. Investments in securities of non-U.S. issuers involve certain risks not involved in domestic investments (for example, fluctuations in foreign exchange rates (for non-U.S. securities not denominated in U.S. dollars); future foreign economic, financial, political and social developments; nationalization; exploration or confiscatory taxation; smaller markets; different trading and settlement practices; less governmental supervision; and different accounting, auditing and financial recordkeeping standards and requirements) that may result in the Fund experiencing more rapid and extreme changes in value than a fund that invests exclusively in securities of U.S. companies. These risks are magnified for investments in issuers tied economically to emerging markets, the economies of which tend to be more volatile than the economies of developed markets. In addition, certain investments in non-U.S. securities may be subject to foreign withholding and other taxes on interest, dividends, capital gains or other income or proceeds. Those taxes will reduce the Fund’s yield on any such securities. See the “Taxation” section below.

Ongoing Monitoring Risk is the risk associated with ongoing monitoring of the Agent. On behalf of the several Lenders, the Agent generally will be required to administer and manage the Senior Loans and, with respect to collateralized Senior Loans, to service or monitor the collateral. Financial difficulties of Agents can pose a risk to the Fund. Unless, under the terms of the loan, the Fund has direct recourse

against the Borrower, the Fund may have to rely on the Agent or other financial intermediary to apply appropriate credit remedies against a Borrower.

Operational and Technology Risk is the risk that cyber-attacks, disruptions, or failures that affect the Fund’s service providers, counterparties, market participants, or issuers of securities held by the Fund may adversely affect the Fund and its shareholders, including by causing losses for the Fund or impairing Fund operations.

Options Risk is the risk associated with investments in options. Options, such as covered calls and covered puts, are subject to the risk that significant differences between the securities and options markets could result in an imperfect correlation between these markets.

Prepayment Risk is the risk that during periods of falling interest rates, issuers of debt securities may repay higher rate securities before their maturity dates. This may cause the Fund to lose potential price appreciation and to be forced to reinvest the unanticipated proceeds at lower interest rates. This may adversely affect the NAV of the Fund’s shares.

Regulatory Risk is the risk that to the extent that legislation or state or federal regulators impose additional requirements or restrictions with respect to the ability of financial institutions to make loans in connection with highly leveraged transactions, the availability of loan interests for investment by the Fund may be adversely affected.

Securities Lending Risk is the risk associated with secured loans the Fund may make of its portfolio securities. Any decline in the value of a portfolio security that occurs while the security is out on loan is borne by the Fund, and will adversely affect performance. Also, there may be delays in recovery of securities loaned, losses in the investment of collateral, and loss of rights in the collateral should the borrower of the securities fail financially while holding the security.

Securities Market Risk is the risk that the value of securities owned by the Fund may go up or down, sometimes rapidly or unpredictably, due to factors affecting particular companies or the securities markets generally. A general downturn in the securities market may cause multiple asset classes to decline in value simultaneously. Many factors can affect this value and you may lose money by investing in the Fund.

Senior Loans Risk is the risk associated with Senior Loans, which are typically below investment grade and are considered speculative because of the credit risk of their issuers. As with any debt instrument, Senior Loans are generally subject to the risk of price declines and to increases in interest rates, particularly long-term rates. Senior loans are also subject to the risk that, as interest rates rise, the cost of borrowing increases, which may increase the risk of default. In addition, the interest rates of floating rate loans typically only adjust to changes in short-term interest rates; long-term

interest rates can vary dramatically from short-term interest rates. Therefore, Senior Loans may not mitigate price declines in a rising long-term interest rate environment. The secondary market for loans is generally less liquid than the market for higher grade debt. Less liquidity in the secondary trading market could adversely affect the price at which the Fund could sell a loan, and could adversely affect the NAV of the Fund's shares. The volume and frequency of secondary market trading in such loans varies significantly over time and among loans. Although Senior Loans in which the Fund will invest will often be secured by collateral, there can be no assurance that liquidation of such collateral would satisfy the borrower's obligation in the event of a default or that such collateral could be readily liquidated.

Shareholder Concentration Risk is the risk that large redemptions by a small number of large shareholders can harm remaining shareholders. Particularly large redemptions may affect asset allocation decisions and could adversely impact remaining Fund shareholders.

Swaps Risk involves both the risks associated with an investment in the underlying investments or instruments (including equity investments) and counterparty risk. In a standard over-the-counter ("OTC") swap transaction, two parties agree to exchange the returns, differentials in rates of return or some other amount calculated based on the "notional amount" of predetermined investments or instruments, which may be adjusted for an interest factor. Swaps can involve greater risks than direct investments in securities, because swaps may be leveraged and OTC swaps are subject to counterparty risk (e.g., the risk of a counterparty's defaulting on the obligation or bankruptcy), credit risk and pricing risk (i.e., swaps may be difficult to value). Swaps may also be considered illiquid. Certain swap transactions, including interest rate swaps and index credit default swaps, may be subject to mandatory clearing and exchange trading, although the swaps in which the Fund will invest are not currently subject to mandatory clearing and exchange trading. The use of swaps is a highly specialized activity which involves investment techniques, risk analyses and tax planning different from those associated with ordinary portfolio securities transactions. The value of swaps, like many other derivatives, may move in unexpected ways and may result in losses for the Fund.

Undervalued Stocks Risk is the risk that an undervalued stock may decrease in price or may not increase in price as anticipated by the Adviser if other investors fail to recognize the company's value or the factors that the Adviser believes will cause the stock price to increase do not occur.

Performance

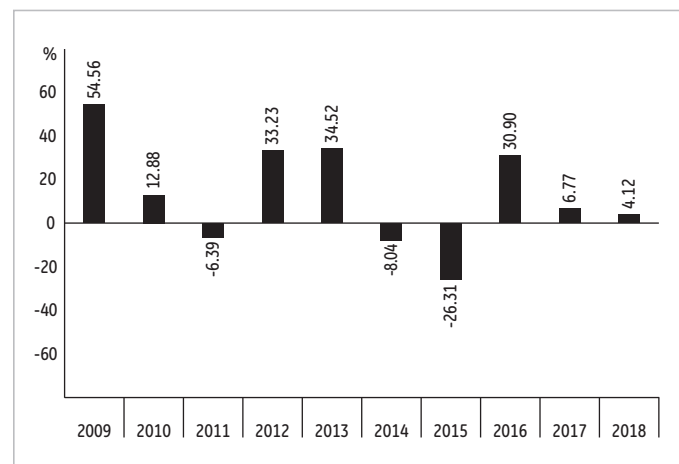
The bar chart and the Average Annual Total Returns table below provide some indication of the risks of investing in the Fund by showing changes in the performance of the Fund's Class Z for each full calendar year and by showing how the

Fund's average annual returns compare to those of a broad-based securities market index. As with all mutual funds, the Fund's past performance (before and after taxes) does not predict how the Fund will perform in the future. Both the chart and the table assume the reinvestment of dividends and distributions. The returns of Class A and Class C Shares would have substantially similar returns as Class Z because the classes are invested in the same portfolio of securities and the annual returns would differ only to the extent that the classes have different expenses.

The performance information shown for the Fund's Class Z shares is that of the HSSF Predecessor Fund (as defined below), which was reorganized into the Fund on July 1, 2014, and was managed by the Adviser with the same investment objective and substantially similar investment strategies as the Fund. The Highland Special Situations Fund (the "HSSF Predecessor Fund"), was a closed-end fund (with net assets ranging from approximately \$800,000 to \$80 million) whose shares were privately offered; as a result of the Fund being continuously offered as a publicly-offered, open-end investment company, the Fund may be managed differently and may incur certain additional expenses. Additionally, the HSSF Predecessor Fund's portfolio turnover rate was historically very low. The Fund's higher portfolio turnover rate will result in increased transaction costs. From 2011 to 2014, the HSSF Predecessor Fund held fewer than 10 portfolio investments; the Fund typically invests in more than 10 investments, however the Fund's actual number of holdings will vary based on market conditions and may be significantly more than 10. The performance information also reflects the impact of the HSSF Predecessor Fund's previous contractual expense limitation during 2013. If the HSSF Predecessor Fund's investment manager had not agreed to limit expenses, returns would have been lower. Updated performance information is available by visiting <https://highlandfunds.com/funds/> or by calling 1-877-665-1287.

Calendar Year Total Returns

The bar chart shows the performance of the Fund's Class Z shares as of December 31.



The highest calendar quarter total return for Class Z Shares of the Fund was 19.10% for the quarter ended December 31, 2012 and the lowest calendar quarter total return was -40.08% for the quarter ended December 31, 2008. The Fund's year-to-date total return for Class Z Shares through September 30, 2019 was -1.79%.

Average Annual Total Returns

(For the periods ended December 31, 2018)

	1 Year	5 Years	10 Years
Class Z (inception 5/18/05)			
Return Before Taxes	4.12%	-0.28%	11.18%
Return After Taxes on Distributions	1.78%	-3.45%	6.43%
Return After Taxes on Distributions and Sale of Fund Shares	1.93%	-2.01%	6.65%
Return Before Taxes			
Class A (inception 5/18/05)	.013%	-1.27%	10.43%
Class C (inception 5/18/05)	2.20%	-1.13%	10.24%
Credit Suisse Leveraged Loan Index (reflects no deduction for fees, expenses or taxes)	1.14%	3.32%	8.29%
HFRX Fixed Income - Corporate Index (reflects no deduction for fees, expenses or taxes)	-2.31%	2.97%	6.52%

After-tax returns in the table above are shown for Class Z Shares only and after-tax returns for other share classes will vary. After-tax returns are calculated using the historical highest individual federal marginal income tax rates and do not reflect the impact of state and local taxes. Actual after-tax returns depend on an investor's tax situation and may differ from those shown. For example, after-tax returns shown are not relevant to investors who hold their Fund shares through tax-advantaged arrangements, such as 401(k) plans or individual retirement accounts.

In some cases, average annual return after taxes on distributions and sale of fund shares may be higher than the average annual return after taxes on distributions because of realized losses that would have been sustained upon the sale of fund shares immediately after the relevant periods. The calculations assume that an investor holds the shares in a taxable account, is in the actual historical highest individual federal marginal income tax bracket for each year and would have been able to immediately utilize the full realized loss to reduce his or her federal tax liability. However, actual individual tax results may vary and investors should consult their tax advisers regarding their personal tax situations.

Portfolio Management

Highland Capital Management Fund Advisors, L.P. serves as the investment adviser to the Fund. The primary individual portfolio managers for the Fund are:

Portfolio Managers	Portfolio Manager Experience in this Fund	Title with Adviser
James Dondero	5 years	President and Co-Founder
Trey Parker	4 years	Head of Private Equity
Jon Poglitsch	Less than one year	Head of Credit Research

Purchase and Sale of Fund Shares

Purchase Minimums

Initial Investment	\$2,500
Subsequent Investments	\$ 50

You may purchase shares of the Fund by mail, bank wire, electronic funds transfer or by telephone after you have opened an account with the Fund. You may obtain an account application from your financial intermediary, from the Fund by calling 1-877-665-1287 or from the Fund's website at <http://highlandfunds.com/literature>.

In general, you may sell (redeem) all or part of your Fund shares on any business day through the following options:

- Through your Financial Intermediary
- By writing to Highland Funds I — Highland Opportunistic Credit Fund, PO Box 219424, Kansas City, Missouri 64121-9424, or
- By calling DST Asset Manager Solutions, Inc. at 1-877-665-1287

Financial intermediaries may independently charge fees for shareholder transactions or for advisory services. Please see their materials for details.

Tax Information

The Fund intends to make distributions that generally will be taxable to you as ordinary income, qualified dividend income or capital gains, unless you are a tax-exempt investor or otherwise investing in the Fund through a tax-advantaged arrangement, such as a 401(k) plan or an individual retirement account. If you are investing in the Fund through a tax-advantaged arrangement, you may be taxed later upon withdrawals from that arrangement.

Payments to Broker-Dealers and Other Financial Intermediaries

If you purchase shares of the Fund through a broker-dealer or other financial intermediary (such as a bank), the Fund and its related companies may pay the intermediary for the sale of Fund shares and related services. These payments may create a conflict of interest by influencing the broker-dealer or other intermediary and your salesperson to recommend the Fund over another investment. Ask your salesperson or visit your financial intermediary's website for more information.

HIGHLAND FUNDS I
Highland Opportunistic Credit Fund

Supplement dated December 6, 2019 to the Summary Prospectus, Prospectus and Statement of Additional Information (“SAI”) each dated October 31, 2019, as supplemented from time to time

This Supplement provides new and additional information beyond that contained in the Summary Prospectus, Prospectus and SAI and should be read in conjunction with the Summary Prospectus, Prospectus and SAI.

IMPORTANT NOTICE

The following information supplements and supersedes any information to the contrary contained in the Summary Prospectus, Prospectus and/or Statement of Additional Information of Highland Opportunistic Credit Fund (the “Acquired Fund” or “HOCF”) a series of Highland Funds I (the “Trust”), each dated and supplemented as noted above.

A Special Meeting of Shareholders of HOCF will be held at 300 Crescent Court, Suite 700, Dallas, Texas 75201, at 10:00 AM (Central Time), on February 7, 2020, for the following purpose:

To approve or disapprove a proposed Agreement and Plan of Reorganization (the “Plan”) pursuant to which Highland Total Return Fund (“Total Return Fund” or the “Acquiring Fund,” and together with HOCF, the “Funds”), would acquire all, or substantially all, of the assets of HOCF in exchange for Class A Shares, Class C Shares and Class Y Shares of Total Return Fund to be distributed pro rata by HOCF to its shareholders of Class A Shares, Class C Shares and Class Z Shares, respectively, in a complete liquidation and dissolution of HOCF (the “Reorganization”).

The Plan was reviewed by the Boards of Trustees (the “Boards”) of Highland Funds I, on behalf of HOCF, and Highland Funds II, on behalf of Total Return Fund, at a meeting held on November 7, 2019, and approved by written consent on November 20, 2019. The Boards’ approval of the Plan is subject to further approval by HOCF’s shareholders.

First Foundation Advisors (“FFA” or the “Sub-Adviser”), sub-adviser to Total Return Fund, serves as the registered investment adviser to and exercises discretionary voting authority on behalf of a majority of the shareholders in HOCF. Based on discussions between FFA and Highland Capital Management Fund Advisors, L.P. (the “Adviser”), FFA, on behalf of its advisory clients currently invested in HOCF, believes that Total Return Fund offers such advisory clients with access to a more diversified strategy with exposure to both equity and fixed-income markets. FFA has also determined that the Reorganization is in the best interest of FFA’s advisory clients and has communicated to HOCF its intent to approve the Reorganization. The size of the holding of FFA’s advisory clients in HOCF is such that the vote of those advisory clients, as determined by FFA, necessarily determines the outcome of any vote. **As a result, the solicitation of votes is not necessary. The Fund will not be asking you for a proxy and you will not be requested to send a proxy to the Fund.**

The Adviser anticipates filing a prospectus/proxy statement, which will be mailed to shareholders of HOCF on or about January 13, 2020. The record date for determination of shareholders entitled to vote at the Special Meeting has been fixed at December 9, 2019. The Reorganization is subject to certain regulatory approvals and other customary conditions. If all conditions are satisfied and approvals obtained, the Reorganization is expected to close on or about February 7, 2020.

HOCF's Board, including the Independent Trustees, believes that the proposed taxable Reorganization of HOCF into Total Return Fund is in the best interests of the Fund's shareholders and that the interests of HOCF's existing shareholders will not be diluted as a result of the Reorganization. If approved, shareholders of HOCF will be receiving shares in a fund with (i) a more diversified strategy with exposure to both equity and fixed-income markets; (ii) a lower advisory fee; and (iii) better performance for the 1-year, 5-year and 10-year periods ended October 31, 2019 and for year-to-date performance as of October 31, 2019, although HOCF outperformed Total Return Fund in certain annual periods. As fixed costs would be spread across the larger asset base of a combined fund with a greater potential for asset growth, overall gross shareholder expenses may be reduced in the future as a result of the Reorganization.

Additionally, the Adviser has agreed to keep Total Return Fund's expense limitation agreement ("ELA") in place for one year from the closing date of the Reorganization. The ELA limits Total Return Fund's total annual operating expenses (exclusive of fees paid by Total Return Fund pursuant to its distribution plan under Rule 12b-1 under the 1940 Act, taxes, brokerage commissions and other transaction costs, interest payments, acquired fund fees and expenses, extraordinary expenses and dividend expense on short sales) to 0.95% of average daily net assets attributable to any class of Total Return Fund.

Subject to the consummation of the Reorganization, the maximum sales charge (load) imposed on purchases (as a percentage of offering price) of Class A shares of Total Return Fund will be reduced to 3.50%, and the maximum Distribution (12b-1) fee applicable to Class C shares of Total Return Fund will be reduced to 0.85%.

If the proposal is approved, under the Plan, HOCF will transfer all, or substantially all, of its assets to Total Return Fund in exchange for Class A Shares, Class C Shares and Class Y Shares of Total Return Fund, and Total Return Fund will assume all of the liabilities of HOCF. Total Return Fund is expected to be the accounting survivor of the Reorganization. The estimated expenses associated with the Reorganization, to be borne by Total Return Fund, including those related to direct proxy expenses and brokerage fees, will be provided in the forthcoming prospectus/proxy statement.

The foregoing is not an offer to sell, nor a solicitation to buy, shares of the Acquiring Fund, nor is it a solicitation of any proxy. Shareholders of HOCF, as of December 9, 2019, will be receiving a prospectus/proxy statement, or an **"Important Notice Regarding the Availability of Proxy Materials,"** that provides additional information regarding the proposed Reorganization. The prospectus/proxy statement, and any other documents filed by the Funds with the SEC, may be obtained free of charge at the SEC's website at www.sec.gov or at the Fund's website at www.highlandfunds.com/literature. Investors should read the prospectus/proxy statement carefully because it contains important information. For more information please call 1-877-665-1287.

**INVESTORS SHOULD RETAIN THIS SUPPLEMENT WITH THE SUMMARY PROSPECTUS,
PROSPECTUS AND
STATEMENT OF ADDITIONAL INFORMATION FOR FUTURE REFERENCE.**

HFI-HNR-SUPP1-1219

HIGHLAND FUNDS I
Highland Long/Short Equity Fund

Supplement dated November 26, 2019 to the Summary Prospectus, Prospectus and Statement of Additional Information (“SAI”) each dated October 31, 2019, as supplemented from time to time

This Supplement provides new and additional information beyond that contained in the Summary Prospectuses, Prospectus and Statement of Additional Information and should be read in conjunction with the Summary Prospectuses, Prospectus and Statement of Additional Information.

IMPORTANT NOTICE

The following information supplements and supersedes any information to the contrary contained in the Summary Prospectus, Prospectus and/or Statement of Additional Information of Highland Long/Short Equity Fund a series of Highland Funds I (the “Trust”), each dated and supplemented as noted above.

By written consent on November 20, 2019 and following discussion at a meeting held on November 7, 2019, the Board of Trustees (the “Board”) of Highland Funds I (the “Trust”) unanimously approved an Agreement and Plan of Reorganization (the “Plan”) for the reorganization of Highland Long/Short Equity Fund (the “Acquired Fund”) into Highland Merger Arbitrage Fund (the “Acquiring Fund,” and together with the Acquired Fund, the “Funds”). Under the Plan, the Acquired Fund would be reorganized into the Acquiring Fund on or around January 31, 2020 (the “Closing Date”).

The reorganization will involve: (1) the Acquired Fund transferring all or substantially all of its assets and liabilities to the Acquiring Fund in exchange for shares of beneficial interest in the Acquiring Fund; and (2) the Acquired Fund distributing to its shareholders shares of the corresponding classes of the Acquiring Fund in exchange for such shareholders’ shares of the Acquired Fund in complete liquidation of the Acquired Fund and subsequent termination of the Acquired Fund (all of the foregoing transactions being referred to collectively as the “Reorganization”).

The Board approved the Plan after considering the recommendation of Highland Capital Management Fund Advisors, L.P. (the “Adviser”) and a variety of other factors and information, including that the Reorganization is expected to be a tax-free transaction for the Funds and their shareholders (which means that no gain or loss would be recognized directly by the Funds or their shareholders as a result of the Reorganization); the Adviser currently serves as the investment adviser to each of the Funds and will continue to serve as investment adviser to the Acquiring Fund; and James Dondero and Brad Heiss currently serve as the portfolio managers of each of the Funds and will continue to serve as portfolio managers of the Acquiring Fund together with Eric Fritz. The Board also considered that: (1) the Reorganization will provide the Acquired Fund’s shareholders with a lower gross advisory fee of 1.20% (which will be further reduced to 1.00%, with the addition of a 0.20% administrative fee, effective on the Closing Date); (2) the Acquiring Fund’s investment strategy provides a return profile with little to no correlation to the bond and equity markets; and (3) the Acquiring Fund has had better performance than the Acquired Fund for the 1- and 3-year periods ended September 30, 2019 and since the Acquiring Fund’s inception.

Additionally, subject to the consummation of the Reorganization, the Adviser has agreed to keep the Acquiring Fund’s expense limitation agreement (“ELA”) in place for one year from the Closing Date. The ELA limits the Acquiring Fund’s total annual operating expenses (exclusive of fees paid by the Acquiring Fund pursuant to its distribution plan under Rule 12b-1 under the Investment Company Act of 1940, as amended, taxes, brokerage commissions and other transaction costs, interest payments, acquired fund fees and expenses, extraordinary expenses and dividend expense on short sales) to 1.50% of average daily net assets attributable to any class of the Acquiring Fund.

At any time prior to the Reorganization, shareholders may redeem shares of the Acquired Fund. Such a redemption would likely result in the recognition of gain or loss by the shareholder for U.S. federal income tax purposes, which would be taxable to a shareholder that holds the shares in a taxable account. Additionally, Acquired Fund shareholders will not incur any sales load or similar transaction charges as part of the Reorganization. Please contact the Adviser at 1-877-665-1287 if you have questions about the Reorganization or your account.

Pursuant to applicable law, a shareholder vote is not required to effect the Reorganization. As a result, the foregoing is not an offer to sell, nor a solicitation of an offer to buy, shares of the Acquired or Acquiring Fund, nor is it a solicitation of any proxy.

Shareholders of record of the Acquired Fund will receive a prospectus/information statement that will include important information regarding the Reorganization. Those shareholders should read that prospectus/information statement carefully when it is available. For more information regarding the Acquired or Acquiring Fund please call 1-877-665-1287 or visit the Funds' Web site at www.highlandfunds.com/literature.

**INVESTORS SHOULD RETAIN THIS SUPPLEMENT WITH THE SUMMARY PROSPECTUS,
PROSPECTUS AND
STATEMENT OF ADDITIONAL INFORMATION FOR FUTURE REFERENCE.**

HFI-LSE-SUPP2-1119

HIGHLAND FUNDS I

Highland Long/Short Healthcare Fund (the “Fund”)

Supplement dated November 20, 2019 to the Fund’s Prospectus and Statement of Additional Information (“SAI”), each dated October 31, 2019, as supplemented from time to time

This supplement provides new and additional information beyond that contained in the Summary Prospectus, the Prospectus and the SAI and should be read in conjunction with the Summary Prospectus, the Prospectus and the SAI. Capitalized terms and certain other terms used in this supplement, unless otherwise defined in this supplement, have the meanings assigned to them in the Summary Prospectus, the Prospectus and the SAI.

On November 20, 2019, the Board of Trustees of Highland Funds I, on behalf of the Fund, approved a change of the Fund’s name and corresponding changes to the Fund’s principal investment strategies and principal risks. As a result of these changes, the Fund (1) will no longer pursue a principal long/short investment strategy; and (2) will increase its exposure to fixed-income securities of any credit quality, including securities that are rated non-investment grade (“junk” or “high yield” securities).

Accordingly, effective December 20, 2019, the following changes will take effect:

1. All references to “Highland Long/Short Healthcare Fund” and “Long/Short Healthcare Fund” in the Summary Prospectus, Prospectus, and SAI will be replaced with “Highland Healthcare Opportunities Fund” and “Healthcare Opportunities Fund,” respectively.
2. On page 2 of the Summary Prospectus and on page 8 of the Prospectus, the information under the heading “Principal Investment Strategies” will be replaced with the following:

The Fund seeks to achieve its investment objective by investing at least 80% of the value of its total assets (net assets plus any borrowings for investment purposes) under normal circumstances in securities of companies principally engaged in the design, development, production, sale, management or distribution of products, services or facilities used for or in connection with healthcare or medicine (“healthcare companies”). These healthcare companies include, among others, biotechnology companies, pharmaceutical firms, medical supply companies, and businesses that operate hospitals and other healthcare facilities, as well as companies engaged in medical, diagnostic, biochemical and other healthcare-related research and development activities. These healthcare companies may also include investment companies, including exchange traded funds (“ETFs”) that invest in healthcare companies. The Fund considers a company “principally engaged” in the healthcare industry if (i) it derives at least 50% of its revenues or profits from goods produced or sold, investments made or services performed in the healthcare industry, or (ii) at least 50% of its assets are devoted to such activities.

The Fund may invest in equity and debt securities.

Equity securities include common stocks, preferred stocks, warrants, convertible securities, and other rights to acquire common or preferred stock issued by healthcare companies. Debt securities include corporate debt obligations, secured and unsecured floating and fixed rate loans, bonds and other debt obligations and debt securities of any credit quality, including securities that are rated non-investment grade (i.e., rated Ba or lower by Moody’s Investors Service, Inc. (“Moody’s”), BB+ or lower by Standard & Poor’s Ratings Group (“S&P”), or BB by Fitch, Inc. (“Fitch”) or comparably rated by another nationally recognized statistical rating organization (“NRSRO”), or, if unrated, determined by Highland Capital Management Fund Advisors, L.P. (“HCMFA” or the “Adviser”) to be of comparable credit quality). The Fund’s investments in non-investment grade investments and those deemed to be of similar quality are considered speculative with respect to the issuer’s capacity to pay interest and repay principal and are commonly referred to as “junk” or “high yield” securities.

The Fund may invest up to 50% of the value of its total assets in securities of non-U.S. issuers, which may include, without limitation, emerging market issuers. Such securities may be denominated in U.S. dollars,

non-U.S. currencies or multinational currency units. In addition, the Fund may invest up to 20% of the value of its total assets in a wide variety of securities and financial instruments, of all kinds and descriptions, issued by non-healthcare companies. The Fund may invest in securities of issuers of any market capitalization.

The Fund may invest without limitation in warrants and may also use derivatives, primarily swaps (including equity, variance and volatility swaps), options and futures contracts on securities, interest rates, non-physical commodities and/or currencies, as substitutes for direct investments the Fund can make. The Fund may also use derivatives such as swaps, options (including options on futures), futures, and foreign currency transactions (e.g., foreign currency swaps, futures and forwards) to any extent deemed by the Adviser to be in the best interest of the Fund, and to the extent permitted by the Investment Company Act of 1940, as amended (the “1940 Act”), to hedge various investments for risk management and speculative purposes.

The Fund may borrow an amount up to 33 1/3% (or such other percentage permitted by law) of its total assets (including the amount borrowed) less all liabilities other than borrowings. The Fund may borrow for investment purposes, to meet redemption requests and for temporary, extraordinary or emergency purposes. The use of borrowing for investment purposes (i.e., leverage) increases both investment opportunity and investment risk. However, the Fund has no present intention to use borrowing for investment purposes. The Fund may seek additional income by making secured loans on its portfolio securities.

The Fund’s investment strategy utilizes a variety of methods to evaluate securities of healthcare companies of varying market capitalizations and seeks to identify those securities that the Adviser believes have the greatest potential for capital appreciation. The Adviser also seeks to take advantage of temporary market inefficiencies in order to boost the overall performance of the Fund.

In selecting investments for the Fund, the Adviser focuses on issuers that it believes: (i) have strong, free cash flow and pay regular dividends; (ii) have potential for long-term earnings per share growth; (iii) may be subject to a value catalyst, such as industry developments, regulatory changes, changes in management, sale or spin-off of a division or the development of a profitable new business; (iv) are well-managed; and (v) will benefit from sustainable long-term economic dynamics, such as globalization of demand for an issuer’s products or an issuer’s increased focus on productivity or enhancement of services.

The Adviser generates investment ideas from a variety of different sources. These include, but are not limited to, screening software using both fundamental and technical factors, industry contacts, consultants, company press releases, company conference calls, conversations with company management teams, buy-side contacts, sell-side contacts, brokers, third-party research, independent research of financial and corporate information, third-party research databases, and news services. The Adviser will make investment decisions based on its analysis of the security’s value, and will also take into account its view of macroeconomic conditions and healthcare industry trends. The Adviser will make investments without regard to a company’s level of capitalization or the tax consequences of the investment (short or long term capital gains).

Once an investment opportunity is determined to be attractive as a stand-alone investment, the Adviser will evaluate the effect of adding that investment to the Fund’s portfolio. In doing so, the Adviser may seek to minimize the market-related portfolio volatility as well as the risk of a capital loss by hedging such risks primarily through the use of options and other derivatives.

The Fund is a non-diversified fund as defined in the 1940 Act, but it intends to adhere to the diversification requirements applicable to regulated investment companies (“RICs”) under Subchapter M of the Internal Revenue Code of 1986, as amended (the “Code”). The Fund is not intended to be a complete investment program.

The Adviser actively manages the portfolio securities of the Fund. As a result, the Fund may be more likely to realize capital gains, including short-term capital gains taxable as ordinary income, that must be distributed to shareholders as taxable income. High turnover may also cause the Fund to pay more brokerage commissions and to incur other transaction costs, which may detract from performance. The Fund’s portfolio turnover rate and the amount of brokerage commissions and transaction costs it incurs will vary over time based on market conditions.

3. The following additional risks will be added under the heading “Principal Risks” on page 3 of the Summary Prospectus and on page 10 of the Prospectus.

Fixed Income Market Risk is the risk that fixed income markets may, in response to governmental intervention, economic or market developments (including potentially a reduction in the number of broker dealers willing to engage in market-making activity), or other factors, experience periods of increased volatility and reduced liquidity. During those periods, the Fund may experience increased levels of shareholder redemptions, and may have to sell securities at times when it would otherwise not do so, and at unfavorable prices. Fixed income securities may be difficult to value during such periods.

High Yield Debt Securities Risk is the risk that below investment grade securities or unrated securities of similar credit quality (commonly known as “high yield securities” or “junk securities”) are more likely to default than higher rated securities. The Fund’s ability to invest in high-yield debt securities generally subjects the Fund to greater risk than securities with higher ratings. Such securities are regarded by the rating organizations as predominantly speculative with respect to capacity to pay interest and repay principal in accordance with the terms of the obligation. The market value of these securities is generally more sensitive to corporate developments and economic conditions and can be volatile. Market conditions can diminish liquidity and make accurate valuations difficult to obtain.

Prepayment Risk is the risk that during periods of falling interest rates, issuers of debt securities may repay higher rate securities before their maturity dates. This may cause the Fund to lose potential price appreciation and to be forced to reinvest the unanticipated proceeds at lower interest rates. This may adversely affect the NAV of the Fund’s shares.

Senior Loans Risk is the risk associated with Senior Loans, which are typically below investment grade and are considered speculative because of the credit risk of their issuers. As with any debt instrument, Senior Loans are generally subject to the risk of price declines and to increases in interest rates, particularly long-term rates. Senior loans are also subject to the risk that, as interest rates rise, the cost of borrowing increases, which may increase the risk of default. In addition, the interest rates of floating rate loans typically only adjust to changes in short-term interest rates; long-term interest rates can vary dramatically from short-term interest rates. Therefore, Senior Loans may not mitigate price declines in a rising long-term interest rate environment. The secondary market for loans is generally less liquid than the market for higher grade debt. Less liquidity in the secondary trading market could adversely affect the price at which the Fund could sell a loan, and could adversely affect the NAV of the Fund’s shares. The volume and frequency of secondary market trading in such loans varies significantly over time and among loans. Although Senior Loans in which the Fund will invest will often be secured by collateral, there can be no assurance that liquidation of such collateral would satisfy the borrower’s obligation in the event of a default or that such collateral could be readily liquidated.

INVESTORS SHOULD RETAIN THIS SUPPLEMENT WITH THE SUMMARY PROSPECTUS, THE PROSPECTUS AND THE SAI FOR FUTURE REFERENCE

HFI-LSH-SUPP1-1119

Highland Funds I

Prospectus

HIGHLAND CAPITAL
MANAGEMENT

October 31, 2019

	Class A	Class C	Class Z
Highland Long/Short Equity Fund	HEOAX	HEOCX	HEOZX
Highland Long/Short Healthcare Fund	HHCAx	HHCCX	HH CZX
Highland Merger Arbitrage Fund	HMEAX	HMECX	HMEZX
Highland Opportunistic Credit Fund	HN RAX	HN RCX	HN RZX

Beginning on January 1, 2021, as permitted by regulations adopted by the U.S. Securities and Exchange Commission, paper copies of the Funds' annual and semiannual shareholder reports will no longer be sent by mail, unless you specifically request paper copies of the reports. Instead, the reports will be made available on the Funds' website (highlandfunds.com), and you will be notified by mail each time a report is posted and provided with a website link to access the report.

If you already elected to receive shareholder reports electronically, you will not be affected by this change and you need not take any action. You may elect to receive shareholder reports and other communications from a Fund electronically by contacting your financial intermediary (such as a broker-dealer or bank) or, if you are a direct investor, by contacting the Funds' transfer agent at 1-877-665-1287.

Beginning on January 1, 2019, you may elect to receive all future reports in paper free of charge. If you invest through a financial intermediary, you can contact your financial intermediary to request that you continue to receive paper copies of your shareholder reports. If you invest directly with a Fund, you can call 1-877-665-1287 to let the Fund know you wish to continue receiving paper copies of your shareholder reports. Your election to receive reports in paper will apply to all funds held in your account if you invest through your financial intermediary or all funds held with the fund complex if you invest directly with a Fund.

Although these securities have been registered with the U.S. Securities and Exchange Commission ("SEC"), the SEC has not approved or disapproved any shares offered in this Prospectus or determined whether this Prospectus is truthful or complete. Any representation to the contrary is a criminal offense.

Not FDIC Insured
May Lose Value
No Bank Guarantee

Table of Contents

Summary Section	1	Shareowner Guide — How to Invest in Highland Funds I	58
Highland Long/Short Equity Fund	1	How to Buy Shares	58
Highland Long/Short Healthcare Fund	8	Choosing a Share Class	60
Highland Merger Arbitrage Fund	15	Distribution and Shareholder Service Fees	62
Highland Opportunistic Credit Fund	23	Redemption of Shares	64
		Exchange of Shares	67
More on Strategies, Risks and Disclosure of Portfolio Holdings	31	Net Asset Value (NAV)	68
Additional Information About Investment Strategies	31		
Additional Information About Risks	38	Dividends and Other Distributions	69
Disclosure of Portfolio Holdings	54		
Management of the Funds	56	Taxation	69
Board of Trustees and Investment Adviser	54		
Administrator/Sub-Administrator	55	Financial Highlights	73
Multi-Manager Structure	55		
About the Funds' Portfolio Managers	56	Mailings to Shareholders	86
About the Funds' Underwriter	58		

Highland Long/Short Equity Fund

Investment Objective

The investment objective of Highland Long/Short Equity Fund ("Long/Short Equity Fund" or the "Fund") is to seek consistent, above-average total returns primarily through capital appreciation, while also attempting to preserve capital and mitigate risk through hedging activities.

Fees and Expenses of the Fund

The following tables describe the fees and expenses that you may pay if you buy and hold shares of the Fund.

You may qualify for sales charge discounts on purchases of Class A Shares if you and your family invest, or agree to invest in the future, at least \$50,000 in the Fund. More information about these and other discounts is available from your financial professional and in the "Reduced Sales Charges for Class A Shares" section on page 61 of the Fund's Prospectus and the "Programs for Reducing or Eliminating Sales Charges" section on page 54 of the Fund's Statement of Additional Information. Investors investing in the Fund through an intermediary should consult the Appendix to the Fund's Prospectus, which includes information regarding financial intermediary-specific sales charges and related discount policies that apply to purchases through certain specified intermediaries.

Shareholder Fees (fees paid directly from your investment)

	Class A	Class C	Class Z
Maximum Sales Charge (Load) Imposed On Purchases (as a % of offering price)	5.50%	None	None
Maximum Sales Charge (Load) Imposed on Reinvested Dividends and other Distributions (as a % of offering price)	None	None	None
Maximum Deferred Sales Charge (Load) (as a % of the net asset value at the time of purchase or redemption, whichever is lower)	1.00% ¹	1.00% ²	None
Exchange Fee	None	None	None
Redemption Fee	None	None	None

Annual Fund Operating Expenses (expenses that you pay each year as a percentage of the value of your investment)

	Class A	Class C	Class Z
Management fee	2.25%	2.25%	2.25%
Distribution and/or Service (12b-1) Fees	0.35%	1.00%	None
Other Expenses	1.76%	1.76%	1.76%
Interest Payments and Commitment Fees on Borrowed Funds	0.49%	0.49%	0.49%
Dividend Expense on Short Sales	0.66%	0.66%	0.66%
Remainder of Other Expenses	0.59%	0.59%	0.59%
Acquired Fund Fees and Expenses	0.03%	0.03%	0.03%
Total Annual Fund Operating Expenses ³	4.37%	5.02%	4.02%
Management Fee Waiver ⁴	-1.25%	-1.25%	-1.25%
Total Annual Fund Operating Expenses After Management Fee Waiver	3.12%	3.77%	2.77%

- ¹ Class A Shares bought without an initial sales charge in accounts aggregating \$500,000 or more at the time of purchase are subject to a 1.00% contingent deferred sales charge ("CDSC") if the shares are sold within 18 months of purchase.
- ² Class C Shares are subject to a 1% CDSC for redemptions of shares within one year of purchase. This CDSC does not apply to redemptions under a systematic withdrawal plan.
- ³ Total Annual Fund Operating Expenses differ from the ratios of expenses to average net assets shown in the Financial Highlights, which reflect the operating expenses of the Fund and do not include acquired fund fees and expenses.
- ⁴ Highland Capital Management Fund Advisors, L.P. ("HCMFA" or the "Adviser") has contractually agreed to waive 1.25% of the Fund's management fee. This fee waiver will continue through at least October 31, 2020, and may not be terminated prior to this date without the consent of the Fund's Board of Trustees.

Expense Example

This Example helps you compare the cost of investing in the Fund to the cost of investing in other mutual funds. The Example assumes that (i) you invest \$10,000 in the Fund for the time periods indicated and then sell or redeem all your shares at the end of those periods, (ii) your investment has a 5% return each year, and (iii) operating expenses remain the same. Only the first year of each period in the Example takes into account the fee waiver described above. Your actual costs may be higher or lower.

	1 Year	3 Years	5 Years	10 Years
Class A	\$848	\$1,696	\$2,554	\$4,747
Class C				
if you do not sell your shares	\$380	\$1,397	\$2,413	\$4,952
if you sold all your shares at the end of the period	\$480	\$1,397	\$2,413	\$4,952
Class Z	\$281	\$1,111	\$1,959	\$4,150

Portfolio Turnover

The Fund pays transaction costs, such as commissions, when it buys and sells securities (or "turns over" its portfolio). A higher portfolio turnover rate may indicate higher transaction costs and may result in higher taxes when Fund shares are held in a taxable account. These costs, which are not reflected in Annual Fund Operating Expenses or in the Expense Example, affect the Fund's performance. During the most recent fiscal year, the Fund's portfolio turnover rate was 252% of the average value of its portfolio.

Principal Investment Strategies

The Fund seeks to achieve its investment objective by investing at least 80% of the value of its total assets (net assets plus the amount of any borrowings for investment purposes) under normal circumstances in equity securities. Equity securities of U.S. or non-U.S. issuers in which the Fund may invest include common stocks, preferred stocks,

convertible securities, depositary receipts, warrants to buy common stocks and derivatives on any of the foregoing securities. The Fund may invest in equity securities of issuers of any market capitalization and the Fund may invest in securities issued by other investment companies, including exchange-traded funds ("ETFs"). The Fund will generally take long and short positions in equity securities and the Adviser will vary the Fund's long-short exposure over time based on its assessment of market conditions and other factors. This is not a market-neutral strategy. In addition, the Fund may invest up to 20% of the value of its assets in a wide variety of other U.S. and non-U.S. non-equity securities and financial instruments, including but not limited to bonds and other debt securities, money market instruments, illiquid securities, cash and cash equivalents. The Fund may invest up to 50% of the value of its total assets in securities of non-U.S. issuers, including emerging market issuers. Such securities may be denominated in U.S. dollars, non-U.S. currencies or multinational currency units. The reference in the Fund's investment objective to capital preservation does not indicate that the Fund may not lose money. The Adviser seeks to employ strategies that are consistent with capital preservation, but there can be no assurance that the Adviser will be successful in doing so. The Fund may invest without limitation in warrants and may also use derivatives, primarily swaps (including equity, variance and volatility swaps), options and futures contracts on securities, interest rates, non-physical commodities and/or currencies, as substitutes for direct investments the Fund can make. The Fund may also use derivatives such as swaps, options (including options on futures), futures, and foreign currency transactions (e.g., foreign currency swaps, futures and forwards) to any extent deemed by the Adviser to be in the best interest of the Fund, and to the extent permitted by the Investment Company Act of 1940, as amended (the "1940 Act"), to hedge various investments for risk management and speculative purposes.

The Fund may borrow an amount up to 33 1/3% (or such other percentage permitted by law) of its total assets (including the amount borrowed) less all liabilities other than borrowings. The Fund may borrow for investment purposes, to meet redemption requests and for temporary, extraordinary or emergency purposes. The use of borrowing for investment purposes (i.e., leverage) increases both investment opportunity and investment risk. The Fund may seek additional income by making secured loans on its portfolio securities.

The Fund's investment strategy utilizes a variety of methods to evaluate long and short equity investments of various market capitalizations to find securities that the Adviser believes offer the potential for capital gains. As part of this strategy, the Adviser seeks to invest in industries, sectors and securities that it believes are more attractive on either a

relative basis or on an absolute basis. As a result, the Fund's investments may focus on the information technology, communication services, consumer discretionary and financials sectors. In addition to purchasing, or taking "long" positions in equity securities, the Fund's investment strategy includes short selling, and may include investments in derivatives, ETFs, and/or fixed income securities.

In selecting investments for long positions of the Fund, the Adviser focuses on issuers that it believes: (i) have strong, free cash flow and pay regular dividends; (ii) have potential for long-term earnings per share growth; (iii) may be subject to a value catalyst, such as industry developments, regulatory changes, changes in management, sale or spinoff of a division or the development of a profitable new business; (iv) are well-managed; and (v) will benefit from sustainable long-term economic dynamics, such as globalization of an issuer's industry or an issuer's increased focus on productivity or enhancement of services. The Adviser seeks to invest in the common equity of companies that the Adviser believes are trading below their intrinsic value. To do so, the Adviser will typically perform fundamental investment analysis, which may involve comparing the value of the company's common equity to that of its: (a) historical and/or expected cash flows; (b) historical and/or expected growth rates; (c) historical and/or expected strategic positioning; and (d) historical and/or current valuation on an absolute basis or relative to its industry, the overall market and/or historical valuation levels. The Adviser may purchase securities of a company that the Adviser believes: (i) is undervalued relative to normalized business and industry fundamentals or to the expected growth that the Adviser believes the company will achieve; (ii) has assets not fully valued by the marketplace; (iii) is experiencing strong underlying secular growth trends or strong visibility into growth prospects; (iv) has earnings estimates that the Adviser believes are too low or has the potential for long-term earnings growth; (v) has strong competitive barriers to entry; (vi) is experiencing strong business fundamentals; (vii) has a strong management team; (viii) will see increased multiple expansion or will benefit from sustainable economic dynamics; and/or (ix) may be subject to an identifiable catalyst that the Adviser believes will unlock value. The Adviser will typically focus on companies that are exhibiting one or more of these indicators. Technical analysis may also be used to help in the decision making process.

The Adviser may sell short securities of a company that the Adviser believes: (i) is overvalued relative to normalized business and industry fundamentals or to the expected growth that the Adviser believes the company will achieve; (ii) has a faulty business model; (iii) engages in questionable accounting practices; (iv) shows declining cash flow and/or liquidity; (v) has earnings estimates that the Adviser believes are too high; (vi) has weak competitive barriers to entry;

(vii) suffers from deteriorating industry and/or business fundamentals; (viii) has a weak management team; (ix) will see multiple contraction; (x) is not adapting to changes in technological, regulatory or competitive environments; or (xi) provides a hedge against the Fund's long exposure, such as a broad based market ETF. Technical analysis may be used to help in the decision making process.

The Adviser generates investment ideas from a variety of different sources. These include, but are not limited to, screening software using both fundamental and technical factors, industry and company contacts, consultants, company press releases, company conference calls, buy-side contacts, sell-side contacts, brokers, third-party research, independent research of financial and corporate information, and news services. The Adviser will make investment decisions based on its analysis of a security's value, and will also take into account its view of macroeconomic conditions and industry trends. The Adviser will make investments without regard to a company's level of capitalization or the expected tax consequences of the investment (short or long term capital gains).

Once an investment opportunity is determined to be attractive as a stand-alone investment, the Adviser will evaluate the effect of adding that investment to the Fund's portfolio. In doing so, the Adviser will seek to minimize the market-related portfolio volatility as well as the risk of a capital loss by hedging such risks primarily by short selling, and, to a lesser extent, through the use of derivatives.

The Fund is a non-diversified fund as defined in the 1940 Act but it intends to adhere to the diversification requirements applicable to regulated investment companies ("RICs") under Subchapter M of the Internal Revenue Code of 1986, as amended (the "Code"). The Fund is not intended to be a complete investment program.

The Adviser expects that the Fund's active or frequent trading of portfolio securities will result in a portfolio turnover rate in excess of 100% on an annual basis. As a result, the Fund may be more likely to realize capital gains, including short-term capital gains taxable as ordinary income, that must be distributed to shareholders as taxable income. High turnover may also cause the Fund to pay more brokerage commissions and to incur other transaction costs, which may detract from performance. The Fund's portfolio turnover rate and the amount of brokerage commissions and transaction costs it incurs will vary over time based on market conditions.

Principal Risks

When you sell Fund shares, they may be worth less than what you paid for them. Consequently, you can lose money by investing in the Fund. No assurance can be given that the Fund will achieve its investment objective, and investment

results may vary substantially over time and from period to period. An investment in the Fund is not appropriate for all investors.

An investment in the Fund is not a deposit of any bank and is not insured or guaranteed by the Federal Deposit Insurance Corporation (FDIC) or any other government agency.

Industry Focus Risk is the risk that the Fund may be particularly susceptible to economic, political or regulatory events affecting those industries in which the Fund focuses its investments. Because the Fund currently focuses its investments in the information technology, communication services, consumer discretionary and financials sectors, the Fund's performance largely depends on the overall condition of these industries and the Fund is susceptible to economic, political and regulatory risks or other occurrences associated with these industries.

Information Technology Sector Risk is the risk that the Fund may be impacted by risks faced by companies in the information technology sector. Information technology companies face intense competition and potentially rapid product obsolescence. They are also heavily dependent on intellectual property rights and may be adversely affected by the loss or impairment of those rights. Companies in the software industry may be adversely affected by, among other things, the decline or fluctuation of subscription renewal rates for their products and services and actual or perceived vulnerabilities in their products or services.

Convertible Securities Risk is the risk that the market value of convertible securities may fluctuate due to changes in, among other things, interest rates; other economic conditions; industry fundamentals; market sentiment; the issuer's operating results, financial statements, and credit ratings; and the market value of the underlying common or preferred stock.

Counterparty Risk is the risk that a counterparty (the other party to a transaction or an agreement or the party with whom the Fund executes transactions) to a transaction with the Fund may be unable or unwilling to make timely principal, interest or settlement payments, or otherwise honor its obligations.

Credit Risk is the risk that the issuers of certain securities or the counterparties of a derivatives contract or repurchase contract might be unable or unwilling (or perceived as being unable or unwilling) to make interest and/or principal payments when due, or to otherwise honor its obligations. Debt securities are subject to the risk of non-payment of scheduled interest and/or principal. Non-payment would result in a reduction of income to the Fund, a reduction in the value of the obligation experiencing non-payment and a potential decrease in the net asset value ("NAV") of the Fund.

Currency Risk is the risk that fluctuations in exchange rates will adversely affect the value of the Fund's foreign currency holdings and investments denominated in foreign currencies.

Debt Securities Risk is the risk associated with the fact that the value of debt securities typically changes in response to various factors, including, by way of example, market-related factors (such as changes in interest rates or changes in the risk appetite of investors generally) and changes in the actual or perceived ability of the issuer (or of issuers generally) to meet its (or their) obligations. During periods of rising interest rates, debt securities generally decline in value. Conversely, during periods of falling interest rates, debt securities generally rise in value. This kind of market risk is generally greater for funds investing in debt securities with longer maturities.

Derivatives Risk is a combination of several risks, including the risks that: (1) an investment in a derivative instrument may not correlate well with the performance of the securities or asset class to which the Fund seeks exposure, (2) derivative contracts, including options, may expire worthless and the use of derivatives may result in losses to the Fund, (3) a derivative instrument entailing leverage may result in a loss greater than the principal amount invested, (4) derivatives not traded on an exchange may be subject to credit risk, for example, if the counterparty does not meet its obligations (see also "Counterparty Risk"), and (5) derivatives not traded on an exchange may be subject to liquidity risk and the related risk that the instrument is difficult or impossible to value accurately. As a general matter, when the Fund establishes certain derivative instrument positions, such as certain futures, options and forward contract positions, it will segregate liquid assets (such as cash, U.S. Treasury bonds or commercial paper) equivalent to the Fund's outstanding obligations under the contract or in connection with the position. In addition, changes in laws or regulations may make the use of derivatives more costly, may limit the availability of derivatives, or may otherwise adversely affect the use, value or performance of derivatives. The Fund's ability to pursue its investment strategy, including its strategy of investing in certain derivative instruments, may be limited to or adversely affected by the Fund's intention to qualify as a RIC, and its strategy may bear adversely on its ability to so qualify.

Emerging Markets Risk is the risk of investing in securities of issuers tied economically to emerging markets, which entails all of the risks of investing in securities of non-U.S. issuers detailed below under "Non-U.S. Securities Risk" to a heightened degree. These heightened risks include: (i) greater risks of expropriation, confiscatory taxation, nationalization, and less social, political and economic stability; (ii) the smaller size of the markets for such securities and a lower volume of trading, resulting in lack of liquidity

and in price volatility; (iii) greater fluctuations in currency exchange rates; and (iv) certain national policies that may restrict the Fund's investment opportunities, including restrictions on investing in issuers or industries deemed sensitive to relevant national interests.

Equity Securities Risk is the risk that stock prices will fall over short or long periods of time. In addition, common stocks represent a share of ownership in a company, and rank after bonds and preferred stock in their claim on the company's assets in the event of bankruptcy.

Exchange-Traded Funds ("ETF") Risk is the risk that the price movement of an ETF may not exactly track the underlying index and may result in a loss. In addition, shareholders bear both their proportionate share of the Fund's expenses and similar expenses of the underlying investment company when the Fund invests in shares of another investment company.

Hedging Risk is the risk that, although intended to limit or reduce investment risk, hedging strategies may also limit or reduce the potential for profit. There is no assurance that hedging strategies will be successful.

Illiquid and Restricted Securities Risk is the risk that the Adviser may not be able to sell illiquid or restricted securities, such as securities issued pursuant to Rule 144A of the Securities Act of 1933, at the price it would like or may have to sell them at a loss. Securities of non-U.S. issuers, and emerging or developing markets securities in particular, are subject to greater liquidity risk.

Interest Rate Risk is the risk that fixed income securities will decline in value because of changes in interest rates. When interest rates decline, the value of fixed rate securities already held by the Fund can be expected to rise. Conversely, when interest rates rise, the value of existing fixed rate portfolio securities can be expected to decline. A fund with a longer average portfolio duration will be more sensitive to changes in interest rates than a fund with a shorter average portfolio duration.

Leverage Risk is the risk associated with the use of leverage for investment purposes to create opportunities for greater total returns. Any investment income or gains earned with respect to the amounts borrowed that are in excess of the interest that is due on the borrowing will augment the Fund's income. Conversely, if the investment performance with respect to the amounts borrowed fails to cover the interest on such borrowings, the value of the Fund's shares may decrease more quickly than would otherwise be the case. Interest payments and fees incurred in connection with such borrowings will reduce the amount of net income available for payment to Fund shareholders.

Liquidity Risk is the risk that low trading volume, lack of a market maker, large position size, or legal restrictions

(including daily price fluctuation limits or “circuit breakers”) limits or prevents the Fund from selling particular securities or unwinding derivative positions at desirable prices. At times, a major portion of any portfolio security may be held by relatively few institutional purchasers. Even if the Fund considers such securities liquid because of the availability of an institutional market, such securities may become difficult to value or sell in adverse market or economic conditions.

Management Risk is the risk associated with the fact that the Fund relies on the Adviser’s ability to achieve its investment objective. The Adviser may be incorrect in its assessment of the intrinsic value of the companies whose securities the Fund holds, which may result in a decline in the value of Fund shares and failure to achieve its investment objective. The Fund’s portfolio managers use qualitative analyses and/or models. Any imperfections or limitations in such analyses and models could affect the ability of the portfolio managers to implement strategies.

Mid-Cap Company Risk is the risk that investing in securities of mid-cap companies may entail greater risks than investments in larger, more established companies. Mid-cap companies tend to have more narrow product lines, more limited financial resources and a more limited trading market for their stocks, as compared with larger companies. As a result, their stock prices may decline significantly as market conditions change.

Non-Diversification Risk is the risk that an investment in the Fund could fluctuate in value more than an investment in a diversified fund. As a non-diversified fund for purposes of the 1940 Act, the Fund may invest a larger portion of its assets in the securities of fewer issuers than a diversified fund. The Fund’s investment in fewer issuers may result in the Fund’s shares being more sensitive to the economic results of those issuers. An investment in the Fund could fluctuate in value more than an investment in a diversified fund.

Non-U.S. Securities Risk is the risk associated with investing in non-U.S. issuers. Investments in securities of non-U.S. issuers involve certain risks not involved in domestic investments (for example, fluctuations in foreign exchange rates (for non-U.S. securities not denominated in U.S. dollars); future foreign economic, financial, political and social developments; nationalization; exploration or confiscatory taxation; smaller markets; different trading and settlement practices; less governmental supervision; and different accounting, auditing and financial recordkeeping standards and requirements) that may result in the Fund experiencing more rapid and extreme changes in value than a fund that invests exclusively in securities of U.S. companies. These risks are magnified for investments in issuers tied economically to emerging markets, the economies of which tend to be more volatile than the economies of developed

markets. In addition, certain investments in non-U.S. securities may be subject to foreign withholding and other taxes on interest, dividends, capital gains or other income or proceeds. Those taxes will reduce the Fund’s yield on any such securities. See the “Taxation” section below.

Operational and Technology Risk is the risk that cyber-attacks, disruptions, or failures that affect the Fund’s service providers, counterparties, market participants, or issuers of securities held by the Fund may adversely affect the Fund and its shareholders, including by causing losses for the Fund or impairing Fund operations.

Options Risk is the risk associated with investments in options. Options, such as covered calls and covered puts, are subject to the risk that significant differences between the securities and options markets could result in an imperfect correlation between these markets.

Portfolio Turnover Risk is the risk that the Fund’s high portfolio turnover will increase the Fund’s transaction costs and may result in increased realization of net short-term capital gains (which are taxable to shareholders as ordinary income when distributed to them), higher taxable distributions and lower after-tax performance. During the last two fiscal years, the Fund experienced a high portfolio turnover rate.

Securities Lending Risk. The Fund may make secured loans of its portfolio securities. Any decline in the value of a portfolio security that occurs while the security is out on loan is borne by the Fund, and will adversely affect performance. Also, there may be delays in recovery of securities loaned, losses in the investment of collateral, and loss of rights in the collateral should the borrower of the securities fail financially while holding the security.

Securities Market Risk is the risk that the value of securities owned by the Fund may go up or down, sometimes rapidly or unpredictably, due to factors affecting particular companies or the securities markets generally. A general downturn in the securities market may cause multiple asset classes to decline in value simultaneously. Many factors can affect this value and you may lose money by investing in the Fund.

Shareholder Concentration Risk is the risk that large redemptions by a small number of large shareholders can harm remaining shareholders. Particularly large redemptions may affect asset allocation decisions and could adversely impact remaining Fund shareholders.

Short Sales Risk is the risk of loss associated with any appreciation on the price of a security borrowed in connection with a short sale. The Fund may engage in short sales that are not made “against-the-box,” which means that the Fund may sell short securities even when they are not actually owned or otherwise covered at all times during the

period the short position is open. Short sales that are not made “against-the-box” involve unlimited loss potential since the market price of securities sold short may continuously increase.

Small-Cap Company Risk is the risk that investing in the securities of small-cap companies either directly or indirectly through investments in ETFs, closed-end funds or mutual funds (“Underlying Funds”) may pose greater market and liquidity risks than larger, more established companies, because of limited product lines and/or operating history, limited financial resources, limited trading markets, and the potential lack of management depth. In addition, the securities of such companies are typically more volatile than securities of larger capitalization companies.

Swaps Risk involves both the risks associated with an investment in the underlying investments or instruments (including equity investments) and counterparty risk. In a standard over-the-counter (“OTC”) swap transaction, two parties agree to exchange the returns, differentials in rates of return or some other amount calculated based on the “notional amount” of predetermined investments or instruments, which may be adjusted for an interest factor. Swaps can involve greater risks than direct investments in securities, because swaps may be leveraged and OTC swaps are subject to counterparty risk (e.g., the risk of a counterparty’s defaulting on the obligation or bankruptcy), credit risk and pricing risk (i.e., swaps may be difficult to value). Swaps may also be considered illiquid. Certain swap transactions, including interest rate swaps and index credit default swaps, may be subject to mandatory clearing and exchange trading, although the swaps in which the Fund will invest are not currently subject to mandatory clearing and exchange trading. The use of swaps is a highly specialized activity which involves investment techniques, risk analyses and tax planning different from those associated with ordinary portfolio securities transactions. The value of swaps, like many other derivatives, may move in unexpected ways and may result in losses for the Fund.

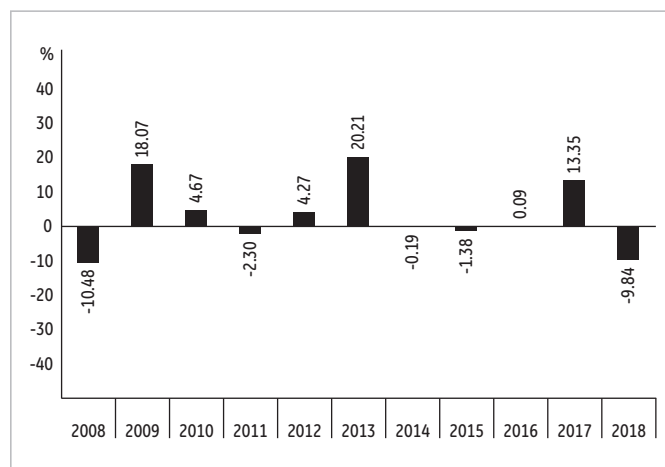
Performance

The bar chart and the Average Annual Total Returns table below provide some indication of the risks of investing in the Fund by showing changes in the performance of the Fund’s Class A Shares for each full calendar year and by showing how the Fund’s average annual returns compare with the returns of a broad-based securities market index or indices. As with all mutual funds, the Fund’s past performance (before and after taxes) does not predict how the Fund will perform in the future. The Fund’s performance reflects applicable fee waivers and/or expense limitations in effect during the periods presented, without which returns would have been lower. Both the chart and the table assume the reinvestment

of dividends and distributions. The bar chart does not reflect the deduction of applicable sales charges for Class A Shares. If sales charges had been reflected, the returns for Class A Shares would be less than those shown below. The returns of Class C and Class Z Shares would have substantially similar returns as Class A because the classes are invested in the same portfolio of securities and the annual returns would differ only to the extent that the classes have different expenses. Updated information on the Fund’s performance can be obtained by visiting <https://highlandfunds.com/funds/> or by calling 1-877-665-1287.

Calendar Year Total Returns

The bar chart shows the performance of the Fund’s Class A shares as of December 31.



The highest calendar quarter total return for Class A Shares of the Fund was 10.42% for the quarter ended September 30, 2009 and the lowest calendar quarter total return was -13.50% for the quarter ended December 31, 2018. The Fund’s year-to-date total return for Class A Shares through September 30, 2019 was 6.59%.

Average Annual Total Returns

(For the periods ended December 31, 2018)

	1 Year	5 Years	10 Years
Class A (inception 12/5/06)			
Return Before Taxes	-14.80%	-0.99%	3.71%
Return After Taxes on Distributions	-17.50%	-2.43%	2.48%
Return After Taxes on Distributions and Sale of Fund Shares	-9.07%	-1.43%	2.50%
Return Before Taxes			
Class C (inception 12/5/06)	-11.25%	-0.50%	3.69%
Class Z (inception 12/5/06)	-9.50%	0.49%	4.64%
Standard & Poor's 500 Index (reflects no deduction for fees, expenses or taxes) (inception 12/5/06)	-4.37%	8.48%	13.10%

After-tax returns in the table above are shown for Class A Shares only and after-tax returns for other share classes will vary. After-tax returns are calculated using the historical highest individual federal marginal income tax rates and do not reflect the impact of state and local taxes. Actual after-tax returns depend on an investor's tax situation and may differ from those shown. For example, after-tax returns shown are not relevant to investors who hold their Fund shares through tax-advantaged arrangements, such as 401(k) plans or individual retirement accounts.

In some cases, average annual return after taxes on distributions and sale of fund shares may be higher than the average annual return after taxes on distributions because of realized losses that would have been sustained upon the sale of fund shares immediately after the relevant periods. The calculations assume that an investor holds the shares in a taxable account, is in the actual historical highest individual federal marginal income tax bracket for each year and would have been able to immediately utilize the full realized loss to reduce his or her federal tax liability. However, actual individual tax results may vary and investors should consult their tax advisers regarding their personal tax situations.

Portfolio Management

Highland Capital Management Fund Advisors, L.P. serves as the investment adviser to the Fund. The primary individual portfolio managers for the Fund are:

Portfolio Manager		
Portfolio Managers	Experience in this Fund	Title with Adviser
James Dondero	Less than 1 year	President and Co-Founder
Bradford Heiss	1 year	Managing Director

Purchase and Sale of Fund Shares

Purchase Minimums

Initial Investment	\$2,500
Subsequent Investments	\$ 50

You may purchase shares of the Fund by mail, bank wire, electronic funds transfer or by telephone after you have opened an account with the Fund. You may obtain an account application from your financial intermediary, from the Fund by calling 1-877-665-1287 or from the Fund's website at <http://highlandfunds.com/literature>.

In general, you may sell (redeem) all or part of your Fund shares on any business day through the following options:

- Through your Financial Intermediary
- By writing to Highland Funds I — Highland Long/Short Equity Fund, PO Box 219424, Kansas City, Missouri 64121-9424, or
- By calling DST Asset Manager Solutions, Inc. at 1-877-665-1287

Financial intermediaries may independently charge fees for shareholder transactions or for advisory services. Please see their materials for details.

Tax Information

The Fund intends to make distributions that generally will be taxable to you as ordinary income, qualified dividend income or capital gains, unless you are a tax-exempt investor or otherwise investing in the Fund through a tax-advantaged arrangement, such as a 401(k) plan or an individual retirement account. If you are investing in the Fund through a tax-advantaged arrangement, you may be taxed later upon withdrawals from that arrangement.

Payments to Broker-Dealers and Other Financial Intermediaries

If you purchase shares of the Fund through a broker-dealer or other financial intermediary (such as a bank), the Fund and its related companies may pay the intermediary for the sale of Fund shares and related services. These payments may create a conflict of interest by influencing the broker-dealer or other intermediary and your salesperson to recommend the Fund over another investment. Ask your salesperson or visit your financial intermediary's website for more information.

Highland Long/Short Healthcare Fund

Investment Objective

The investment objective of Highland Long/Short Healthcare Fund (the “Long/Short Healthcare Fund” or the “Fund”) is to seek long-term capital appreciation.

Fees and Expenses of the Fund

The following tables describe the fees and expenses that you may pay if you buy and hold shares of the Fund.

You may qualify for sales charge discounts on purchases of Class A Shares if you and your family invest, or agree to invest in the future, at least \$50,000 in the Fund. More information about these and other discounts is available from your financial professional and in the “Reduced Sales Charges for Class A Shares” section on page 61 of the Fund’s Prospectus and the “Programs for Reducing or Eliminating Sales Charges” section on page 54 of the Fund’s Statement of Additional Information. Investors investing in the Fund through an intermediary should consult the Appendix to the Fund’s Prospectus, which includes information regarding financial intermediary-specific sales charges and related discount policies that apply to purchases through certain specified intermediaries.

Shareholder Fees (fees paid directly from your investment)

	Class A	Class C	Class Z
Maximum Sales Charge (Load) Imposed On Purchases (as a % of offering price)	5.50%	None	None
Maximum Sales Charge (Load) Imposed on Reinvested Dividends and other Distributions (as a % of offering price)	None	None	None
Maximum Deferred Sales Charge (Load) (as a % of the net asset value at the time of purchase or redemption, whichever is lower)	1.00% ¹	1.00% ²	None
Exchange Fee	None	None	None
Redemption Fee	None	None	None

Annual Fund Operating Expenses (expenses that you pay each year as a percentage of the value of your investment)³

	Class A	Class C	Class Z
Management fee	1.00%	1.00%	1.00%
Distribution and/or Service (12b-1) Fees	0.35%	1.00%	None
Other Expenses	0.89%	0.89%	0.89%
Interest Payments and Commitment Fees on Borrowed Funds	0.04%	0.04%	0.04%
Dividend Expense on Short Sales	0.05%	0.05%	0.05%
Remainder of Other Expenses	0.80%	0.80%	0.80%
Acquired Fund Fees and Expenses	0.03%	0.03%	0.03%
Total Annual Fund Operating Expenses ³	2.27%	2.92%	1.92%

¹ Class A Shares bought without an initial sales charge in accounts aggregating \$500,000 or more at the time of purchase are subject to a 1.00% contingent deferred sales charge (“CDSC”) if the shares are sold within 18 months of purchase.

- ² Class C Shares are subject to a 1% CDSC for redemptions of shares within one year of purchase. This CDSC does not apply to redemptions under a systematic withdrawal plan.
- ³ Total Annual Fund Operating Expenses differ from the ratios of expenses to average net assets shown in the Financial Highlights, which reflect the operating expenses of the Fund and do not include acquired fund fees and expenses.

Expense Example

This Example helps you compare the cost of investing in the Fund to the cost of investing in other mutual funds. The Example assumes that (i) you invest \$10,000 in the Fund for the time periods indicated and then sell or redeem all your shares at the end of those periods, (ii) your investment has a 5% return each year, and (iii) operating expenses remain the same. Your actual costs may be higher or lower.

	1 Year	3 Years	5 Years	10 Years
Class A	\$767	\$1,219	\$1,696	\$3,008
Class C				
if you do not sell your shares	\$295	\$903	\$1,536	\$3,239
if you sold all your shares at the end of the period	\$395	\$903	\$1,536	\$3,239
Class Z	\$195	\$602	\$1,035	\$2,239

Portfolio Turnover

The Fund pays transaction costs, such as commissions, when it buys and sells securities (or “turns over” its portfolio). A higher portfolio turnover rate may indicate higher transaction costs and may result in higher taxes when Fund shares are held in a taxable account. These costs, which are not reflected in Annual Fund Operating Expenses or in the Expense Example, affect the Fund’s performance. During the most recent fiscal year, the Fund’s portfolio turnover rate was 191% of the average value of its portfolio.

Principal Investment Strategies

The Fund seeks to achieve its investment objective by investing at least 80% of the value of its total assets (net assets plus any borrowings for investment purposes) under normal circumstances in securities of companies principally engaged in the design, development, production, sale, management or distribution of products, services or facilities used for or in connection with healthcare or medicine (“healthcare companies”). These healthcare companies include, among others, biotechnology companies, pharmaceutical firms, medical supply companies, and businesses that operate hospitals and other healthcare facilities, as well as companies engaged in medical, diagnostic, biochemical and other healthcare-related research and development activities. These healthcare companies may also include investment companies, including exchange traded funds (“ETFs”) that invest in healthcare

companies. The Fund considers a company “principally engaged” in the healthcare industry if (i) it derives at least 50% of its revenues or profits from goods produced or sold, investments made or services performed in the healthcare industry, or (ii) at least 50% of its assets are devoted to such activities. The Fund generally will take long and short positions in securities of healthcare companies and Highland Capital Management Fund Advisors, L.P. (“HCMFA” or the “Adviser”) will vary the Fund’s long-short exposure over time based on its assessment of market conditions and other factors.

Although the Fund intends to invest primarily in common stocks of healthcare companies, it may also invest in preferred stocks, warrants, convertible securities, debt securities and other securities issued by such companies. The Fund may invest up to 50% of the value of its total assets in securities of non-U.S. issuers, which may include, without limitation, emerging market issuers. Such securities may be denominated in U.S. dollars, non-U.S. currencies or multinational currency units. In addition, the Fund may invest up to 20% of the value of its total assets in a wide variety of securities and financial instruments, of all kinds and descriptions, issued by non-healthcare companies. The Fund may invest in securities of issuers of any market capitalization.

The Fund may invest without limitation in warrants and may also use derivatives, primarily swaps (including equity, variance and volatility swaps), options and futures contracts on securities, interest rates, non-physical commodities and/or currencies, as substitutes for direct investments the Fund can make. The Fund may also use derivatives such as swaps, options (including options on futures), futures, and foreign currency transactions (e.g., foreign currency swaps, futures and forwards) to any extent deemed by the Adviser to be in the best interest of the Fund, and to the extent permitted by the Investment Company Act of 1940, as amended (the “1940 Act”), to hedge various investments for risk management and speculative purposes.

The Fund may borrow an amount up to 33 1/3% (or such other percentage permitted by law) of its total assets (including the amount borrowed) less all liabilities other than borrowings. The Fund may borrow for investment purposes, to meet redemption requests and for temporary, extraordinary or emergency purposes. The use of borrowing for investment purposes (i.e., leverage) increases both investment opportunity and investment risk. However, the Fund has no present intention to use borrowing for investment purposes. The Fund may seek additional income by making secured loans on its portfolio securities.

The Fund’s investment strategy utilizes a variety of methods to evaluate long and short securities of healthcare companies

of varying market capitalizations and seeks to identify those securities that the Adviser believes have the greatest potential for capital appreciation. The Adviser also seeks to take advantage of temporary market inefficiencies in order to boost the overall performance of the Fund.

In selecting investments for long positions of the Fund, the Adviser focuses on issuers that it believes: (i) have strong, free cash flow and pay regular dividends; (ii) have potential for long-term earnings per share growth; (iii) may be subject to a value catalyst, such as industry developments, regulatory changes, changes in management, sale or spin-off of a division or the development of a profitable new business; (iv) are well-managed; and (v) will benefit from sustainable long-term economic dynamics, such as globalization of demand for an issuer’s products or an issuer’s increased focus on productivity or enhancement of services.

The Adviser may sell short securities of a company that the Adviser believes: (i) is overvalued relative to normalized business and industry fundamentals or to the expected growth that the Adviser believes the company will achieve; (ii) has a faulty business model; (iii) engages in questionable accounting practices; (iv) shows declining cash flow and/or liquidity; (v) has earnings estimates which the Adviser believes are too high; (vi) has weak competitive barriers to entry; (vii) suffers from deteriorating industry and/or business fundamentals; (viii) has a weak management team; (ix) will see multiple contraction; (x) is not adapting to changes in technological, regulatory or competitive environments; or (xi) provides a hedge against the Fund’s long exposure, such as a broad based market ETF. Technical analysis may be used to help in the decision making process.

The Adviser generates investment ideas from a variety of different sources. These include, but are not limited to, screening software using both fundamental and technical factors, industry contacts, consultants, company press releases, company conference calls, conversations with company management teams, buy-side contacts, sell-side contacts, brokers, third-party research, independent research of financial and corporate information, third-party research databases, and news services. The Adviser will make investment decisions based on its analysis of the security’s value, and will also take into account its view of macroeconomic conditions and healthcare industry trends. The Adviser will make investments without regard to a company’s level of capitalization or the tax consequences of the investment (short or long term capital gains).

Once an investment opportunity is determined to be attractive as a stand-alone investment, the Adviser will evaluate the effect of adding that investment to the Fund’s portfolio. In doing so, the Adviser may seek to minimize the market-related portfolio volatility as well as the risk of a

capital loss by hedging such risks primarily through the use of options and other derivatives.

The Fund is a non-diversified fund as defined in the 1940 Act, but it intends to adhere to the diversification requirements applicable to regulated investment companies ("RICs") under Subchapter M of the Internal Revenue Code of 1986, as amended (the "Code"). The Fund is not intended to be a complete investment program.

The Adviser expects that the Fund's active or frequent trading of portfolio securities will result in a portfolio turnover rate in excess of 100% on an annual basis. As a result, the Fund may be more likely to realize capital gains, including short-term capital gains taxable as ordinary income, that must be distributed to shareholders as taxable income. High turnover may also cause the Fund to pay more brokerage commissions and to incur other transaction costs, which may detract from performance. The Fund's portfolio turnover rate and the amount of brokerage commissions and transaction costs it incurs will vary over time based on market conditions.

Principal Risks

When you sell Fund shares, they may be worth less than what you paid for them. Consequently, you can lose money by investing in the Fund. No assurance can be given that the Fund will achieve its investment objective, and investment results may vary substantially over time and from period to period. An investment in the Fund is not appropriate for all investors.

An investment in the Fund is not a deposit of any bank and is not insured or guaranteed by the Federal Deposit Insurance Corporation (FDIC) or any other government agency.

Industry Concentration-Healthcare Companies Risk is the risk that because the Fund normally invests at least 80% of the value of its assets in healthcare companies, the Fund's performance largely depends on the overall condition of the healthcare industry and the Fund is more susceptible to economic, political and regulatory risks or other occurrences associated with the healthcare industry than a fund that does not focus on healthcare companies. Healthcare companies, including biotechnology companies and pharmaceutical firms, may be significantly affected by product obsolescence, thin capitalization, limited product lines and markets, civil liability claims and legislative or regulatory activities, among other factors.

Biotechnology Industry Risk is the risk that the Fund's investments in biotechnology companies is highly dependent on the development, procurement and/or marketing of drugs and may be valued based on the potential or actual performance of a limited number of products. A biotechnology company's valuation could be affected if one

of its products proves unsafe, ineffective or unprofitable. Such companies may also be characterized by thin capitalization and limited markets, financial resources or personnel. The stock prices of companies involved in the biotechnology sector have been and will likely continue to be extremely volatile.

Convertible Securities Risk is the risk that the market value of convertible securities may fluctuate due to changes in, among other things, interest rates; other economic conditions; industry fundamentals; market sentiment; the issuer's operating results, financial statements, and credit ratings; and the market value of the underlying common or preferred stock.

Counterparty Risk is the risk that a counterparty (the other party to a transaction or an agreement or the party with whom the Fund executes transactions) to a transaction with the Fund may be unable or unwilling to make timely principal, interest or settlement payments, or otherwise honor its obligations.

Credit Risk is the risk that the issuers of certain securities or the counterparties of a derivatives contract or repurchase contract might be unable or unwilling (or perceived as being unable or unwilling) to make interest and/or principal payments when due, or to otherwise honor its obligations. Debt securities are subject to the risk of non-payment of scheduled interest and/or principal. Non-payment would result in a reduction of income to the Fund, a reduction in the value of the obligation experiencing non-payment and a potential decrease in the net asset value ("NAV") of the Fund.

Currency Risk is the risk that fluctuations in exchange rates will adversely affect the value of the Fund's foreign currency holdings and investments denominated in foreign currencies.

Debt Securities Risk is the risk associated with the fact that the value of debt securities typically changes in response to various factors, including, by way of example, market-related factors (such as changes in interest rates or changes in the risk appetite of investors generally) and changes in the actual or perceived ability of the issuer (or of issuers generally) to meet its (or their) obligations. During periods of rising interest rates, debt securities generally decline in value. Conversely, during periods of falling interest rates, debt securities generally rise in value. This kind of market risk is generally greater for funds investing in debt securities with longer maturities.

Derivatives Risk is a combination of several risks, including the risks that: (1) an investment in a derivative instrument may not correlate well with the performance of the securities or asset class to which the Fund seeks exposure, (2) derivative contracts, including options, may expire worthless and the use of derivatives may result in losses to

the Fund, (3) a derivative instrument entailing leverage may result in a loss greater than the principal amount invested, (4) derivatives not traded on an exchange may be subject to credit risk, for example, if the counterparty does not meet its obligations (see also “Counterparty Risk”), and (5) derivatives not traded on an exchange may be subject to liquidity risk and the related risk that the instrument is difficult or impossible to value accurately. As a general matter, when the Fund establishes certain derivative instrument positions, such as certain futures, options and forward contract positions, it will segregate liquid assets (such as cash, U.S. Treasury bonds or commercial paper) equivalent to the Fund’s outstanding obligations under the contract or in connection with the position. In addition, changes in laws or regulations may make the use of derivatives more costly, may limit the availability of derivatives, or may otherwise adversely affect the use, value or performance of derivatives. The Fund’s ability to pursue its investment strategy, including its strategy of investing in certain derivative instruments, may be limited to or adversely affected by the Fund’s intention to qualify as a RIC, and its strategy may bear adversely on its ability to so qualify.

Emerging Markets Risk is the risk of investing in securities of issuers tied economically to emerging markets, which entails all of the risks of investing in securities of non-U.S. issuers detailed below under “Non-U.S. Securities Risk” to a heightened degree. These heightened risks include: (i) greater risks of expropriation, confiscatory taxation, nationalization, and less social, political and economic stability; (ii) the smaller size of the markets for such securities and a lower volume of trading, resulting in lack of liquidity and in price volatility; (iii) greater fluctuations in currency exchange rates; and (iv) certain national policies that may restrict the Fund’s investment opportunities, including restrictions on investing in issuers or industries deemed sensitive to relevant national interests.

Equity Securities Risk is the risk that stock prices will fall over short or long periods of time. In addition, common stocks represent a share of ownership in a company, and rank after bonds and preferred stock in their claim on the company’s assets in the event of bankruptcy.

Exchange-Traded Funds (“ETF”) Risk is the risk that the price movement of an ETF may not exactly track the underlying index and may result in a loss. In addition, shareholders bear both their proportionate share of the Fund’s expenses and similar expenses of the underlying investment company when the Fund invests in shares of another investment company.

Hedging Risk is the risk that, although intended to limit or reduce investment risk, hedging strategies may also limit or reduce the potential for profit. There is no assurance that hedging strategies will be successful.

Illiquid and Restricted Securities Risk is the risk that the Adviser may not be able to sell illiquid or restricted securities, such as securities issued pursuant to Rule 144A of the Securities Act of 1933, at the price it would like or may have to sell them at a loss. Securities of non-U.S. issuers, and emerging or developing markets securities in particular, are subject to greater liquidity risk.

Interest Rate Risk is the risk that fixed income securities will decline in value because of changes in interest rates. When interest rates decline, the value of fixed rate securities already held by the Fund can be expected to rise. Conversely, when interest rates rise, the value of existing fixed rate portfolio securities can be expected to decline. A fund with a longer average portfolio duration will be more sensitive to changes in interest rates than a fund with a shorter average portfolio duration.

Leverage Risk is the risk associated with the use of leverage for investment purposes to create opportunities for greater total returns. Any investment income or gains earned with respect to the amounts borrowed that are in excess of the interest that is due on the borrowing will augment the Fund’s income. Conversely, if the investment performance with respect to the amounts borrowed fails to cover the interest on such borrowings, the value of the Fund’s shares may decrease more quickly than would otherwise be the case. Interest payments and fees incurred in connection with such borrowings will reduce the amount of net income available for payment to Fund shareholders.

Liquidity Risk is the risk that low trading volume, lack of a market maker, large position size, or legal restrictions (including daily price fluctuation limits or “circuit breakers”) limits or prevents the Fund from selling particular securities or unwinding derivative positions at desirable prices. At times, a major portion of any portfolio security may be held by relatively few institutional purchasers. Even if the Fund considers such securities liquid because of the availability of an institutional market, such securities may become difficult to value or sell in adverse market or economic conditions.

Management Risk is the risk associated with the fact that the Fund relies on the Adviser’s ability to achieve its investment objective. The Adviser may be incorrect in its assessment of the intrinsic value of the companies whose securities the Fund holds, which may result in a decline in the value of Fund shares and failure to achieve its investment objective. The Fund’s portfolio managers use qualitative analyses and/or models. Any imperfections or limitations in such analyses and models could affect the ability of the portfolio managers to implement strategies.

Mid-Cap Company Risk is the risk that investing in securities of mid-cap companies may entail greater risks than investments in larger, more established companies. Mid-cap

companies tend to have more narrow product lines, more limited financial resources and a more limited trading market for their stocks, as compared with larger companies. As a result, their stock prices may decline significantly as market conditions change.

Non-Diversification Risk is the risk that an investment in the Fund could fluctuate in value more than an investment in a diversified fund. As a non-diversified fund for purposes of the 1940 Act, the Fund may invest a larger portion of its assets in the securities of fewer issuers than a diversified fund. The Fund's investment in fewer issuers may result in the Fund's shares being more sensitive to the economic results of those issuers. An investment in the Fund could fluctuate in value more than an investment in a diversified fund. This risk is particularly pronounced for the Fund, which from time to time may own a very small number of positions, each of which is a relatively large portion of the Fund's portfolio.

Non-U.S. Securities Risk is the risk associated with investing in non-U.S. issuers. Investments in securities of non-U.S. issuers involve certain risks not involved in domestic investments (for example, fluctuations in foreign exchange rates (for non-U.S. securities not denominated in U.S. dollars); future foreign economic, financial, political and social developments; nationalization; exploration or confiscatory taxation; smaller markets; different trading and settlement practices; less governmental supervision; and different accounting, auditing and financial recordkeeping standards and requirements) that may result in the Fund experiencing more rapid and extreme changes in value than a fund that invests exclusively in securities of U.S. companies. These risks are magnified for investments in issuers tied economically to emerging markets, the economies of which tend to be more volatile than the economies of developed markets. In addition, certain investments in non-U.S. securities may be subject to foreign withholding and other taxes on interest, dividends, capital gains or other income or proceeds. Those taxes will reduce the Fund's yield on any such securities. See the "Taxation" section below.

Operational and Technology Risk is the risk that cyber-attacks, disruptions, or failures that affect the Fund's service providers, counterparties, market participants, or issuers of securities held by the Fund may adversely affect the Fund and its shareholders, including by causing losses for the Fund or impairing Fund operations.

Options Risk is the risk associated with investments in options. Options, such as covered calls and covered puts, are subject to the risk that significant differences between the securities and options markets could result in an imperfect correlation between these markets.

Portfolio Turnover Risk is the risk that the Fund's high portfolio turnover will increase the Fund's transaction costs

and may result in increased realization of net short-term capital gains (which are taxable to shareholders as ordinary income when distributed to them), higher taxable distributions and lower after-tax performance. During the last two fiscal years, the Fund experienced a high portfolio turnover rate.

Risk of Substantial Redemptions is the risk that if substantial numbers of shares in the Fund were to be redeemed at the same time or at approximately the same time, the Fund might be required to liquidate a significant portion of its investment portfolio quickly to meet the redemptions. The Fund might be forced to sell portfolio securities at prices or at times when it would otherwise not have sold them.

Securities Lending Risk. The Fund may make secured loans of its portfolio securities. Any decline in the value of a portfolio security that occurs while the security is out on loan is borne by the Fund, and will adversely affect performance. Also, there may be delays in recovery of securities loaned, losses in the investment of collateral, and loss of rights in the collateral should the borrower of the securities fail financially while holding the security.

Securities Market Risk is the risk that the value of securities owned by the Fund may go up or down, sometimes rapidly or unpredictably, due to factors affecting particular companies or the securities markets generally. A general downturn in the securities market may cause multiple asset classes to decline in value simultaneously. Many factors can affect this value and you may lose money by investing in the Fund.

Short Sales Risk is the risk of loss associated with any appreciation on the price of a security borrowed in connection with a short sale. The Fund may engage in short sales that are not made "against-the-box," which means that the Fund may sell short securities even when they are not actually owned or otherwise covered at all times during the period the short position is open. Short sales that are not made "against-the-box" involve unlimited loss potential since the market price of securities sold short may continuously increase.

Small-Cap Company Risk is the risk that investing in the securities of small-cap companies either directly or indirectly through investments in ETFs, closed-end funds or mutual funds ("Underlying Funds") may pose greater market and liquidity risks than larger, more established companies, because of limited product lines and/or operating history, limited financial resources, limited trading markets, and the potential lack of management depth. In addition, the securities of such companies are typically more volatile than securities of larger capitalization companies.

Swaps Risk involves both the risks associated with an investment in the underlying investments or instruments

(including equity investments) and counterparty risk. In a standard over-the-counter (“OTC”) swap transaction, two parties agree to exchange the returns, differentials in rates of return or some other amount calculated based on the “notional amount” of predetermined investments or instruments, which may be adjusted for an interest factor. Swaps can involve greater risks than direct investments in securities, because swaps may be leveraged and OTC swaps are subject to counterparty risk (e.g., the risk of a counterparty’s defaulting on the obligation or bankruptcy), credit risk and pricing risk (i.e., swaps may be difficult to value). Swaps may also be considered illiquid. Certain swap transactions, including interest rate swaps and index credit default swaps, may be subject to mandatory clearing and exchange trading, although the swaps in which the Fund will invest are not currently subject to mandatory clearing and exchange trading. The use of swaps is a highly specialized activity which involves investment techniques, risk analyses and tax planning different from those associated with ordinary portfolio securities transactions. The value of swaps, like many other derivatives, may move in unexpected ways and may result in losses for the Fund.

Performance

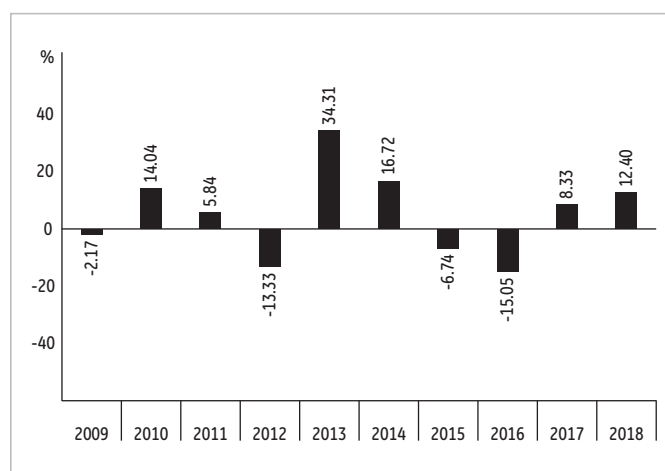
The bar chart and the Average Annual Total Returns table below provide some indication of the risks of investing in the Fund by showing changes in the performance of the Fund’s Class A Shares for each full calendar year and by showing how the Fund’s average annual returns compare with the returns of a broad-based securities market index or indices. As with all mutual funds, the Fund’s past performance (before and after taxes) does not predict how the Fund will perform in the future. The Fund’s performance reflects applicable fee waivers and/or expense limitations in effect during the periods presented, without which returns would have been lower. Both the chart and the table assume the reinvestment of dividends and distributions. The bar chart does not reflect the deduction of applicable sales charges for Class A Shares. If sales charges had been reflected, the returns for Class A Shares would be less than those shown below. The returns of Class C and Class Z Shares would have substantially similar returns as Class A because the classes are invested in the same portfolio of securities and the annual returns would differ only to the extent that the classes have different expenses. Updated information on the Fund’s performance can be obtained by visiting <https://highlandfunds.com/funds/> or by calling 1-877-665-1287.

Performance information prior to May 6, 2010 reflects the results of the Fund’s previous investment strategy. In certain periods, the Fund invested its assets in a very small number of issuers and, as a result, a change in the value of an individual portfolio holding may have had a significant impact

on the Fund’s performance. As the Fund invests in a larger number of issuers, the impact on the performance of an individual portfolio holding will generally decrease.

Calendar Year Total Returns

The bar chart shows the performance of the Fund’s Class A shares as of December 31.



The highest calendar quarter total return for Class A Shares of the Fund was 17.48% for the quarter ended March 31, 2014 and the lowest calendar quarter total return was -16.04% for the quarter ended March 31, 2016. The Fund’s year-to-date total return for Class A Shares through September 30, 2019 was -1.76%.

Average Annual Total Returns

(For the periods ended December 31, 2018)

	1 Year	5 Years	10 Years
Class A (inception 5/5/08)			
Return Before Taxes	6.21%	1.25%	4.91%
Return After Taxes on Distributions	6.17%	0.44%	3.26%
Return After Taxes on Distributions and Sale of Fund Shares	3.89%	0.57%	2.98%
Return Before Taxes			
Class C (inception 5/5/08)	10.53%	1.78%	4.84%
Class Z (inception 5/5/08)	12.72%	2.77%	5.84%
Standard & Poor’s 500 Index (reflects no deduction for fees, expenses or taxes)			
	-4.37%	8.48%	7.85%
Standard & Poor’s Healthcare Index (reflects no deduction for fees, expenses or taxes)			
	6.43%	11.12%	11.92%

After-tax returns in the table above are shown for Class A Shares only and after-tax returns for other share classes will vary. After-tax returns are calculated using the historical highest individual federal marginal income tax rates and do not reflect the impact of state and local taxes. Actual after-tax returns depend on an investor’s tax situation and

may differ from those shown. For example, after-tax returns shown are not relevant to investors who hold their Fund shares through tax-advantaged arrangements, such as 401(k) plans or individual retirement accounts.

In some cases, average annual return after taxes on distributions and sale of fund shares may be higher than the average annual return after taxes on distributions because of realized losses that would have been sustained upon the sale of fund shares immediately after the relevant periods. The calculations assume that an investor holds the shares in a taxable account, is in the actual historical highest individual federal marginal income tax bracket for each year and would have been able to immediately utilize the full realized loss to reduce his or her federal tax liability. However, actual individual tax results may vary and investors should consult their tax advisers regarding their personal tax situations.

Portfolio Management

Highland Capital Management Fund Advisors, L.P. serves as the investment adviser to the Fund. The primary individual portfolio managers for the Fund are:

Portfolio Manager	Portfolio Manager	
	Experience in this Fund	Title with Adviser
James Dondero	1 year	President and Co-Founder
Nate Burns	Less than 1 year	Managing Director

Purchase and Sale of Fund Shares

Purchase Minimums

Initial Investment	\$2,500
Subsequent Investments	\$ 50

You may purchase shares of the Fund by mail, bank wire, electronic funds transfer or by telephone after you have opened an account with the Fund. You may obtain an account application from your financial intermediary, from the Fund by calling 1-877-665-1287 or from the Fund's website at <http://highlandfunds.com/literature>.

In general, you may sell (redeem) all or part of your Fund shares on any business day through the following options:

- Through your Financial Intermediary
- By writing to Highland Funds I — Highland Long/Short Healthcare Fund, PO Box 219424, Kansas City, Missouri 64121-9424, or
- By calling DST Asset Manager Solutions, Inc. at 1-877-665-1287

Financial intermediaries may independently charge fees for shareholder transactions or for advisory services. Please see their materials for details.

Tax Information

The Fund intends to make distributions that generally will be taxable to you as ordinary income, qualified dividend income or capital gains, unless you are a tax-exempt investor or otherwise investing in the Fund through a tax-advantaged arrangement, such as a 401(k) plan or an individual retirement account. If you are investing in the Fund through a tax-advantaged arrangement, you may be taxed later upon withdrawals from that arrangement.

Payments to Broker-Dealers and Other Financial Intermediaries

If you purchase shares of the Fund through a broker-dealer or other financial intermediary (such as a bank), the Fund and its related companies may pay the intermediary for the sale of Fund shares and related services. These payments may create a conflict of interest by influencing the broker-dealer or other intermediary and your salesperson to recommend the Fund over another investment. Ask your salesperson or visit your financial intermediary's website for more information.

Highland Merger Arbitrage Fund

Investment Objective

The investment objective of Highland Merger Arbitrage Fund (the “Merger Arbitrage Fund” or the “Fund”) is to generate positive absolute returns.

Fees and Expenses of the Fund

The following tables describe the fees and expenses that you may pay if you buy and hold shares of the Fund.

You may qualify for sales charge discounts on purchases of Class A Shares if you and your family invest, or agree to invest in the future, at least \$50,000 in the Fund. More information about these and other discounts is available from your financial professional and in the “Reduced Sales Charges for Class A Shares” section on page 61 of the Fund’s Prospectus and the “Programs for Reducing or Eliminating Sales Charges” section on page 54 of the Fund’s Statement of Additional Information. Investors investing in the Fund through an intermediary should consult the Appendix to the Fund’s Prospectus, which includes information regarding financial intermediary-specific sales charges and related discount policies that apply to purchases through certain specified intermediaries.

Shareholder Fees (fees paid directly from your investment)

	Class A	Class C	Class Z
Maximum Sales Charge (Load) Imposed On Purchases (as a % of offering price)	5.50%	None	None
Maximum Sales Charge (Load) Imposed on Reinvested Dividends and other Distributions (as a % of offering price)	None	None	None
Maximum Deferred Sales Charge (Load) (as a % of the net asset value at the time of purchase or redemption, whichever is lower)	1.00% ¹	1.00% ²	None
Exchange Fee	None	None	None
Redemption Fee	None	None	None

Annual Fund Operating Expenses (expenses that you pay each year as a percentage of the value of your investment)

	Class A	Class C	Class Z
Management fee	1.20%	1.20%	1.20%
Distribution and/or Service (12b-1) Fees	0.35%	1.00%	None
Other Expenses	3.76%	3.70%	3.79%
Interest Payments and Commitment Fees on Borrowed Funds	0.73%	0.73%	0.73%
Dividend Expense on Short Sales	2.01%	2.01%	2.01%
Remainder of Other Expenses	1.02%	1.05%	1.14%
Acquired Fund Fees and Expenses	0.01%	0.01%	0.01%
Total Annual Fund Operating Expenses	5.32%	5.91%	5.00%
Expense Reimbursement ³	-0.86%	-0.77%	-0.74%
Total Annual Fund Operating Expenses After Expense Reimbursement	4.46%	5.14%	4.26%

- ¹ Class A Shares bought without an initial sales charge in accounts aggregating \$500,000 or more at the time of purchase are subject to a 1.00% contingent deferred sales charge (“CDSC”) if the shares are sold within 18 months of purchase.
- ² Class C Shares are subject to a 1% CDSC for redemptions of shares within one year of purchase. This CDSC does not apply to redemptions under a systematic withdrawal plan.
- ³ Highland Capital Management Fund Advisors, L.P. (“HCMFA” or the “Adviser”) has contractually agreed to limit the total annual operating expenses (exclusive of fees paid by the Fund pursuant to its distribution plan under Rule 12b-1 under the Investment Company Act of 1940, as amended (the “1940 Act”), taxes, dividend expenses on short sales, interest payments, brokerage commissions and other transaction costs, acquired fund fees and expenses, and extraordinary expenses (collectively, the “Excluded Expenses”)) of the Fund to 1.50% of average daily net assets attributable to any class of the Fund (the “Expense Cap”). The Expense Cap will continue through at least October 31, 2020 and may not be terminated prior to this date without the action or consent of the Fund’s Board of Trustees. Under the expense limitation agreement, the Adviser may recoup waived and/or reimbursed amounts with respect to the Fund within thirty-six months of the date such amounts were waived or reimbursed, provided the Fund’s total annual operating expenses, including such recoupment, do not exceed the Expense Cap in effect at the time of such waiver/reimbursement.

Expense Example

This Example helps you compare the cost of investing in the Fund to the cost of investing in other mutual funds. The Example assumes that (i) you invest \$10,000 in the Fund for the time periods indicated and then sell or redeem all your shares at the end of those periods, (ii) your investment has a 5% return each year, and (iii) operating expenses remain the same. Only the first year of each period in the Example takes into account the expense reimbursement described above. Your actual costs may be higher or lower.

	1 Year	3 Years	5 Years	10 Years
Class A	\$973	\$1,981	\$2,983	\$5,459
Class C				
if you do not sell your shares	\$514	\$1,684	\$2,833	\$5,615
if you sold all your shares at the end of the period	\$614	\$1,684	\$2,833	\$5,615
Class Z	\$428	\$1,436	\$2,444	\$4,963

Portfolio Turnover

The Fund pays transaction costs, such as commissions, when it buys and sells securities (or “turns over” its portfolio). A higher portfolio turnover rate may indicate higher transaction costs and may result in higher taxes when Fund shares are held in a taxable account. These costs, which are not reflected in Annual Fund Operating Expenses or in the Expense Example, affect the Fund’s performance. During the most recent fiscal year, the Fund’s portfolio turnover rate was 712% of the average value of its portfolio.

Principal Investment Strategies

The Fund seeks to achieve its investment objective by investing, under normal circumstances, at least 80% of the value of its total assets (net assets plus the amount of any borrowings for investment purposes) in securities of companies that are involved in publicly-announced mergers (including mergers through takeovers and tender offers, so long as tender offers are being used to effect a merger) ("Merger Transactions") or companies that the Adviser believes may be involved in Merger Transactions. This investment policy is not fundamental and may be changed by the Fund without shareholder approval upon 60 days' prior written notice to shareholders. There can be no assurance that the Fund will achieve its investment objective.

The Fund engages in risk arbitrage strategies, particularly merger arbitrage strategies, in order to achieve its investment objective. Merger arbitrage is a highly specialized investment approach generally designed to profit from the successful completion of Merger Transactions. Although a variety of strategies may be employed depending upon the nature of the reorganizations selected for investment, the simplest form of merger arbitrage activity involves purchasing the shares of an announced acquisition target at a discount to their expected value upon completion of the acquisition. The size of this discount, known as the arbitrage "spread," may represent the Fund's potential profit on such an investment. The merger arbitrage strategy is designed to provide performance that the Adviser believes will normally have relatively low correlation with the overall performance of stock markets.

The Fund generally invests in stocks of target companies in potential Merger Transactions based on the Adviser's expected risk adjusted return for the arbitrage transaction. In most cases, the Fund will buy the target's stock soon after the announcement of the Merger Transaction (or when one or more publicly disclosed events point toward the possibility of some type of Merger Transaction within a reasonable time) and may, but is not required to, hold the stock until the deal is completed. While the Fund will usually invest in the common stock of the target, it may also invest in other securities of the target such as convertible debentures, debt, American Depositary Receipts (ADRs), options, and bonds.

In making merger arbitrage investments for the Fund, the Adviser is guided, without limitation, by the following general considerations:

- Annualized and absolute returns;
- Downside risk if a transaction is terminated;
- Proposed financing terms;
- Transaction size;

- Regulatory approvals needed;
- Anti-trust concerns; and
- Shareholder voting requirements.

The Adviser may invest the Fund's assets in both negotiated, or "friendly," reorganizations and non-negotiated, or "hostile," takeover attempts, but in either case the Adviser's primary considerations include the likelihood that the transaction will be successfully completed and its risk-adjusted profile. The Fund may also participate in other forms of arbitrage including, without limitation, share class arbitrage. The Fund may also short a company in an announced transaction in anticipation that the deal will be terminated or deal terms will be re-negotiated. The Fund may hold a significant portion of its assets in cash and money market instruments in anticipation of arbitrage opportunities, and investments in money market instruments will not be deemed violations of the 80% test above.

Equity securities in which the Fund may invest include common stock, preferred stock, securities convertible into common stock, rights and warrants or securities or other instruments whose price is linked to the value of common stock. The Fund may invest in issuers of any market capitalization. Although the equity securities in which the Fund invests may be denominated in any currency and may be located in emerging markets without limit, the Fund will primarily invest in equity securities that are located in developed markets. Such investment may be denominated in U.S. dollars, non-U.S. currencies or multinational currency units. The Fund engages in active trading and may invest a portion of its assets to seek short-term capital appreciation.

The Fund may employ a variety of hedging strategies to protect against issuer-related risk or other risks, including selling short the securities of the company that proposes to acquire the acquisition target. The Fund may invest without limitation in warrants and may also use derivatives, primarily swaps (including equity, variance and volatility swaps), options and futures contracts on securities, interest rates, commodities and/or currencies, as substitutes for direct investments the Fund can make. The Fund may also use derivatives such as swaps, options (including options on futures), futures, and foreign currency transactions (e.g., foreign currency swaps, futures and forwards) to any extent deemed by the Adviser to be in the best interest of the Fund, and to the extent permitted by the 1940 Act, to hedge various investments for risk management and speculative purposes.

The Fund may employ currency hedges (either in the forward, futures or options markets) in certain circumstances to reduce currency risk on investments in assets denominated in foreign currencies.

The Fund may invest in other investment companies, including exchange-traded funds ("ETFs"). To the extent that the Fund invests in shares of another investment company or ETF, the Fund bears its proportionate share of the expenses of the underlying investment company or ETF and is subject to the risks of the underlying investment company's or ETF's investments.

The Fund may borrow an amount up to 33 1/3% (or such other percentage permitted by law) of its total assets (including the amount borrowed) less all liabilities other than borrowings. The Fund may borrow for investment purposes, to meet redemption requests, and for temporary, extraordinary or emergency purposes. The use of leverage for investment purposes increases both investment opportunity and investment risk. The Fund may seek additional income by making secured loans on its portfolio securities.

The Adviser expects that the Fund's active or frequent trading of portfolio securities will result in a portfolio turnover rate in excess of 100% on an annual basis. As a result, the Fund may be more likely to realize capital gains, including short-term capital gains taxable as ordinary income, that must be distributed to shareholders as taxable income. High turnover may also cause the Fund to pay more brokerage commissions and to incur other transaction costs, which may detract from performance. The Fund's portfolio turnover rate and the amount of brokerage commissions and transaction costs it incurs will vary over time based on market conditions.

The Fund may also invest in debt securities of any kind, including debt securities of varying maturities, below investment grade securities or unrated securities of similar credit quality (commonly known as "high yield securities" or "junk securities"), debt securities paying a fixed or fluctuating rate of interest, inflation-indexed bonds, structured notes, loan assignments, loan participations, asset-backed securities, debt securities convertible into equity securities, and securities issued or guaranteed by the U.S. Government or its agencies or instrumentalities, by foreign governments or international agencies or supranational entities or by domestic or foreign private issuers.

The Adviser normally allocates the Fund's investments across different industries and sectors, but the Adviser may invest a significant percentage of the Fund's assets in issuers in a single or small number of industries or sectors as a result of its merger arbitrage investment strategy. As a result, the Fund's investments may focus on the information technology and financials sectors.

The Adviser may sell securities at any time, including if the Adviser's evaluation of the risk/reward ratio is no longer favorable.

The Fund is non-diversified as defined in the 1940 Act. The Fund is not intended to be a complete investment program.

The Adviser expects that the Fund's active or frequent trading of portfolio securities will result in a portfolio turnover rate in excess of 100% on an annual basis. As a result, the Fund may be more likely to realize capital gains, including short-term capital gains taxable as ordinary income, that must be distributed to shareholders as taxable income. High turnover may also cause the Fund to pay more brokerage commissions and to incur other transaction costs, which may detract from performance. The Fund's portfolio turnover rate and the amount of brokerage commissions and transaction costs it incurs will vary over time based on market conditions.

Principal Risks

When you sell Fund shares, they may be worth less than what you paid for them. Consequently, you can lose money by investing in the Fund. No assurance can be given that the Fund will achieve its investment objective, and investment results may vary substantially over time and from period to period. An investment in the Fund is not appropriate for all investors.

An investment in the Fund is not a deposit of any bank and is not insured or guaranteed by the Federal Deposit Insurance Corporation (FDIC) or any other government agency.

Industry Focus Risk is the risk that the Fund may be particularly susceptible to economic, political or regulatory events affecting those industries in which the Fund focuses its investments. Because the Fund currently focuses its investments in the information technology and financials sectors, the Fund's performance largely depends on the overall condition of these industries and the Fund is susceptible to economic, political and regulatory risks or other occurrences associated with these industries.

Financial Services Sector Risk is the risk associated with investments in the financial services sector. Such investments may be subject to credit risk, interest rate risk, and regulatory risk, among others. Banks and other financial institutions can be affected by such factors as downturns in the U.S. and foreign economies and general economic cycles, fiscal and monetary policy, adverse developments in the real estate market, the deterioration or failure of other financial institutions, and changes in banking or securities regulations.

Information Technology Sector Risk is the risk that the Fund may be impacted by risks faced by companies in the information technology sector. Information technology companies face intense competition and potentially rapid product obsolescence. They are also heavily dependent on intellectual property rights and may be adversely affected by the loss or impairment of those rights. Companies in the software industry may be adversely affected by, among other things, the decline or fluctuation of subscription renewal rates for their products and services and actual or perceived vulnerabilities in their products or services.

Convertible Securities Risk is the risk that the market value of convertible securities may fluctuate due to changes in, among other things, interest rates; other economic conditions; industry fundamentals; market sentiment; the issuer's operating results, financial statements, and credit ratings; and the market value of the underlying common or preferred stock.

Counterparty Risk is the risk that a counterparty (the other party to a transaction or an agreement or the party with whom the Fund executes transactions) to a transaction with the Fund may be unable or unwilling to make timely principal, interest or settlement payments, or otherwise honor its obligations.

Credit Risk is the risk that the issuers of certain securities or the counterparties of a derivatives contract or repurchase contract might be unable or unwilling (or perceived as being unable or unwilling) to make interest and/or principal payments when due, or to otherwise honor its obligations. Debt securities are subject to the risk of non-payment of scheduled interest and/or principal. Non-payment would result in a reduction of income to the Fund, a reduction in the value of the obligation experiencing non-payment and a potential decrease in the net asset value ("NAV") of the Fund.

Currency Risk is the risk that fluctuations in exchange rates will adversely affect the value of the Fund's foreign currency holdings and investments denominated in foreign currencies.

Debt Securities Risk is the risk associated with the fact that the value of debt securities typically changes in response to various factors, including, by way of example, market-related factors (such as changes in interest rates or changes in the risk appetite of investors generally) and changes in the actual or perceived ability of the issuer (or of issuers generally) to meet its (or their) obligations. During periods of rising interest rates, debt securities generally decline in value. Conversely, during periods of falling interest rates, debt securities generally rise in value. This kind of market risk is generally greater for funds investing in debt securities with longer maturities.

Derivatives Risk is a combination of several risks, including the risks that: (1) an investment in a derivative instrument may not correlate well with the performance of the securities or asset class to which the Fund seeks exposure, (2) derivative contracts, including options, may expire worthless and the use of derivatives may result in losses to the Fund, (3) a derivative instrument entailing leverage may result in a loss greater than the principal amount invested, (4) derivatives not traded on an exchange may be subject to credit risk, for example, if the counterparty does not meet its obligations (see also "Counterparty Risk"), and (5) derivatives not traded on an exchange may be subject to liquidity risk and the related risk that the instrument is difficult or

impossible to value accurately. As a general matter, when the Fund establishes certain derivative instrument positions, such as certain futures, options and forward contract positions, it will segregate liquid assets (such as cash, U.S. Treasury bonds or commercial paper) equivalent to the Fund's outstanding obligations under the contract or in connection with the position. In addition, changes in laws or regulations may make the use of derivatives more costly, may limit the availability of derivatives, or may otherwise adversely affect the use, value or performance of derivatives. The Fund's ability to pursue its investment strategy, including its strategy of investing in certain derivative instruments, may be limited to or adversely affected by the Fund's intention to qualify as a RIC, and its strategy may bear adversely on its ability to so qualify.

Emerging Markets Risk is the risk of investing in securities of issuers tied economically to emerging markets, which entails all of the risks of investing in securities of non-U.S. issuers detailed below under "Non-U.S. Securities Risk" to a heightened degree. These heightened risks include: (i) greater risks of expropriation, confiscatory taxation, nationalization, and less social, political and economic stability; (ii) the smaller size of the markets for such securities and a lower volume of trading, resulting in lack of liquidity and in price volatility; (iii) greater fluctuations in currency exchange rates; and (iv) certain national policies that may restrict the Fund's investment opportunities, including restrictions on investing in issuers or industries deemed sensitive to relevant national interests.

Equity Securities Risk is the risk that stock prices will fall over short or long periods of time. In addition, common stocks represent a share of ownership in a company, and rank after bonds and preferred stock in their claim on the company's assets in the event of bankruptcy.

Exchange-Traded Funds ("ETF") Risk is the risk that the price movement of an ETF may not exactly track the underlying index and may result in a loss. In addition, shareholders bear both their proportionate share of the Fund's expenses and similar expenses of the underlying investment company when the Fund invests in shares of another investment company.

Fixed Income Market Risk is the risk that fixed income markets may, in response to governmental intervention, economic or market developments (including potentially a reduction in the number of broker-dealers willing to engage in market-making activity), or other factors, experience periods of increased volatility and reduced liquidity. During those periods, the Fund may experience increased levels of shareholder redemptions, and may have to sell securities at times when it would otherwise not do so, and at unfavorable prices. Fixed income securities may be difficult to value during such periods.

Hedging Risk is the risk that, although intended to limit or reduce investment risk, hedging strategies may also limit or reduce the potential for profit. There is no assurance that hedging strategies will be successful.

High Yield Debt Securities Risk is the risk that below investment grade securities or unrated securities of similar credit quality (commonly known as “high yield securities” or “junk securities”) are more likely to default than higher rated securities. The Fund’s ability to invest in high-yield debt securities generally subjects the Fund to greater risk than securities with higher ratings. Such securities are regarded by the rating organizations as predominantly speculative with respect to capacity to pay interest and repay principal in accordance with the terms of the obligation. The market value of these securities is generally more sensitive to corporate developments and economic conditions and can be volatile. Market conditions can diminish liquidity and make accurate valuations difficult to obtain.

Illiquid and Restricted Securities Risk is the risk that the Adviser may not be able to sell illiquid or restricted securities, such as securities issued pursuant to Rule 144A of the Securities Act of 1933, at the price it would like or may have to sell them at a loss. Securities of non-U.S. issuers, and emerging or developing markets securities in particular, are subject to greater liquidity risk.

Interest Rate Risk is the risk that fixed income securities will decline in value because of changes in interest rates. When interest rates decline, the value of fixed rate securities already held by the Fund can be expected to rise. Conversely, when interest rates rise, the value of existing fixed rate portfolio securities can be expected to decline. A fund with a longer average portfolio duration will be more sensitive to changes in interest rates than a fund with a shorter average portfolio duration.

Leverage Risk is the risk associated with the use of leverage for investment purposes to create opportunities for greater total returns. Any investment income or gains earned with respect to the amounts borrowed that are in excess of the interest that is due on the borrowing will augment the Fund’s income. Conversely, if the investment performance with respect to the amounts borrowed fails to cover the interest on such borrowings, the value of the Fund’s shares may decrease more quickly than would otherwise be the case. Interest payments and fees incurred in connection with such borrowings will reduce the amount of net income available for payment to Fund shareholders.

Liquidity Risk is the risk that low trading volume, lack of a market maker, large position size, or legal restrictions (including daily price fluctuation limits or “circuit breakers”) limits or prevents the Fund from selling particular securities or unwinding derivative positions at desirable prices. At

times, a major portion of any portfolio security may be held by relatively few institutional purchasers. Even if the Fund considers such securities liquid because of the availability of an institutional market, such securities may become difficult to value or sell in adverse market or economic conditions.

Management Risk is the risk associated with the fact that the Fund relies on the Adviser’s ability to achieve its investment objective. The Adviser may be incorrect in its assessment of the intrinsic value of the companies whose securities the Fund holds, which may result in a decline in the value of Fund shares and failure to achieve its investment objective. The Fund’s portfolio managers use qualitative analyses and/or models. Any imperfections or limitations in such analyses and models could affect the ability of the portfolio managers to implement strategies.

Merger Arbitrage and Event-Driven Risk is the risk that the Adviser’s evaluation of the outcome of a proposed event, whether it be a merger, reorganization, regulatory issue or other event, will prove incorrect and that the Fund’s return on the investment will be negative. Even if the Adviser’s judgment regarding the likelihood of a specific outcome proves correct, the expected event may be delayed or completed on terms other than those originally proposed, which may cause the Fund to lose money. The Fund’s expected gain on an individual arbitrage investment is normally considerably smaller than the possible loss should the transaction be unexpectedly terminated. The Fund’s principal investment strategies are not specifically designed to benefit from general appreciation in the equity markets or general improvement in the economic conditions in the global economy. Accordingly, the Fund may underperform the broad equity markets under certain market conditions, such as during periods when there has been rapid appreciation in the equity markets.

Non-Diversification Risk is the risk that an investment in the Fund could fluctuate in value more than an investment in a diversified fund. As a non-diversified fund for purposes of the 1940 Act, the Fund may invest a larger portion of its assets in the securities of fewer issuers than a diversified fund. The Fund’s investment in fewer issuers may result in the Fund’s shares being more sensitive to the economic results of those issuers. An investment in the Fund could fluctuate in value more than an investment in a diversified fund.

Non-U.S. Securities Risk is the risk associated with investing in non-U.S. issuers. Investments in securities of non-U.S. issuers involve certain risks not involved in domestic investments (for example, fluctuations in foreign exchange rates (for non-U.S. securities not denominated in U.S. dollars); future foreign economic, financial, political and social developments; nationalization; exploration or confiscatory taxation; smaller markets; different trading and

settlement practices; less governmental supervision; and different accounting, auditing and financial recordkeeping standards and requirements) that may result in the Fund experiencing more rapid and extreme changes in value than a fund that invests exclusively in securities of U.S. companies. These risks are magnified for investments in issuers tied economically to emerging markets, the economies of which tend to be more volatile than the economies of developed markets. In addition, certain investments in non-U.S. securities may be subject to foreign withholding and other taxes on interest, dividends, capital gains or other income or proceeds. Those taxes will reduce the Fund's yield on any such securities. See the "Taxation" section below.

Operational and Technology Risk is the risk that cyber-attacks, disruptions, or failures that affect the Fund's service providers, counterparties, market participants, or issuers of securities held by the Fund may adversely affect the Fund and its shareholders, including by causing losses for the Fund or impairing Fund operations.

Options Risk is the risk associated with investments in options. Options, such as covered calls and covered puts, are subject to the risk that significant differences between the securities and options markets could result in an imperfect correlation between these markets.

Portfolio Turnover Risk is the risk that high portfolio turnover will increase the Fund's transaction costs and may result in increased realization of net short-term capital gains (which are taxable to shareholders as ordinary income when distributed to them), higher taxable distributions and lower after-tax performance. During the last two fiscal years, the Fund experienced a high portfolio turnover rate.

Regulatory Risk is the risk that to the extent that legislation or state or federal regulators impose additional requirements or restrictions with respect to the ability of financial institutions to make loans in connection with highly leveraged transactions, the availability of loan interests for investment by the Fund may be adversely affected.

Securities Lending Risk. The Fund may make secured loans of its portfolio securities. Any decline in the value of a portfolio security that occurs while the security is out on loan is borne by the Fund, and will adversely affect performance. Also, there may be delays in recovery of securities loaned, losses in the investment of collateral, and loss of rights in the collateral should the borrower of the securities fail financially while holding the security.

Securities Market Risk is the risk that the value of securities owned by the Fund may go up or down, sometimes rapidly or unpredictably, due to factors affecting particular companies or the securities markets generally. A general downturn in the securities market may cause multiple asset classes to

decline in value simultaneously. Many factors can affect this value and you may lose money by investing in the Fund.

Shareholder Concentration Risk is the risk that large redemptions by a small number of large shareholders can harm remaining shareholders. Particularly large redemptions may affect asset allocation decisions and could adversely impact remaining Fund shareholders.

Short Sales Risk is the risk of loss associated with any appreciation on the price of a security borrowed in connection with a short sale. The Fund may engage in short sales that are not made "against-the-box," which means that the Fund may sell short securities even when they are not actually owned or otherwise covered at all times during the period the short position is open. Short sales that are not made "against-the-box" involve unlimited loss potential since the market price of securities sold short may continuously increase.

Swaps Risk involves both the risks associated with an investment in the underlying investments or instruments (including equity investments) and counterparty risk. In a standard over-the-counter ("OTC") swap transaction, two parties agree to exchange the returns, differentials in rates of return or some other amount calculated based on the "notional amount" of predetermined investments or instruments, which may be adjusted for an interest factor. Swaps can involve greater risks than direct investments in securities, because swaps may be leveraged and OTC swaps are subject to counterparty risk (e.g., the risk of a counterparty's defaulting on the obligation or bankruptcy), credit risk and pricing risk (i.e., swaps may be difficult to value). Swaps may also be considered illiquid. Certain swap transactions, including interest rate swaps and index credit default swaps, may be subject to mandatory clearing and exchange trading, although the swaps in which the Fund will invest are not currently subject to mandatory clearing and exchange trading. The use of swaps is a highly specialized activity which involves investment techniques, risk analyses and tax planning different from those associated with ordinary portfolio securities transactions. The value of swaps, like many other derivatives, may move in unexpected ways and may result in losses for the Fund.

Tax Risk is the risk that the U.S. income tax rules may be uncertain when applied to specific arbitrage transactions, including identifying deferred losses from wash sales or realized gains from constructive sales, among other issues. Such uncertainty may cause the Fund to be exposed to unexpected tax liability.

Performance

The bar chart and the Average Annual Total Returns table below provide some indication of the risks of investing in the

Fund by showing changes in the performance of the Fund's Class Z for each full calendar year and by showing how the Fund's average annual returns compare to those of a broad-based securities market index. As with all mutual funds, the Fund's past performance (before and after taxes) does not predict how the Fund will perform in the future. Both the chart and the table assume the reinvestment of dividends and distributions.

The Fund is the successor to an unregistered private fund (the "Predecessor Fund").

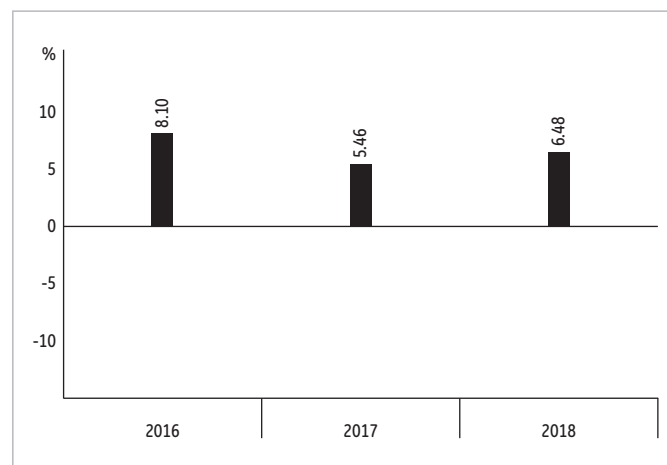
On May 12, 2016, the Fund acquired the assets of the Predecessor Fund. For periods prior to May 12, 2016, the performance provided in the bar chart and Average Annual Total Returns table below is that of the Predecessor Fund, adjusted to reflect the higher fees and expenses of Class Z shares of the Fund.

The investment policies, objectives, guidelines and restrictions of the Fund are substantially similar to those of the Predecessor Fund. In addition, the Predecessor Fund's investment adviser is an affiliate of the current investment adviser of the Fund. As a mutual fund registered under the 1940 Act, the Fund is subject to certain restrictions under the 1940 Act and the Internal Revenue Code of 1986, as amended (the "Code") to which the Predecessor Fund was not subject. Had the Predecessor Fund been registered under the 1940 Act and been subject to the provisions of the 1940 Act and the Code, its investment performance could have been adversely affected, but these restrictions are not expected to have a material effect on the Fund's investment program. The Predecessor Fund was an unregistered Delaware limited partnership and did not qualify as a regulated investment company for federal income tax purposes.

Effective August 19, 2016, the Fund registered as an open-end investment company under the 1940 Act. For periods prior to August 19, 2016, the performance provided in the Average Annual Total Returns table for Class A and Class C shares is the performance of Class Z shares, adjusted to take into account differences in sales loads and class specific operating expenses (such as Rule 12b-1 fees) applicable to Class A and Class C shares. Class A and Class C Shares would have substantially similar returns as Class Z because the classes are invested in the same portfolio of securities and the annual returns would differ only to the extent that the classes have different expenses. Updated information on the Fund's performance can be obtained by visiting <https://highlandfunds.com/funds/or> by calling 1-877-665-1287.

Calendar Year Total Returns

The bar chart shows the performance of the Fund's Class Z shares as of December 31.



The highest calendar quarter total return for Class Z Shares of the Fund was 4.80% for the quarter ended June 30, 2017 and the lowest calendar quarter total return was -1.08% for the quarter ended March 31, 2018. The Fund's year-to-date total return for Class Z Shares through September 30, 2019 was 5.62%.

Average Annual Total Returns

(For the periods ended December 31, 2018)

	1 Year	Since Inception
Class Z		
Return Before Taxes	6.48%	6.67%
Return After Taxes on Distributions	0.31%	2.26%
Return After Taxes on Distributions and Sale of Fund Shares	4.22%	3.06%
Return Before Taxes		
Class A	0.27%	4.80%
Class C	4.42%	5.62%
Barclays US Aggregate Bond Index (reflects no deduction for fees, expenses or taxes)		
	0.01%	1.34%

* The Fund is the successor to the Predecessor Fund which commenced operations on January 20, 2015.

After-tax returns in the table above are shown for Class Z Shares only and after-tax returns for other share classes will vary. After-tax returns are calculated using the historical highest individual federal marginal income tax rates and do not reflect the impact of state and local taxes. Actual after-tax returns depend on an investor's tax situation and may differ from those shown. For example, after-tax returns shown are not relevant to investors who hold their Fund shares through tax-advantaged arrangements, such as 401(k) plans or individual retirement accounts.

In some cases, average annual return after taxes on distributions and sale of fund shares may be higher than the average annual return after taxes on distributions because of realized losses that would have been sustained upon the sale of fund shares immediately after the relevant periods. The calculations assume that an investor holds the shares in a taxable account, is in the actual historical highest individual federal marginal income tax bracket for each year and would have been able to immediately utilize the full realized loss to reduce his or her federal tax liability. However, actual individual tax results may vary and investors should consult their tax advisers regarding their personal tax situations.

Portfolio Management

Highland Capital Management Fund Advisors, L.P. serves as the investment adviser to the Fund. The primary individual portfolio managers for the Fund are:

Portfolio Managers	Portfolio Manager Experience in this Fund	Title with Adviser
James Dondero	4 years ¹	President and Co-Founder
Bradford Heiss	Less than one year	Managing Director
Eric Fritz	Less than one year	Director, Equity Investments

¹ Includes experience in managing the Predecessor Fund.

Purchase and Sale of Fund Shares

Purchase Minimums

Initial Investment	\$2,500
Subsequent Investments	\$ 50

You may purchase shares of the Fund by mail, bank wire, electronic funds transfer or by telephone after you have opened an account with the Fund. You may obtain an account application from your financial intermediary, from the Fund by calling 1-877-665-1287 or from the Fund's website at <http://highlandfunds.com/literature>.

In general, you may sell (redeem) all or part of your Fund shares on any business day through the following options:

- Through your Financial Intermediary
- By writing to Highland Funds I — Highland Merger Arbitrage Fund, PO Box 219424, Kansas City, Missouri 64121-9424, or
- By calling DST Asset Manager Solutions, Inc. at 1-877-665-1287

Financial intermediaries may independently charge fees for shareholder transactions or for advisory services. Please see their materials for details.

Tax Information

The Fund intends to make distributions that generally will be taxable to you as ordinary income, qualified dividend income or capital gains, unless you are a tax-exempt investor or otherwise investing in the Fund through a tax-advantaged arrangement, such as a 401(k) plan or an individual retirement account. If you are investing in the Fund through a tax-advantaged arrangement, you may be taxed later upon withdrawals from that arrangement.

Payments to Broker-Dealers and Other Financial Intermediaries

If you purchase shares of the Fund through a broker-dealer or other financial intermediary (such as a bank), the Fund and its related companies may pay the intermediary for the sale of Fund shares and related services. These payments may create a conflict of interest by influencing the broker-dealer or other intermediary and your salesperson to recommend the Fund over another investment. Ask your salesperson or visit your financial intermediary's website for more information.

Highland Opportunistic Credit Fund

Investment Objective

The investment objective of Highland Opportunistic Credit Fund (the “Opportunistic Credit Fund” or the “Fund”) is to seek to achieve high total returns while attempting to minimize losses.

Fees and Expenses of the Fund

The following tables describe the fees and expenses that you may pay if you buy and hold shares of the Fund.

You may qualify for sales charge discounts on purchases of Class A Shares if you and your family invest, or agree to invest in the future, at least \$100,000 in the Fund. More information about these and other discounts is available from your financial professional and in the “Reduced Sales Charges for Class A Shares” section on page 61 of the Fund’s Prospectus and the “Programs for Reducing or Eliminating Sales Charges” section on page 54 of the Fund’s Statement of Additional Information. Investors investing in the Fund through an intermediary should consult the Appendix to the Fund’s Prospectus, which includes information regarding financial intermediary-specific sales charges and related discount policies that apply to purchases through certain specified intermediaries.

Shareholder Fees (fees paid directly from your investment)

	Class A	Class C	Class Z
Maximum Sales Charge (Load) Imposed On Purchases (as a % of offering price)	3.50%	None	None
Maximum Sales Charge (Load) Imposed on Reinvested Dividends and other Distributions (as a % of offering price)	None	None	None
Maximum Deferred Sales Charge (Load) (as a % of the net asset value at the time of purchase or redemption, whichever is lower)	1.00% ¹	1.00% ²	None
Exchange Fee	None	None	None
Redemption Fee	None	None	None

Annual Fund Operating Expenses (expenses that you pay each year as a percentage of the value of your investment)

	Class A	Class C	Class Z
Management fee	1.00%	1.00%	1.00%
Distribution and/or Service (12b-1) Fees	0.35%	0.85%	None
Other Expenses	1.14%	1.16%	1.11%
Acquired Fund Fees and Expenses	0.04%	0.04%	0.04%
Total Annual Fund Operating Expenses	2.53%	3.05%	2.16%
Expense Reimbursement ³	-1.24%	-1.26%	-1.21%
Total Annual Fund Operating Expenses After Expense Reimbursement	1.29%	1.79%	0.94%

¹ Class A Shares bought without an initial sales charge in accounts aggregating \$500,000 or more at the time of purchase are subject to a 1.00% contingent deferred sales charge (“CDSC”) if the shares are sold within 18 months of purchase.

² Class C Shares are subject to a 1% CDSC for redemptions of shares within one year of purchase. This CDSC does not apply to redemptions under a systematic withdrawal plan.

³ Highland Capital Management Fund Advisors, L.P. (“HCMFA” or the “Adviser”) has contractually agreed to limit the total annual operating expenses (exclusive of fees paid by the Fund pursuant to its distribution plan under Rule 12b-1 under the Investment Company Act of 1940, as amended (the “1940 Act”), taxes, such as deferred tax expenses, dividend expenses on short sales, interest payments, brokerage commissions and other transaction costs, acquired fund fees and expenses, and extraordinary expenses (collectively, the “Excluded Expenses”)) of the Fund to 0.90% of average daily net assets attributable to any class of the Fund (the “Expense Cap”). The Expense Cap will continue through at least October 31, 2020 and may not be terminated prior to this date without the action or consent of the Fund’s Board of Trustees. Under the expense limitation agreement, the Adviser may recoup waived and/or reimbursed amounts with respect to the Fund within thirty-six months of the date such amounts were waived or reimbursed, provided the Fund’s total annual operating expenses, including such recoupment, do not exceed the Expense Cap in effect at the time of such waiver/reimbursement.

Expense Example

This Example helps you compare the cost of investing in the Fund to the cost of investing in other mutual funds. The Example assumes that (i) you invest \$10,000 in the Fund for the time periods indicated and then sell or redeem all your shares at the end of those periods, (ii) your investment has a 5% return each year, and (iii) operating expenses (including borrowing expenses) remain the same. Only the first year of each period in the Example takes into account the expense reimbursement described above. Your actual costs may be higher or lower.

	1 Year	3 Years	5 Years	10 Years
Class A	\$476	\$995	\$1,539	\$3,022
Class C				
if you do not sell your shares	\$182	\$823	\$1,489	\$3,273
if you sold all your shares at the end of the period	\$282	\$823	\$1,489	\$3,273
Class Z	\$96	\$555	\$1,041	\$2,383

Portfolio Turnover

The Fund pays transaction costs, such as commissions, when it buys and sells securities (or “turns over” its portfolio). A higher portfolio turnover rate may indicate higher transaction costs and may result in higher taxes when Fund shares are held in a taxable account. These costs, which are not reflected in Annual Fund Operating Expenses or in the Expense Example, affect the Fund’s performance. During the most recent fiscal year, the Fund’s portfolio turnover rate was 23% of the average value of its portfolio.

Principal Investment Strategies

The Fund seeks to achieve its investment objective by investing at least 80% of the value of its total assets (net assets plus any borrowings for investment purposes) under

normal circumstances in credit instruments. This investment policy may be changed by the Fund upon 60 days' prior written notice to shareholders. Credit instruments include secured and unsecured floating and fixed rate loans; bonds and other debt obligations; debt obligations of stressed, distressed and bankrupt issuers; structured products, including but not limited to, mortgage-backed and other asset-backed securities and collateralized debt obligations, convertible bonds or preferred stock, and master limited partnerships ("MLPs"). Floating rate investments are debt obligations of companies or other entities, the interest rates of which float or vary periodically based upon a benchmark indicator of prevailing interest rates. Floating rate investments may include, by way of example, floating rate debt securities, money market securities of all types and repurchase agreements with remaining maturities of no more than 60 days. In making these investments, the Adviser will seek to purchase instruments that the Adviser believes are undervalued or are generally out of favor with investors and have the potential to grow intrinsic value per share. For purposes of satisfying the 80% requirement, the fund may invest in derivative instruments that have economic characteristics similar to such credit instruments. The Fund's investment strategy utilizes analytical models to evaluate the assets of various companies in an attempt to isolate those assets with the greatest potential for capital appreciation. The Adviser intends to follow a flexible approach in order to place the Fund in the best position to capitalize on opportunities in the financial markets. Subject only to this general guideline, the Adviser has broad discretion to allocate the Fund's assets among these instruments and to change allocations as conditions warrant. The Fund may invest without limitation in securities of U.S. issuers and in securities of non-U.S. issuers, including investments in the securities of so-called emerging or developing market issuers. Such investment may be denominated in U.S. dollars, non-U.S. currencies or multinational currency units. The Fund may invest in securities issued by other investment companies, including exchange-traded funds ("ETFs").

Within the categories of obligations and securities in which the Fund invests, the Adviser employs various trading strategies, including capital structure arbitrage. Capital structure arbitrage is a strategy in which the Fund seeks opportunities created by mispricing in different markets of various instruments issued by one corporation. The Fund may use derivatives for investment gain, or speculative, purposes. There is no limitation on the amount of securities rated below investment grade (Ba/BB or lower), which are commonly referred to as "junk securities," that the Fund may purchase. Junk securities are subject to greater risk of loss of principal and interest and may be less liquid than investment grade securities. There can be no assurance that the Fund's investment objectives will be achieved.

The Fund may borrow an amount up to 33 1/3% (or such other percentage permitted by law) of its total assets (including the amount borrowed) less all liabilities other than borrowings. The Fund may borrow for investment purposes, to meet redemption requests, and for temporary, extraordinary or emergency purposes. The use of leverage for investment purposes increases both investment opportunity and investment risk. The Fund may seek additional income by making secured loans on its portfolio securities.

As part of its investment program, the Fund may invest, from time to time, in debt or synthetic instruments that are sold in direct placement transactions between their issuers and their purchasers and that are neither listed on an exchange, nor traded over the counter. The Fund may also receive equity or equity-related securities from time to time in connection with a workout transaction. Such securities may be unregistered and/or restricted.

A collateralized loan obligation ("CLO") is an asset-backed security whose underlying collateral is a pool of loans, which may include domestic and foreign senior secured loans, senior unsecured loans and subordinate corporate loans, some of which may be below investment grade or equivalent unrated loans.

The Fund may invest without limitation in warrants and may also use derivatives, primarily swaps (including equity, variance and volatility swaps), options and futures contracts on securities, interest rates, non-physical commodities and/or currencies, as substitutes for direct investments the Fund can make. The Fund may also use derivatives such as swaps, options (including options on futures), futures, and foreign currency transactions (e.g., foreign currency swaps, futures and forwards) to any extent deemed by the Adviser to be in the best interest of the Fund, and to the extent permitted by the 1940 Act, to hedge various investments for risk management and speculative purposes. The Adviser also anticipates employing leverage in managing the Fund's assets and the Fund may invest in the securities of companies whose capital structures are highly leveraged.

From time to time, the Fund may also invest some of the Fund's assets in short-term U.S. Government obligations, certificates of deposit, commercial paper and other money market instruments, including repurchase agreements with respect to such obligations, to enable the Fund to make investments quickly and to serve as collateral with respect to certain of its investments. A greater percentage of Fund assets may be invested in such obligations if the Adviser believes that a defensive position is appropriate because of expected economic or business conditions or the outlook for security prices. From time to time, cash positions may be placed in one or more money-market funds or cash and cash

equivalents may be used as defensive instruments. When following a defensive strategy, the Fund will be less likely to achieve its investment objective.

The Fund is a non-diversified fund as defined in the 1940 Act, but it intends to adhere to the diversification requirements applicable to regulated investment companies ("RICs") under Subchapter M of the Internal Revenue Code of 1986, as amended (the "Code"). The Fund is not intended to be a complete investment program.

Principal Risks

When you sell Fund shares, they may be worth less than what you paid for them. Consequently, you can lose money by investing in the Fund. No assurance can be given that the Fund will achieve its investment objective, and investment results may vary substantially over time and from period to period. An investment in the Fund is not appropriate for all investors.

An investment in the Fund is not a deposit of any bank and is not insured or guaranteed by the Federal Deposit Insurance Corporation (FDIC) or any other government agency.

Asset-Backed Securities Risk is the risk of investing in asset-backed securities, and includes interest rate risk, prepayment risk and the risk that the Fund could lose money if there are defaults on the loans underlying these securities.

Collateralized Loan Obligations Risk is the risk that a Fund's investment in a CLO may decrease in market value because of: (i) loan defaults or credit impairment; (ii) the disappearance of subordinate tranches; (iii) market anticipation of defaults; and (iv) investor aversion to CLO securities as a class. These risks may be magnified depending on the tranche of CLO securities in which a Fund invests. For example, investments in a junior tranche of CLO securities will likely be more sensitive to loan defaults or credit impairment than investments in more senior tranches.

Convertible Securities Risk is the risk that the market value of convertible securities may fluctuate due to changes in, among other things, interest rates; other economic conditions; industry fundamentals; market sentiment; the issuer's operating results, financial statements, and credit ratings; and the market value of the underlying common or preferred stock.

Counterparty Risk is the risk that a counterparty (the other party to a transaction or an agreement or the party with whom the Fund executes transactions) to a transaction with the Fund may be unable or unwilling to make timely principal, interest or settlement payments, or otherwise honor its obligations.

Credit Risk is the risk that the issuers of certain securities or the counterparties of a derivatives contract or repurchase

contract might be unable or unwilling (or perceived as being unable or unwilling) to make interest and/or principal payments when due, or to otherwise honor its obligations. Debt securities are subject to the risk of non-payment of scheduled interest and/or principal. Non-payment would result in a reduction of income to the Fund, a reduction in the value of the obligation experiencing non-payment and a potential decrease in the net asset value ("NAV") of the Fund.

Currency Risk is the risk that fluctuations in exchange rates will adversely affect the value of the Fund's foreign currency holdings and investments denominated in foreign currencies.

Debt Securities Risk is the risk associated with the fact that the value of debt securities typically changes in response to various factors, including, by way of example, market-related factors (such as changes in interest rates or changes in the risk appetite of investors generally) and changes in the actual or perceived ability of the issuer (or of issuers generally) to meet its (or their) obligations. During periods of rising interest rates, debt securities generally decline in value. Conversely, during periods of falling interest rates, debt securities generally rise in value. This kind of market risk is generally greater for funds investing in debt securities with longer maturities.

Derivatives Risk is a combination of several risks, including the risks that: (1) an investment in a derivative instrument may not correlate well with the performance of the securities or asset class to which the Fund seeks exposure, (2) derivative contracts, including options, may expire worthless and the use of derivatives may result in losses to the Fund, (3) a derivative instrument entailing leverage may result in a loss greater than the principal amount invested, (4) derivatives not traded on an exchange may be subject to credit risk, for example, if the counterparty does not meet its obligations (see also "Counterparty Risk"), and (5) derivatives not traded on an exchange may be subject to liquidity risk and the related risk that the instrument is difficult or impossible to value accurately. As a general matter, when the Fund establishes certain derivative instrument positions, such as certain futures, options and forward contract positions, it will segregate liquid assets (such as cash, U.S. Treasury bonds or commercial paper) equivalent to the Fund's outstanding obligations under the contract or in connection with the position. In addition, changes in laws or regulations may make the use of derivatives more costly, may limit the availability of derivatives, or may otherwise adversely affect the use, value or performance of derivatives. The Fund's ability to pursue its investment strategy, including its strategy of investing in certain derivative instruments, may be limited to or adversely affected by the Fund's intention to qualify as a RIC, and its strategy may bear adversely on its ability to so qualify.

Distressed and Defaulted Securities Risk is the risk that securities of financially distressed and bankrupt issuers, including debt obligations that are in covenant or payment default, will generally trade significantly below par and are considered speculative. The repayment of defaulted obligations is subject to significant uncertainties. Defaulted obligations might be repaid only after lengthy workout or bankruptcy proceedings, during which the issuer might not make any interest or other payments. Typically such workout or bankruptcy proceedings result in only partial recovery of cash payments or an exchange of the defaulted obligation for other debt or equity securities of the issuer or its affiliates, which may in turn be illiquid or speculative.

Emerging Markets Risk is the risk of investing in securities of issuers tied economically to emerging markets, which entails all of the risks of investing in securities of non-U.S. issuers detailed below under “Non-U.S. Securities Risk” to a heightened degree. These heightened risks include: (i) greater risks of expropriation, confiscatory taxation, nationalization, and less social, political and economic stability; (ii) the smaller size of the markets for such securities and a lower volume of trading, resulting in lack of liquidity and in price volatility; (iii) greater fluctuations in currency exchange rates; and (iv) certain national policies that may restrict the Fund’s investment opportunities, including restrictions on investing in issuers or industries deemed sensitive to relevant national interests.

Equity Securities Risk is the risk that stock prices will fall over short or long periods of time. The Fund may receive equity or equity-related securities from time to time in connection with a workout transaction and such securities may be unregistered and/or restricted. In addition, common stocks represent a share of ownership in a company, and rank after bonds and preferred stock in their claim on the company’s assets in the event of bankruptcy.

Exchange-Traded Funds (“ETF”) Risk is the risk that the price movement of an ETF may not exactly track the underlying index and may result in a loss. In addition, shareholders bear both their proportionate share of the Fund’s expenses and similar expenses of the underlying investment company when the Fund invests in shares of another investment company.

Extension Risk is the risk that when interest rates rise, certain obligations will be paid off by the obligor more slowly than anticipated, causing the value of these obligations to fall.

Financial Services Industry Risk is the risk associated with the fact that the Fund’s investments in senior loans (“Senior Loans”) are arranged through private negotiations between a borrower (“Borrower”) and several financial institutions (the “Lenders”) represented in each case by one or more such Lenders acting as agent (the “Agent”) of the several Lenders. The financial services industry is subject to extensive

government regulation, which can limit both the amounts and types of loans and other financial commitments financial services companies can make and the interest rates and fees they can charge. Profitability is largely dependent on the availability and cost of capital funds, and can fluctuate significantly when interest rates change. Because financial services companies are highly dependent on short-term interest rates, they can be adversely affected by downturns in the U.S. and foreign economies or changes in banking regulations. Losses resulting from financial difficulties of Borrowers can negatively affect financial services companies. The financial services industry is currently undergoing relatively rapid change as existing distinctions between financial service segments become less clear. This change may make it more difficult for the Adviser to analyze investments in this industry. Additionally, the recently increased volatility in the financial markets and implementation of the recent financial reform legislation may affect the financial services industry as a whole in ways that may be difficult to predict.

Financial Services Sector Risk is the risk associated with investments in the financial services sector. Such investments may be subject to credit risk, interest rate risk, and regulatory risk, among others. Banks and other financial institutions can be affected by such factors as downturns in the U.S. and foreign economies and general economic cycles, fiscal and monetary policy, adverse developments in the real estate market, the deterioration or failure of other financial institutions, and changes in banking or securities regulations.

Fixed Income Market Risk is the risk that fixed income markets may, in response to governmental intervention, economic or market developments (including potentially a reduction in the number of broker-dealers willing to engage in market-making activity), or other factors, experience periods of increased volatility and reduced liquidity. During those periods, the Fund may experience increased levels of shareholder redemptions, and may have to sell securities at times when it would otherwise not do so, and at unfavorable prices. Fixed income securities may be difficult to value during such periods.

Hedging Risk is the risk that, although intended to limit or reduce investment risk, hedging strategies may also limit or reduce the potential for profit. There is no assurance that hedging strategies will be successful.

High Yield Debt Securities Risk is the risk that below investment grade securities or unrated securities of similar credit quality (commonly known as “high yield securities” or “junk securities”) are more likely to default than higher rated securities. The Fund’s ability to invest in high-yield debt securities generally subjects the Fund to greater risk than securities with higher ratings. Such securities are regarded by

the rating organizations as predominantly speculative with respect to capacity to pay interest and repay principal in accordance with the terms of the obligation. The market value of these securities is generally more sensitive to corporate developments and economic conditions and can be volatile. Market conditions can diminish liquidity and make accurate valuations difficult to obtain.

Illiquid and Restricted Securities Risk is the risk that the Adviser may not be able to sell illiquid or restricted securities, such as securities issued pursuant to Rule 144A of the Securities Act of 1933, at the price it would like or may have to sell them at a loss. Securities of non-U.S. issuers, and emerging or developing markets securities in particular, are subject to greater liquidity risk.

Interest Rate Risk is the risk that fixed income securities will decline in value because of changes in interest rates. When interest rates decline, the value of fixed rate securities already held by the Fund can be expected to rise. Conversely, when interest rates rise, the value of existing fixed rate portfolio securities can be expected to decline. A fund with a longer average portfolio duration will be more sensitive to changes in interest rates than a fund with a shorter average portfolio duration.

Leverage Risk is the risk associated with the use of leverage for investment purposes to create opportunities for greater total returns. Any investment income or gains earned with respect to the amounts borrowed that are in excess of the interest that is due on the borrowing will augment the Fund's income. Conversely, if the investment performance with respect to the amounts borrowed fails to cover the interest on such borrowings, the value of the Fund's shares may decrease more quickly than would otherwise be the case.

Interest payments and fees incurred in connection with such borrowings will reduce the amount of net income available for payment to Fund shareholders.

Limited Information Risk is the risk associated with the fact that the types of Senior Loans in which the Fund will invest historically may not have been rated by a nationally recognized statistical rating organization ("NRSRO"), nationally recognized statistical rating organization, have not been registered with the SEC or any state securities commission, and have not been listed on any national securities exchange. Although the Fund will generally have access to financial and other information made available to the Lenders in connection with Senior Loans, the amount of public information available with respect to Senior Loans will generally be less extensive than that available for rated, registered or exchange-listed securities. As a result, the performance of the Fund and its ability to meet its investment objective is more dependent on the analytical ability of the Adviser than would be the case for an

investment company that invests primarily in rated, registered or exchange-listed securities.

Liquidity Risk is the risk that low trading volume, lack of a market maker, large position size, or legal restrictions (including daily price fluctuation limits or "circuit breakers") limits or prevents the Fund from selling particular securities or unwinding derivative positions at desirable prices. At times, a major portion of any portfolio security may be held by relatively few institutional purchasers. Even if the Fund considers such securities liquid because of the availability of an institutional market, such securities may become difficult to value or sell in adverse market or economic conditions.

Management Risk is the risk associated with the fact that the Fund relies on the Adviser's ability to achieve its investment objective. The Adviser may be incorrect in its assessment of the intrinsic value of the companies whose securities the Fund holds, which may result in a decline in the value of Fund shares and failure to achieve its investment objective. The Fund's portfolio managers use qualitative analyses and/or models. Any imperfections or limitations in such analyses and models could affect the ability of the portfolio managers to implement strategies.

Mortgage-Backed Securities Risk is the risk of investing in mortgage-backed securities, and includes interest rate risk, liquidity risk and credit risk, which may be heightened in connection with investments in loans to "subprime" borrowers. Certain mortgage-backed securities are also subject to prepayment risk. Mortgage-backed securities, because they are backed by mortgage loans, are also subject to risks related to real estate, and securities backed by private-issued mortgages may experience higher rates of default on the underlying mortgages than securities backed by government-issued mortgages. The Fund could lose money if there are defaults on the mortgage loans underlying these securities.

Non-Diversification Risk is the risk that an investment in the Fund could fluctuate in value more than an investment in a diversified fund. As a non-diversified fund for purposes of the 1940 Act, the Fund may invest a larger portion of its assets in the securities of fewer issuers than a diversified fund. The Fund's investment in fewer issuers may result in the Fund's shares being more sensitive to the economic results of those issuers. An investment in the Fund could fluctuate in value more than an investment in a diversified fund.

Non-Payment Risk is the risk of non-payment of scheduled interest and/or principal with respect to debt instruments. Non-payment would result in a reduction of income to the Fund, a reduction in the value of the obligation experiencing non-payment and a potential decrease in the NAV of the Fund.

Non-U.S. Securities Risk is the risk associated with investing in non-U.S. issuers. Investments in securities of non-U.S. issuers involve certain risks not involved in domestic investments (for example, fluctuations in foreign exchange rates (for non-U.S. securities not denominated in U.S. dollars); future foreign economic, financial, political and social developments; nationalization; exploration or confiscatory taxation; smaller markets; different trading and settlement practices; less governmental supervision; and different accounting, auditing and financial recordkeeping standards and requirements) that may result in the Fund experiencing more rapid and extreme changes in value than a fund that invests exclusively in securities of U.S. companies. These risks are magnified for investments in issuers tied economically to emerging markets, the economies of which tend to be more volatile than the economies of developed markets. In addition, certain investments in non-U.S. securities may be subject to foreign withholding and other taxes on interest, dividends, capital gains or other income or proceeds. Those taxes will reduce the Fund's yield on any such securities. See the "Taxation" section below.

Ongoing Monitoring Risk is the risk associated with ongoing monitoring of the Agent. On behalf of the several Lenders, the Agent generally will be required to administer and manage the Senior Loans and, with respect to collateralized Senior Loans, to service or monitor the collateral. Financial difficulties of Agents can pose a risk to the Fund. Unless, under the terms of the loan, the Fund has direct recourse against the Borrower, the Fund may have to rely on the Agent or other financial intermediary to apply appropriate credit remedies against a Borrower.

Operational and Technology Risk is the risk that cyber-attacks, disruptions, or failures that affect the Fund's service providers, counterparties, market participants, or issuers of securities held by the Fund may adversely affect the Fund and its shareholders, including by causing losses for the Fund or impairing Fund operations.

Options Risk is the risk associated with investments in options. Options, such as covered calls and covered puts, are subject to the risk that significant differences between the securities and options markets could result in an imperfect correlation between these markets.

Prepayment Risk is the risk that during periods of falling interest rates, issuers of debt securities may repay higher rate securities before their maturity dates. This may cause the Fund to lose potential price appreciation and to be forced to reinvest the unanticipated proceeds at lower interest rates. This may adversely affect the NAV of the Fund's shares.

Regulatory Risk is the risk that to the extent that legislation or state or federal regulators impose additional requirements or restrictions with respect to the ability of financial

institutions to make loans in connection with highly leveraged transactions, the availability of loan interests for investment by the Fund may be adversely affected.

Securities Lending Risk is the risk associated with secured loans the Fund may make of its portfolio securities. Any decline in the value of a portfolio security that occurs while the security is out on loan is borne by the Fund, and will adversely affect performance. Also, there may be delays in recovery of securities loaned, losses in the investment of collateral, and loss of rights in the collateral should the borrower of the securities fail financially while holding the security.

Securities Market Risk is the risk that the value of securities owned by the Fund may go up or down, sometimes rapidly or unpredictably, due to factors affecting particular companies or the securities markets generally. A general downturn in the securities market may cause multiple asset classes to decline in value simultaneously. Many factors can affect this value and you may lose money by investing in the Fund.

Senior Loans Risk is the risk associated with Senior Loans, which are typically below investment grade and are considered speculative because of the credit risk of their issuers. As with any debt instrument, Senior Loans are generally subject to the risk of price declines and to increases in interest rates, particularly long-term rates. Senior loans are also subject to the risk that, as interest rates rise, the cost of borrowing increases, which may increase the risk of default. In addition, the interest rates of floating rate loans typically only adjust to changes in short-term interest rates; long-term interest rates can vary dramatically from short-term interest rates. Therefore, Senior Loans may not mitigate price declines in a rising long-term interest rate environment. The secondary market for loans is generally less liquid than the market for higher grade debt. Less liquidity in the secondary trading market could adversely affect the price at which the Fund could sell a loan, and could adversely affect the NAV of the Fund's shares. The volume and frequency of secondary market trading in such loans varies significantly over time and among loans. Although Senior Loans in which the Fund will invest will often be secured by collateral, there can be no assurance that liquidation of such collateral would satisfy the borrower's obligation in the event of a default or that such collateral could be readily liquidated.

Shareholder Concentration Risk is the risk that large redemptions by a small number of large shareholders can harm remaining shareholders. Particularly large redemptions may affect asset allocation decisions and could adversely impact remaining Fund shareholders.

Swaps Risk involves both the risks associated with an investment in the underlying investments or instruments (including equity investments) and counterparty risk. In a

standard over-the-counter (“OTC”) swap transaction, two parties agree to exchange the returns, differentials in rates of return or some other amount calculated based on the “notional amount” of predetermined investments or instruments, which may be adjusted for an interest factor. Swaps can involve greater risks than direct investments in securities, because swaps may be leveraged and OTC swaps are subject to counterparty risk (e.g., the risk of a counterparty’s defaulting on the obligation or bankruptcy), credit risk and pricing risk (i.e., swaps may be difficult to value). Swaps may also be considered illiquid. Certain swap transactions, including interest rate swaps and index credit default swaps, may be subject to mandatory clearing and exchange trading, although the swaps in which the Fund will invest are not currently subject to mandatory clearing and exchange trading. The use of swaps is a highly specialized activity which involves investment techniques, risk analyses and tax planning different from those associated with ordinary portfolio securities transactions. The value of swaps, like many other derivatives, may move in unexpected ways and may result in losses for the Fund.

Undervalued Stocks Risk is the risk that an undervalued stock may decrease in price or may not increase in price as anticipated by the Adviser if other investors fail to recognize the company’s value or the factors that the Adviser believes will cause the stock price to increase do not occur.

Performance

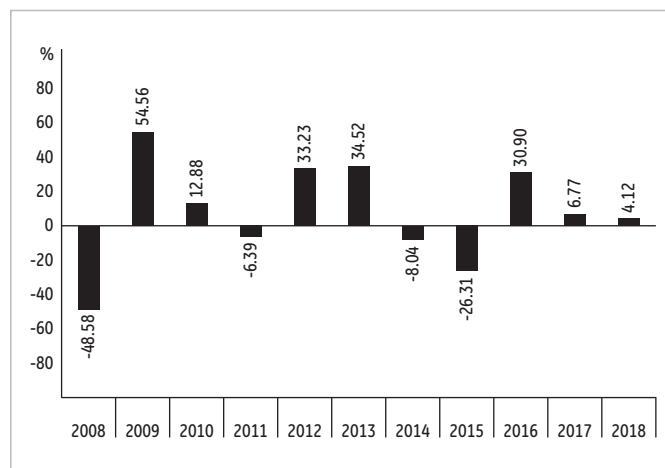
The bar chart and the Average Annual Total Returns table below provide some indication of the risks of investing in the Fund by showing changes in the performance of the Fund’s Class Z for each full calendar year and by showing how the Fund’s average annual returns compare to those of a broad-based securities market index. As with all mutual funds, the Fund’s past performance (before and after taxes) does not predict how the Fund will perform in the future. Both the chart and the table assume the reinvestment of dividends and distributions. The returns of Class A and Class C Shares would have substantially similar returns as Class Z because the classes are invested in the same portfolio of securities and the annual returns would differ only to the extent that the classes have different expenses.

The performance information shown for the Fund’s Class Z shares is that of the HSSF Predecessor Fund (as defined below), which was reorganized into the Fund on July 1, 2014, and was managed by the Adviser with the same investment objective and substantially similar investment strategies as the Fund. The Highland Special Situations Fund (the “HSSF Predecessor Fund”), was a closed-end fund (with net assets ranging from approximately \$800,000 to \$80 million) whose shares were privately offered; as a result of the Fund being continuously offered as a publicly-offered, open-end

investment company, the Fund may be managed differently and may incur certain additional expenses. Additionally, the HSSF Predecessor Fund’s portfolio turnover rate was historically very low. The Fund’s higher portfolio turnover rate will result in increased transaction costs. From 2011 to 2014, the HSSF Predecessor Fund held fewer than 10 portfolio investments; the Fund typically invests in more than 10 investments, however the Fund’s actual number of holdings will vary based on market conditions and may be significantly more than 10. The performance information also reflects the impact of the HSSF Predecessor Fund’s previous contractual expense limitation during 2013. If the HSSF Predecessor Fund’s investment manager had not agreed to limit expenses, returns would have been lower. Updated performance information is available by visiting <https://highlandfunds.com/funds/> or by calling 1-877-665-1287.

Calendar Year Total Returns

The bar chart shows the performance of the Fund’s Class Z shares as of December 31.



The highest calendar quarter total return for Class Z Shares of the Fund was 19.10% for the quarter ended December 31, 2012 and the lowest calendar quarter total return was -40.08% for the quarter ended December 31, 2008. The Fund’s year-to-date total return for Class Z Shares through September 30, 2019 was -1.79%.

Average Annual Total Returns

(For the periods ended December 31, 2018)

	1 Year	5 Years	10 Years
Class Z (inception 5/18/05)			
Return Before Taxes	4.12%	-0.28%	11.18%
Return After Taxes on Distributions	1.78%	-3.45%	6.43%
Return After Taxes on Distributions and Sale of Fund Shares	1.93%	-2.01%	6.65%
Return Before Taxes			
Class A (inception 5/18/05)	.013%	-1.27%	10.43%
Class C (inception 5/18/05)	2.20%	-1.13%	10.24%
Credit Suisse Leveraged Loan Index (reflects no deduction for fees, expenses or taxes)	1.14%	3.32%	8.29%
HFRX Fixed Income – Corporate Index (reflects no deduction for fees, expenses or taxes)	-2.31%	2.97%	6.52%

After-tax returns in the table above are shown for Class Z Shares only and after-tax returns for other share classes will vary. After-tax returns are calculated using the historical highest individual federal marginal income tax rates and do not reflect the impact of state and local taxes. Actual after-tax returns depend on an investor's tax situation and may differ from those shown. For example, after-tax returns shown are not relevant to investors who hold their Fund shares through tax-advantaged arrangements, such as 401(k) plans or individual retirement accounts.

In some cases, average annual return after taxes on distributions and sale of fund shares may be higher than the average annual return after taxes on distributions because of realized losses that would have been sustained upon the sale of fund shares immediately after the relevant periods. The calculations assume that an investor holds the shares in a taxable account, is in the actual historical highest individual federal marginal income tax bracket for each year and would have been able to immediately utilize the full realized loss to reduce his or her federal tax liability. However, actual individual tax results may vary and investors should consult their tax advisers regarding their personal tax situations.

Portfolio Management

Highland Capital Management Fund Advisors, L.P. serves as the investment adviser to the Fund. The primary individual portfolio managers for the Fund are:

	Portfolio Manager	
Portfolio Managers	Experience in this Fund	Title with Adviser
James Dondero	5 years	President and Co-Founder
Trey Parker	4 years	Head of Private Equity
Jon Poglitsch	Less than one year	Head of Credit Research

Purchase and Sale of Fund Shares

Purchase Minimums

Initial Investment	\$2,500
Subsequent Investments	\$ 50

You may purchase shares of the Fund by mail, bank wire, electronic funds transfer or by telephone after you have opened an account with the Fund. You may obtain an account application from your financial intermediary, from the Fund by calling 1-877-665-1287 or from the Fund's website at <http://highlandfunds.com/literature>.

In general, you may sell (redeem) all or part of your Fund shares on any business day through the following options:

- Through your Financial Intermediary
- By writing to Highland Funds I — Highland Opportunistic Credit Fund, PO Box 219424, Kansas City, Missouri 64121-9424, or
- By calling DST Asset Manager Solutions, Inc. at 1-877-665-1287

Financial intermediaries may independently charge fees for shareholder transactions or for advisory services. Please see their materials for details.

Tax Information

The Fund intends to make distributions that generally will be taxable to you as ordinary income, qualified dividend income or capital gains, unless you are a tax-exempt investor or otherwise investing in the Fund through a tax-advantaged arrangement, such as a 401(k) plan or an individual retirement account. If you are investing in the Fund through a tax-advantaged arrangement, you may be taxed later upon withdrawals from that arrangement.

Payments to Broker-Dealers and Other Financial Intermediaries

If you purchase shares of the Fund through a broker-dealer or other financial intermediary (such as a bank), the Fund and its related companies may pay the intermediary for the sale of Fund shares and related services. These payments may create a conflict of interest by influencing the broker-dealer or other intermediary and your salesperson to recommend the Fund over another investment. Ask your salesperson or visit your financial intermediary's website for more information.

More on Strategies, Risks and Disclosure of Portfolio Holdings

Additional Information About Investment Strategies

The following is a description of investment practices in which the Funds may engage. Any references to investments made by a Fund include those that may be made both directly by the Fund and indirectly by the Fund (e.g., through its investments in derivatives or other pooled investment vehicles). Not all Funds may engage in all practices described below. As otherwise provided in this Prospectus or Statement of Additional Information ("SAI"), each Fund may invest without limit in the securities, assets, instruments and transactions in which it is permitted to invest. Please refer to the "Principal Investment Strategies" for each Fund for additional information regarding the practices in which a particular Fund may engage. Please see "Description of Risks" below for the risks associated with each of the principal investment practices.

Assignments. Each Fund may purchase Assignments from several financial institutions ("Lenders"). The purchaser of an Assignment typically succeeds to all the rights and obligations under the Loan Agreement of the assigning Lender and becomes a Lender under the Loan Agreement with the same rights and obligations as the assigning Lender.

Borrower Credit Ratings. Each Fund may invest all or substantially all of its assets in Senior Loans to Borrowers having outstanding debt securities rated below investment grade by a nationally recognized statistical rating organization ("NRSRO") and unrated debt securities of comparable quality. Debt securities rated below investment grade (or unrated debt securities of comparable quality) commonly are referred to as "junk" securities. Each Fund seeks to invest in those Senior Loans with respect to which the Borrower, in the judgment of the Adviser, demonstrates one or more of the following characteristics: sufficient cash flow to service debt; adequate liquidity; successful operating history; strong competitive position; experienced management; and, with respect to collateralized Senior Loans, collateral coverage that equals or exceeds the outstanding principal amount of the Senior Loan. Highland Opportunistic Credit Fund may, however, invest in loans that do not exhibit all or any of these characteristics. In addition, the Adviser will consider, and may rely in part on, the analyses performed by the Agent and other Lenders, including such persons' determinations with respect to collateral securing a Senior Loan.

Borrowing. Each Fund may borrow an amount up to 33 1/3% of its total assets (including the amount borrowed). A Fund may borrow for investment purposes, to meet repurchase requests and for temporary, extraordinary or emergency purposes. To the extent a Fund borrows more money than it has cash or short-term cash equivalents and invests the proceeds, a Fund will create financial leverage. It will do so only when it expects to be able to invest the proceeds at a

higher rate of return than its cost of borrowing. The use of borrowing for investment purposes increases both investment opportunity and investment risk.

Because the management fees (including administration fees) paid to HCMFA are calculated on the basis of a Fund's average daily managed assets, which include the proceeds of leverage, the dollar amount of the fees paid by a Fund to HCMFA will be higher (and HCMFA will be benefited to that extent) when leverage is utilized. HCMFA will utilize leverage only if it believes such action would result in a net benefit to a Fund's shareholders after taking into account the higher fees and expenses associated with leverage (including higher management fees).

Bridge Financing. A Fund may acquire interests in Senior Loans that are designed to provide temporary or "bridge" financing to a Borrower pending the sale of identified assets or the arrangement of longer-term loans or the issuance and sale of debt obligations. A Borrower's use of a bridge loan involves a risk that the Borrower may be unable to locate permanent financing to replace the bridge loan, which may impair the Borrower's perceived creditworthiness.

Commitments to Make Additional Payments. A Lender may have obligations pursuant to a Loan Agreement to make additional loans in certain circumstances. Such circumstances may include obligations under revolving credit facilities and facilities that provide for further loans to Borrowers based upon compliance with specified financial requirements. The Funds currently intend to reserve against any such contingent obligation by segregating a sufficient amount of cash, liquid securities and liquid Senior Loans.

A Fund will not purchase interests in Senior Loans that would require such Fund to make any such additional loans if the aggregate of such additional loan commitments would exceed 20% of such Fund's total assets or would cause such Fund to fail to meet the diversification requirements set forth under the heading "Investment Restrictions" in the SAI.

Debt Restructuring. The Funds may purchase and retain in its portfolio an interest in a Senior Loan to a Borrower that has filed for protection under the federal bankruptcy laws or has had an involuntary bankruptcy petition filed against it by its creditors. The Adviser's decision to purchase or retain such an interest will depend on its assessment of the suitability of such investment for the Fund, the Borrower's ability to meet debt service on Senior Loan interests, the likely duration, if any, of a lapse in the scheduled repayment of principal, and prevailing interest rates. At times, in connection with the restructuring of a Senior Loan either outside of bankruptcy court or in the context of bankruptcy court proceedings, a Fund may determine or be required to accept equity securities or junior debt securities in exchange for all or a portion of a Senior Loan interest. Depending upon, among

More on Strategies, Risks and Disclosure of Portfolio Holdings

other things, the Adviser's evaluation of the potential value of such securities in relation to the price that could be obtained by such Fund at any given time upon sale thereof, a Fund may determine to hold such securities in its portfolio.

Debt Securities. Each Fund may, but is not required to, invest in debt securities, including investment grade securities, below investment grade securities and other debt obligations. Each Fund also may invest in debt securities convertible into, or exchangeable for, common or preferred stock. Each Fund may also invest in fixed-income securities, including high-yield securities and U.S. government-issued fixed-income securities.

- **Investment Grade Securities.** Each Fund may invest in a wide variety of bonds that are rated or determined by the Adviser to be of investment grade quality of varying maturities issued by U.S. corporations and other business entities. Bonds are fixed or variable rate debt obligations, including bills, notes, debentures, money market instruments and similar instruments and securities. Bonds generally are used by corporations and other issuers to borrow money from investors for a variety of business purposes. The issuer pays the investor a fixed or variable rate of interest and normally must repay the amount borrowed on or before maturity.
- **Below Investment Grade Securities.** Each Fund may invest in below investment grade securities (also known as "high-yield securities" or "junk securities"). Such securities may be fixed or variable rate obligations and are rated below investment grade (Ba/BB or lower) by a nationally recognized statistical rating organization or are unrated but deemed by the Adviser to be of comparable quality. High-yield debt securities are frequently issued by corporations in the growth stage of their development, but also may be issued by established companies. These bonds are regarded by the rating organizations, on balance, as predominantly speculative with respect to capacity to pay interest and repay principal in accordance with the terms of the obligation. Such securities also are generally considered to be subject to greater risk than securities with higher ratings with regard to default rates and deterioration of general economic conditions. High-yield securities held by the Funds may include securities received as a result of a corporate reorganization or issued as part of a corporate takeover.

Depository Receipts. Each Fund may invest in American Depositary Receipts ("ADRs"), American Depositary Shares ("ADSs") and other depository receipts. ADRs and ADSs are securities that represent an ownership interest in a foreign security. They are generally issued by a U.S. bank to U.S. buyers as a substitute for direct ownership of a foreign security and are traded on U.S. exchanges. ADRs may be available through "sponsored" or "unsponsored" facilities. A

sponsored facility is established jointly by the issuer of the security underlying the receipt and a depository, whereas an unsponsored facility may be established by a depository without participation by the issuer of the underlying security. The depository of an unsponsored facility frequently is under no obligation to distribute shareholder communications received from the issuer of the deposited security or to pass through voting rights with respect to the deposited security. Each Fund may invest in both sponsored and unsponsored ADRs.

Derivatives. Each Fund may invest in various instruments that are commonly known as derivatives. Generally, a derivative is a financial arrangement, the value of which is based on, or "derived" from, a traditional security, asset, or market index. Futures, forwards, swaps and options are commonly used for traditional hedging purposes to attempt to protect a Fund from exposure to changing interest rates, securities prices, or currency exchange rates and as a low cost method of gaining exposure to a particular securities market without investing directly in those securities. The Funds may enter into credit derivatives, such as credit default swaps and credit default index investments, including loan credit default swaps and loan credit default index swaps. The Funds may use these investments (i) as alternatives to direct long or short investment in a particular security, (ii) to adjust a Fund's asset allocation or risk exposure, or (iii) for hedging purposes. The use by a Fund of credit default swaps may have the effect of creating a short position in a security. These investments can create investment leverage, which tends to magnify the effects of an instrument's price changes as market conditions change. A Fund's ability to pursue its investment strategy, including its strategy of investing in certain derivative instruments, may be limited or adversely affected by the Fund's intention to qualify as a RIC, and its strategy may bear adversely on its ability to so qualify. Special tax considerations apply to a Fund's use of derivatives. See the "Taxation" section below.

Distressed and Defaulted Securities. Each Fund may invest in debt obligations of stressed, distressed and bankrupt issuers. Generally, distressed companies are in need of covenant amendments or have been operating under the provisions of the U.S. bankruptcy code or other similar laws, or may become subject to such provisions in the future. Investments include publicly-traded debt, stressed and par loan obligations that were privately placed with banks, insurance companies and other lending institutions, trade claims, and any other form of obligation recognized as a claim in a bankruptcy or workout process.

Equity Securities. To the extent a Fund invests in equity securities, the Adviser expects such Fund's investments will generally be in common stock of companies of varying sizes. The Adviser believes preferred stock and convertible

securities (e.g. debt securities convertible into, or exchangeable for common or preferred stock) of selected companies offer opportunities for capital appreciation as well as periodic income and may invest a portion of a Fund's assets in such securities. The Adviser will not rely on any specific rating criteria when deciding whether to invest a Fund's assets in convertible securities. In addition to common stock, other securities with equity characteristics include depositary receipts and warrants.

Exchange-Traded Funds. ETFs are listed on various exchanges and seek to provide investment results that correspond generally to the performance of specified market indices by holding a basket of the securities in the relevant index. Each Fund may invest in ETFs, including ETFs that are advised by the Adviser or its affiliates (the "Underlying Highland ETFs"). The Underlying Highland ETFs include the Highland/iBoxx Senior Loan ETF and may include additional ETFs advised by the Adviser or its affiliates in the future. Fees and expenses of investments in Underlying Highland ETFs will be borne by shareholders of the investing funds, and the Adviser intends to voluntarily waive the portion of the management fee of the investing funds that is attributable to investments in Underlying Highland ETFs.

Fees. A Fund may be required to pay or may receive various fees and commissions in connection with purchasing, selling and holding interests in Senior Loans. The fees normally paid by Borrowers may include three types: facility fees; commitment fees; and prepayment penalties. Facility fees are paid to the Lenders upon origination of a Senior Loan. Commitment fees are paid to Lenders on an ongoing basis based upon the undrawn portion committed by the Lenders of the underlying Senior Loan. Lenders may receive prepayment penalties when a Borrower prepays all or part of a Senior Loan. A Fund will receive these fees directly from the Borrower if such Fund is a Primary Lender, or, in the case of commitment fees and prepayment penalties, if such Fund acquires an interest in a Senior Loan by way of Assignment. Whether or not a Fund receives a facility fee from the Lender in the case of an Assignment, or any fees in the case of a Participation, depends upon negotiations between such Fund and the Lender selling such interests. When a Fund is an assignee, it may be required to pay a fee to, or forgo a portion of interest and any fees payable to it from, the Lender selling the Assignment. Occasionally, the assignor will pay a fee to a Fund based on the portion of the principal amount of the Senior Loan that is being assigned. A Lender selling a Participation to a Fund may deduct a portion of the interest and any fees payable to such Fund as an administrative fee prior to payment thereof to such Fund. A Fund may be required to pay over or pass along to a purchaser of an interest in a Senior Loan from such Fund a portion of any fees that such Fund would otherwise be entitled to.

Hedging. Each Fund may engage in "hedging," the practice of attempting to offset a potential loss in one position by establishing an opposite position in another investment. Hedging strategies in general are usually intended to limit or reduce investment risk, but can also be expected to limit or reduce the potential for profit. For example, if a Fund has taken a defensive posture by hedging its portfolio, and stock or debt prices advance, the return to investors will be lower than if the portfolio has not been hedged. No assurance can be given that any particular hedging strategy will be successful, or that the Adviser will elect to use a hedging strategy at a time when it is advisable. Special tax considerations apply to each Fund's hedging transactions. See the "Taxation" section below.

Illiquid and Restricted Securities. Each Fund may invest in illiquid and restricted securities. Restricted securities generally may not be resold without registration under the Securities Act of 1933, as amended (the "Securities Act"), except in transactions exempt from the registration requirements of the Securities Act. A security that may be restricted as to resale under federal securities laws or otherwise will not be subject to this percentage limitation if the Adviser determines that the security is, at the time of acquisition, readily marketable. Illiquid securities are those that cannot be sold or disposed of within seven calendar days or less without the sale or disposition significantly changing the market value of the investment. Illiquid and restricted securities may offer higher returns and yields than comparable publicly-traded securities. However, a Fund may not be able to sell these securities when the Adviser considers it desirable to do so or, to the extent they are sold privately, may have to sell them at less than the price of otherwise comparable securities. Restricted securities may be illiquid; however, some restricted securities such as those eligible for resale under Rule 144A under the Securities Act may be treated as liquid.

Industry Concentration. The Highland Long/Short Healthcare Fund invests primarily in securities issued by healthcare companies as defined in this Prospectus, which include, among others, biotechnology companies, pharmaceutical firms, medical supply companies and businesses that operate hospitals and other healthcare facilities, as well as companies engaged in medical, diagnostic, biochemical and other healthcare-related research and development activities.

Leverage. To a limited extent, each Fund may increase the number and extent of "long" positions by borrowing (e.g., by purchasing securities on margin). Entering into short sales also increases a Fund's use of leverage. The use of leverage increases both investment opportunity and risk.

More on Strategies, Risks and Disclosure of Portfolio Holdings

Micro, Small and Mid-Cap Investments. Each Fund may invest in companies of any market capitalization, including those with micro, small or medium capitalizations.

Net Asset Value Fluctuation. When prevailing interest rates decline, the value of a portfolio invested in fixed rate obligations can be expected to rise. Conversely, when prevailing interest rates rise, the value of a portfolio invested in fixed rate obligations can be expected to decline. Although a Fund's NAV will vary, such Fund's policy of acquiring interests in floating or variable rate investments is expected to minimize fluctuations in NAV as a result of changes in interest rates. Accordingly, it may be expected that the value of a Fund's investment portfolio will fluctuate significantly less than a portfolio of fixed rate, longer term obligations as a result of interest rate changes. However, changes in prevailing interest rates can be expected to cause some fluctuation in a Fund's NAV. In addition to changes in interest rates, various factors, including defaults by or changes in the credit quality of Borrowers, will also affect the NAV of a Fund. A default or serious deterioration in the credit quality of a Borrower could cause a prolonged or permanent decrease in a Fund's NAV. Highland Long/Short Equity Fund and Highland Long/Short Healthcare Fund will also be subject to these types of fluctuations to a limited extent.

Non-U.S. Securities and Emerging Markets. Each Fund may invest in securities of non-U.S. issuers ("non-U.S. securities"), including investments in the securities of so-called emerging market issuers. Such investment may include securities denominated in U.S. dollars, non-U.S. currencies or multinational currency units. Typically, non-U.S. securities are considered to be equity or debt securities issued by entities organized, domiciled or with a principal executive office outside the U.S., such as foreign corporations and governments. Non-U.S. securities may trade in U.S. or foreign securities markets. A Fund may make non-U.S. investments either directly by purchasing non-U.S. securities or indirectly by purchasing depositary receipts or depositary shares of similar instruments for non-U.S. securities. Depositary receipts are securities that are listed on exchanges or quoted in over-the-counter markets ("OTC") in one country but represent shares of issuers domiciled in another country. Direct investments in foreign securities may be made either on foreign securities exchanges or in the OTC markets. Investing in non-U.S. securities involves certain special risk considerations, including currency risk, that are not typically associated with investing in securities of U.S. companies or governments. These risks may be greater for securities of companies located in emerging market countries.

Options. The Funds may utilize options on securities, indices and currencies. An option on a security is a contract that gives the holder of the option, in return for a premium, the right to buy from (in the case of a call) or sell to (in the case of a put)

the writer of the option the security underlying the option at a specified exercise or "strike" price. The writer of an option on a security has the obligation upon exercise of the option to deliver the underlying security upon payment of the exercise price or to pay the exercise price upon delivery of the underlying security. If an option written by a Fund expires unexercised, the Fund realizes on the expiration date a gain equal to the premium received by the Fund at the time the option was written. If an option purchased by a Fund expires unexercised, the Fund realizes a loss equal to the premium paid. Prior to the earlier of exercise or expiration, an exchange-traded option may be closed out by an offsetting purchase or sale of an option of the same series (type, underlying security, exercise price and expiration). There can be no assurance, however, that a closing purchase or sale transaction can be effected when a Fund desires. A Fund realizes an economic loss from a closing sale transaction if the premium received from the sale of the option is less than the premium it initially paid to purchase the option (plus transaction costs). A Fund realizes an economic loss from a closing purchase transaction if the cost of the closing purchase transaction (premium plus transaction costs) is greater than the premium initially received from writing the option.

Participations. Each Fund may invest in Participations. The selling Lenders and other persons interpositioned between such Lenders and a Fund with respect to Participations will likely conduct their principal business activities in the financial services industry. A Fund may be more susceptible than an investment company that does not invest in Participations in Senior Loans to any single economic, political or regulatory occurrence affecting this industry. Persons engaged in this industry may be more susceptible than are persons engaged in some other industries to, among other things, fluctuations in interest rates, changes in the Federal Open Market Committee's monetary policy, governmental regulations concerning such industries and concerning capital raising activities generally and fluctuations in the financial markets generally.

Participation by a Fund in a Lender's portion of a Senior Loan typically will result in such Fund having a contractual relationship only with such Lender, not with the Borrower. As a result, a Fund may have the right to receive payments of principal, interest and any fees to which it is entitled only from the Lender selling the Participation and only upon receipt by the Lender of payments from the Borrower. In connection with purchasing Participations, a Fund generally will have no right to enforce compliance by the Borrower with the terms of the Loan Agreement, nor any rights with respect to any funds acquired by other Lenders through set-off against the Borrower, and such Fund may not directly benefit from the collateral supporting the Senior Loan in

which it has purchased the Participation. As a result, a Fund may assume the credit risk of both the Borrower and the Lender selling the Participation. In the event of the insolvency of the Lender selling a Participation, such Fund may be treated as a general creditor of the Lender, and may not benefit from any set-off between the Lender and the Borrower. A Fund will only acquire Participations from counterparties that are judged by the Adviser to present acceptable credit risk to such Fund.

Portfolio Maturity. The Funds are not subject to any restrictions with respect to the maturity of Senior Loans held in its portfolio, and Senior Loans usually will have rates of interest that are redetermined periodically. Investment in Senior Loans with longer interest rate redetermination periods may increase fluctuations in a Fund's NAV as a result of changes in interest rates. The Senior Loans in a Fund's investment portfolio will typically have a dollar-weighted average days to reset until the next interest rate redetermination of 90 days or less. As a result, as short-term interest rates increase, interest payable to a Fund from its investments in Senior Loans should increase, and as short-term interest rates decrease, interest payable to such Fund from its investments in Senior Loans should decrease. The amount of time required to pass before a Fund will realize the effects of changing short-term market interest rates on its portfolio will vary with the dollar-weighted average time until the next interest rate redetermination on the Senior Loans in the investment portfolio. A Fund may utilize the investment practices described in this Prospectus to, among other things, shorten the effective interest rate redetermination period of Senior Loans in its portfolio. In such event, a Fund will consider such shortened period to be the interest rate redetermination period of the Senior Loan; provided, however, that such Fund will typically not invest in Senior Loans that permit the Borrower to select an interest rate redetermination period in excess of one year. Because most Senior Loans in the investment portfolio will be subject to mandatory and/or optional prepayment and there may be significant economic incentives for a Borrower to prepay its loans, prepayments of Senior Loans in a Fund's investment portfolio may occur. Accordingly, the actual remaining maturity of a Fund's investment portfolio invested in Senior Loans may vary substantially from the average stated maturity of the Senior Loans held in such Fund's investment portfolio.

Prepayments. Pursuant to the relevant Loan Agreement, a Borrower may be required, and may have the option at any time, to prepay the principal amount of a Senior Loan, often without incurring a prepayment penalty. In the event that like-yielding loans are not available in the marketplace, the prepayment of and subsequent reinvestment by a Fund in Senior Loans could have a materially adverse effect on the

yield of a Fund's investment portfolio. Prepayments may have a beneficial impact on income due to receipt of prepayment penalties, if any, and any facility fees earned in connection with reinvestment.

Primary Lender Transactions. When a Fund is a Primary Lender, it will have a direct contractual relationship with the Borrower, may enforce compliance by the Borrower with the terms of the Loan Agreement and may under contractual arrangements among the Lenders have rights with respect to any funds acquired by other Lenders through set-off. A Lender also has full voting and consent rights under the applicable Loan Agreement. Actions subject to Lender vote or consent generally require the vote or consent of the holders of a majority or some greater specified percentage of the outstanding principal amount of the Senior Loan. Certain decisions, such as reducing the amount or increasing the time for payment of interest on or repayment of principal of a Senior Loan, or releasing collateral therefor, frequently require the unanimous vote or consent of all Lenders affected. When a Fund is a Primary Lender originating a Senior Loan, it may share in a fee paid by the Borrower to the Primary Lenders.

A number of judicial decisions in the United States and elsewhere have upheld the right of borrowers to sue lending institutions on the basis of various evolving legal theories (collectively termed "lender liability"). Generally, lender liability is founded upon the premise that an institutional lender has violated a duty (whether implied or contractual) of good faith and fair dealing owed to the borrower or has assumed a degree of control over the borrower resulting in a creation of a fiduciary duty owed to the borrower or its other creditors or shareholders. Because of the nature of certain of a Fund's investments, such Fund or the Adviser could be subject to allegations of lender liability.

In addition, under common law principles that in some cases form the basis for lender liability claims, if a lending institution (i) intentionally takes an action that results in the under capitalization of a borrower to the detriment of other creditors of such borrower, (ii) engages in other inequitable conduct to the detriment of such other creditors, (iii) engages in fraud with respect to, or makes misrepresentations to, such other creditors or (iv) uses its influence as a stockholder to dominate or control a borrower to the detriment of other creditors of such borrower, a court may elect to subordinate the claim of the offending lending institution to the claims of the disadvantaged creditor or creditors, a remedy termed "equitable subordination." As an owner of bank debt in reorganizing companies, a Fund could be subject to claims from creditors of a company that such Fund's claim should be equitably subordinated, including as a result of actions or omissions by such Fund's predecessors in interest.

More on Strategies, Risks and Disclosure of Portfolio Holdings

Restricted Securities. Restricted securities (which include Rule 144A securities) may have contractual restrictions on resale, or cannot be sold publicly until registered. Certain restricted securities may be illiquid. Illiquid investments may be difficult or impossible to sell when a Fund wants to sell them at a price at which the Fund values them.

Securities Lending. Each Fund may make secured loans of its portfolio securities amounting to not more than one-third of its total assets, thereby realizing additional income. As a matter of policy, securities loans are made to borrowers pursuant to agreements requiring that the loans be continuously secured by collateral in cash (U.S. and foreign currency), securities issued or guaranteed by the U.S. government or its agencies or instrumentalities, sovereign debt, convertible bonds, irrevocable bank letters of credit or such other collateral as may be agreed on by the parties to a securities lending arrangement, initially with a value of 102% or 105% of the market value of the loaned securities and thereafter maintained at a value of 100% of the market value of the loaned securities. Collateral must be valued daily by the Custodian and the borrower will be required to provide additional collateral should the market value of the loaned securities increase.

Senior Loans. A Fund may invest in Senior Loans. Senior Loans generally are arranged through private negotiations between a Borrower and Lenders represented in each case by one or more Agents of the several Lenders. On behalf of the several Lenders, the Agent, which is frequently a commercial bank or other entity that originates the Senior Loan and the person that invites other parties to join the lending syndicate, will be primarily responsible for negotiating the Loan Agreement that establishes the relative terms, conditions and rights of the Borrower and the several Lenders. In larger transactions it is common to have several Agents; however, generally only one such Agent has primary responsibility for documentation and administration of a Senior Loan.

In a typical Senior Loan, the Agent administers the terms of the Loan Agreement and is responsible for the collection of principal and interest and fee payments from the Borrower and the apportionment of those payments to the credit of all Lenders that are parties to the Loan Agreement. A Fund generally will rely on the Agent to collect its portion of the payments on a Senior Loan. Furthermore, a Fund will rely on the Agent to use appropriate creditor remedies against the Borrower. Typically, under a Loan Agreement, the Agent is given broad discretion in monitoring the Borrower's performance under the Loan Agreement and is obligated to use only the same care it would use in the management of its own property. Upon an event of default, the Agent typically will act to enforce the Loan Agreement after instruction from Lenders holding a majority of the Senior Loan. The Borrower compensates the Agent for the Agent's services. This

compensation may include special fees paid on structuring and funding the Senior Loan and other fees paid on a continuing basis. The practice of an Agent relying exclusively or primarily on reports from the Borrower may involve a risk of fraud by the Borrower.

Loan Agreements typically provide for the termination of the Agent's agency status in the event that it fails to act as required under the relevant Loan Agreement, becomes insolvent, enters receivership of the Federal Deposit Insurance Corporation ("FDIC"), or, if not FDIC insured, enters into bankruptcy. Should an Agent, Lender or any other institution interpositioned between a Fund and the Borrower become insolvent or enter FDIC receivership or bankruptcy, any interest in the Senior Loan of any such interpositioned institution and any loan payment held by any such interpositioned institution for the benefit of such Fund should not be included in the estate of such interpositioned institution. If, however, any such amount were included in such interpositioned institution's estate, a Fund would incur costs and delays in realizing payment or could suffer a loss of principal or interest. In such event, a Fund could experience a decrease in NAV.

It is anticipated that the proceeds of the Senior Loans in which a Fund will acquire interests primarily will be used to finance leveraged buyouts, recapitalizations, mergers, acquisitions, stock repurchases, and, to a lesser extent, to finance internal growth and for other corporate purposes of Borrowers. Senior Loans have the most senior position in a Borrower's capital structure, although some Senior Loans may hold an equal ranking with other senior securities and certain other obligations of the Borrower. The capital structure of a Borrower may include Senior Loans, senior and junior subordinated debt securities (which may include "junk" securities) and preferred and common stock issued by the Borrower, typically in descending order of seniority with respect to claims on the Borrower's assets. Senior and junior subordinated debt is collectively referred to in this Prospectus as "junior debt securities."

Senior Loans generally are secured by specific collateral. A Fund may invest without limitation in Senior Loans that are not secured by any collateral and, to the extent that such Fund invests a portion of its assets in Senior Loans that are not secured by specific collateral, such Fund will not enjoy the benefits associated with collateralization with respect to such Senior Loans, and such Senior Loans may pose a greater risk of nonpayment of interest or loss of principal than do collateralized Senior Loans. As discussed below, a Fund may also acquire warrants, equity securities and junior debt securities issued by the Borrower or its affiliates as part of a package of investments in the Borrower or its affiliates. A Fund may acquire interests in warrants, other equity

securities or junior debt securities through a negotiated restructuring of a Senior Loan or in a bankruptcy proceeding of the Borrower.

In order to borrow money pursuant to a collateralized Senior Loan, a Borrower will typically, for the term of the Senior Loan, pledge assets as collateral. In addition, in the case of some Senior Loans, there may be additional collateral pledged in the form of guarantees by and/or securities of affiliates of the Borrowers. In some instances, a collateralized Senior Loan may be secured only by stock in the Borrower or its subsidiaries. Collateral may consist of assets that are not readily liquidated, and there is no assurance that the liquidation of such assets would fully satisfy a Borrower's obligations under a Senior Loan. Similarly, in the event of bankruptcy proceedings involving the Borrower, the Lenders may be delayed or prevented from liquidating collateral or may choose not to do so as part of their participation in a plan of reorganization of the Borrower. Senior Loans' higher standing in an issuer's capital structure has historically resulted in generally higher recoveries than other below investment grade securities in the event of a corporate reorganization or other restructuring, but there can be no assurance that this will be the case with respect to any particular Senior Loan.

Loan Agreements may also include various restrictive covenants designed to limit the activities of the Borrower in an effort to protect the right of the Lenders to receive timely payments of interest on and repayment of principal of the Senior Loans. Breach of such a covenant, if not waived by the Lenders, is generally an event of default under the applicable Loan Agreement and may give the Lenders the right to accelerate principal and interest payments. The Adviser will consider the terms of restrictive covenants in deciding whether to invest in Senior Loans for a Fund's investment portfolio. When a Fund holds a Participation in a Senior Loan, it may not have the right to vote to waive enforcement of a restrictive covenant breached by a Borrower. Lenders voting in connection with a potential waiver of a restrictive covenant may have interests different from those of a Fund, and such Lenders will not consider the interests of such Fund in connection with their votes.

Senior Loans in which the Funds will invest generally pay interest at rates that are periodically redetermined by reference to a base lending rate plus a premium. These base lending rates generally are the London Interbank Offered Rate ("LIBOR"), the prime rate offered by one or more major United States banks ("Prime Rate") or the certificate of deposit ("CD") rate or other base lending rates used by commercial Lenders. LIBOR generally is an average of the interest rates quoted by several designated banks as the rates at which such banks would offer to pay interest to major financial institution depositors in the London interbank

market on U.S. dollar denominated deposits for a specified period of time. The CD rate generally is the average rate paid on large certificates of deposit traded in the secondary market. Senior Loans traditionally have been structured so that Borrowers pay higher premiums when they elect LIBOR, in order to permit Lenders to obtain generally consistent yields on Senior Loans, regardless of whether Borrowers select the LIBOR option or the Prime Rate option. Because their interest rates are adjusted for changes in short-term interest rates, Senior Loans generally have less interest rate risk than other high yield investments, which typically pay fixed rates of interest. On July 27, 2017, the head of the United Kingdom's Financial Conduct Authority announced a desire to phase out the use of LIBOR by the end of 2021. Due to this announcement, there remains uncertainty regarding the future utilization of LIBOR and the nature of any replacement rate. As such, the potential effect of a transition away from LIBOR on the Fund or the financial instruments in which the Fund invests cannot yet be determined.

A Fund may invest in Participations in Senior Loans, may purchase Assignments of portions of Senior Loans from third parties and may act as one of the group of Primary Lenders.

Senior Loan Ratings. Highland Opportunistic Credit Fund may invest all or substantially all of its assets in Senior Loans that are rated below investment grade, including Senior Loans rated CCC or below by S&P or Caa or below by Moody's, and unrated Senior Loans of comparable quality.

Short Sales. Each Fund may seek to hedge investments or realize additional gains through short sales. A short sale is a transaction in which a Fund sells a security it does not own in anticipation that the market price of that security will decline. When a Fund makes a short sale, it must borrow the security sold short from a broker-dealer and deliver it to the buyer upon conclusion of the sale. A Fund will ordinarily have to pay a fee to borrow a security and is often obligated to repay the lender of the security any dividend or interest that accrues on the security during the period of the loan. If the price of the security sold short increases between the time of the short sale and the time a Fund replaces the borrowed security, the Fund will incur a loss.

Each Fund may sell a security short if it owns at least an equal amount of the security sold short or another security convertible or exchangeable for an equal amount of the security sold short without payment of further compensation (a short sale "against-the-box"). Each Fund also may engage in short sales that are not "against-the-box," and will be subject to additional risks to the extent that it engages in short sales that are not "against-the-box." A Fund's loss on a short sale could be unlimited in cases where the Fund is unable, for whatever reason, to close out its short position. See "Taxation" below for special tax considerations associated with engaging in short sales.

More on Strategies, Risks and Disclosure of Portfolio Holdings

Undervalued Stocks. A stock is considered undervalued if the Adviser believes it should be trading at a higher price than it is at the time of purchase. Factors considered may include, but are not limited to: price relative to earnings, price relative to cash flow and price relative to financial strength.

Portfolio Turnover. A Fund's rate of portfolio turnover will not be a limiting factor for the Adviser in making decisions on when to buy or sell securities. Each Fund reserves full freedom with respect to portfolio turnover. The frequency of a Fund's trading will vary from year to year, depending on market conditions. In periods when there are rapid changes in economic conditions or security price levels, portfolio turnover may be significantly higher than during times of economic and market price stability. Each Fund's portfolio turnover rate may exceed 100% per year, and under certain market conditions may be substantially higher. A 100% annual turnover rate would occur, for example, if all the securities in a Fund's portfolio were replaced once within a period of one year.

Temporary Defensive Positions. When adverse market or economic conditions occur, a Fund may temporarily invest all or a portion of its total assets in defensive investments. Such investments may include fixed-income securities, high quality money market instruments, cash and cash equivalents. To the extent a Fund takes temporary defensive positions, it may not achieve its investment objective.

Additional Information. The foregoing percentage limitations in each Fund's investment strategies apply at the time of purchase of securities, except that the limit on borrowing described in the Statement of Additional Information is applied on a continued basis. The Board of Trustees may change any of the foregoing investment policies, including a Fund's investment objective and 80% investment policy, without shareholder approval. A Fund will provide shareholders with written notice at least 60 days prior to a change in its 80% investment policy.

Additional Information About Risks

Like all mutual funds, investing in the Funds involves risk factors and special considerations. A Fund's risk is defined primarily by its principal investment strategies, which are described earlier in the summary section of this Prospectus, along with descriptions of each Fund's related risks. Investments in a Fund are not insured against loss of principal. As with any mutual fund, there can be no assurance that a Fund will achieve its investment objectives. Investing in shares of a Fund should not be considered a complete investment program. There is a risk that the share value of the Funds will fluctuate.

One of your most important investment considerations should be balancing risk and return. Different types of

investments tend to respond differently to shifts in the economic and financial environment. Diversifying your investments among different asset classes — such as stocks, bonds and cash — and within an asset class — such as small-cap and large-cap stocks — may help you to manage risk and achieve the results you need to reach your financial goals.

Factors that may affect a Fund's portfolio as a whole are called "principal risks" and are summarized in this section. This summary describes the nature of these principal risks and certain related risks, but is not intended to include every potential risk. The Funds could be subject to additional risks because the types of investments they make may change over time. The SAI, which is incorporated by reference into this Prospectus, includes more information about the Funds and their investments. Each Fund is not intended to be a complete investment program.

Asset-Backed Securities Risk: Because asset-backed securities often are secured by the loans underlying the securities, a Fund may lose money if there are defaults on the loans underlying the securities. Such defaults have increased the risk for asset-backed securities that are secured by home-equity loans related to sub-prime mortgage loans, especially in a declining residential real estate market. Asset-backed securities also may be subject to more rapid repayment than their stated maturity dates indicate, due to changing economic conditions. To maintain its position in such securities, a Fund may reinvest the reductions in principal amounts resulting from the prepayments. Yields on those reinvested amounts are subject to prevailing market rates. Because prepayments of principal generally increase when rates are falling, a Fund generally has to reinvest proceeds from prepayments at lower rates. Investments in asset-backed securities may also be subject to valuation risk.

Biotechnology Industry Risk: The success of biotechnology companies is highly dependent on the development, procurement and/or marketing of drugs. A biotechnology company's valuation could be based on the potential or actual performance of a limited number of products. A biotechnology company's valuation could be affected if one of its products proves unsafe, ineffective or unprofitable. Such companies may also be characterized by thin capitalization and limited markets, financial resources or personnel. The stock prices of companies involved in the biotechnology sector have been and will likely continue to be extremely volatile.

The values of biotechnology companies are also dependent on the development, protection and exploitation of intellectual property rights and other proprietary information, and the profitability of biotechnology companies may be significantly affected by such things as the expiration

of patents or the loss of, or the inability to enforce, intellectual property rights. The research and other costs associated with developing or procuring new drugs, products or technologies and the related intellectual property rights can be significant, and the results of such research and expenditures are unpredictable. There can be no assurance that those efforts or costs will result in the development of a profitable drug, product or technology. Moreover, the process for obtaining regulatory approval by the FDA or other governmental regulatory authorities is long and costly and there can be no assurance that the necessary approvals will be obtained or maintained.

Collateralized Loan Obligations Risk: A collateralized loan obligation (CLO) is an asset-backed security whose underlying collateral is a pool of loans. Such loans may include domestic and foreign senior secured loans, senior unsecured loans and subordinate corporate loans, some of which may be below investment grade or equivalent unrated loans. Investments in CLOs carry the same risks as investments in loans directly, such as interest rate risk, issuer credit and liquidity risks. These investments are also subject to the risks associated with a decrease of market value due to collateral defaults and disappearance of subordinate tranches, market anticipation of defaults and investor aversion to these types of securities as a class. CLOs issue classes or “tranches” that vary in risk and yield. Losses caused by defaults on underlying assets are borne first by the holders of subordinate tranches. A CLO may experience substantial losses attributable to loan defaults. A Fund’s investment in a CLO may decrease in market value because of: (i) loan defaults or credit impairment; (ii) the disappearance of subordinate tranches; (iii) market anticipation of defaults; and (iv) investor aversion to CLO securities as a class. These risks may be magnified depending on the tranche of CLO securities in which a Fund invests. For example, investments in a junior tranche of CLO securities will likely be more sensitive to loan defaults or credit impairment than investments in more senior tranches.

Convertible Securities Risk: Convertible securities generally offer lower interest or dividend yields than non-convertible securities of similar quality. Because convertible securities are higher in an issuer’s capital structure than equity securities, convertible securities are generally not as risky as the equity securities of the same issuer. However, convertible securities may gain or lose value due to changes in, among other things, interest rates; other general economic conditions; industry fundamentals; market sentiment; and the issuer’s operating results, financial statements and credit ratings. The value of convertible securities also tends to change whenever the market value of the underlying common or preferred stock fluctuates.

Counterparty Risk: A Fund may engage in transactions in securities and financial instruments that involve

counterparties. Counterparty risk is the risk that a counterparty (the other party to a transaction or an agreement or the party with whom a Fund executes transactions) to a transaction with a Fund may be unable or unwilling to make timely principal, interest or settlement payments, or otherwise honor its obligations. In an attempt to limit the counterparty risk associated with such transactions, a Fund conducts business only with financial institutions judged by the Adviser to present acceptable credit risk. For example, repurchase agreements are loans of money or arrangements under which a Fund purchases securities and the seller agrees to repurchase the securities within a specific time and at a specific price. The repurchase price is generally higher than a Fund’s purchase price, with the difference being income to a Fund. The counterparty’s obligations under the repurchase agreement are collateralized with U.S. Treasury and/or agency obligations with a market value of not less than 100% of the obligations, valued daily. Collateral is held by a Fund’s custodian in a segregated, safekeeping account for the benefit of a Fund. Repurchase agreements afford a Fund an opportunity to earn income at low risk on temporarily available cash. If bankruptcy or insolvency proceedings commence with respect to the seller of the securities before repurchase of the securities under a repurchase agreement, a Fund may encounter delays and incur costs before being able to sell the securities. Such a delay may involve loss of interest or a decline in price of the securities. If a court characterizes the transaction as a loan and a Fund has not perfected a security interest in the securities, a Fund may be required to return the securities to the seller’s estate and be treated as an unsecured creditor of the seller. As an unsecured creditor, a Fund would be at risk of losing some or all of the principal and interest involved in the transaction.

Credit Risk: The value of debt securities owned by a Fund may be affected by the ability of issuers to make principal and interest payments and by the issuer’s or counterparty’s credit quality. If an issuer cannot meet its payment obligations or if its credit rating is lowered, the value of its debt securities may decline. Lower quality bonds are generally more sensitive to these changes than higher quality bonds. Even within securities considered investment grade, differences exist in credit quality and some investment-grade debt securities may have speculative characteristics. A security’s price may be adversely affected by the market’s perception of the security’s credit quality level even if the issuer or counterparty has suffered no degradation in its ability to honor the obligation.

Credit risk varies depending upon whether the issuers of the securities are corporations or domestic or foreign governments or their sub-divisions or instrumentalities and whether the particular note or other instrument held by a

More on Strategies, Risks and Disclosure of Portfolio Holdings

Fund has a priority in payment of principal and interest. U.S. government securities are subject to varying degrees of credit risk depending upon whether the securities are supported by the full faith and credit of the United States, supported by the ability to borrow from the U.S. Treasury, supported only by the credit of the issuing U.S. government agency, instrumentality, or corporation, or otherwise supported by the United States. Obligations issued by U.S. government agencies, authorities, instrumentalities or sponsored enterprises, such as Government National Mortgage Association, are backed by the full faith and credit of the U.S. Treasury, while obligations issued by others, such as Federal National Mortgage Association (FNMA), Federal Home Loan Mortgage Corporation (Freddie Mac) and Federal Home Loan Banks (FHLBs), are backed solely by the ability of the entity to borrow from the U.S. Treasury or by the entity's own resources. No assurance can be given that the U.S. government would provide financial support to U.S. government agencies, authorities, instrumentalities or sponsored enterprises if it is not obligated to do so by law.

Currency Risk: A portion of each Fund's assets may be quoted or denominated in non-U.S. currencies. These securities may be adversely affected by fluctuations in the relative currency exchange rates and by exchange control regulations. A Fund's investment performance may be negatively affected by a devaluation of a currency in which the Fund's investments are quoted or denominated. Further, a Fund's investment performance may be significantly affected, either positively or negatively, by currency exchange rates because the U.S. dollar value of securities quoted or denominated in another currency will increase or decrease in response to changes in the value of such currency in relation to the U.S. dollar.

Debt Securities Risk: The value of a debt security (and other income-producing securities, such as preferred stocks, convertible preferred stocks, equity-linked notes, and interests in income-producing trusts) changes in response to interest rate changes. In general, the value of a debt security is likely to fall as interest rates rise. This risk is generally greater for obligations with longer maturities or for debt securities that do not pay current interest (such as zero-coupon securities). Debt securities with floating interest rates can be less sensitive to interest rate changes, although, to the extent a Fund's income is based on short-term interest rates that fluctuate over short periods of time, income received by a Fund may decrease as a result of a decline in interest rates. In addition, the interest rates of floating rate loans typically only adjust to changes in short-term interest rates; long-term interest rates can vary dramatically from short-term interest rates. In response to an interest rate decline, debt securities that provide the issuer with the right to call or redeem the security prior to maturity may be called or redeemed. If a debt security is repaid more quickly than

expected, a Fund may not be able to reinvest the proceeds at the same interest rate, reducing the potential for gain. When interest rates increase or for other reasons, debt securities may be repaid more slowly than expected. As a result, the maturity of the debt instrument is extended, increasing the potential for loss. As of the date of this Prospectus, market interest rates in the United States are at or near historic lows, which may increase a Fund's exposure to risks associated with rising market interest rates. Rising market interest rates could have unpredictable effects on the markets and may expose fixed-income and related markets to heightened volatility, which could reduce liquidity for certain investments, adversely affect values, and increase costs. Increased redemptions may cause a Fund to liquidate portfolio positions when it may not be advantageous to do so and may lower returns. If dealer capacity in fixed-income and related markets is insufficient for market conditions, it may further inhibit liquidity and increase volatility in the fixed-income and related markets. Further, recent and potential future changes in government policy may affect interest rates.

The value of a debt security also depends on the issuer's credit quality or ability to pay principal and interest when due. The value of a debt security is likely to fall if an issuer or the guarantor of a security is unable or unwilling (or perceived to be unable or unwilling) to make timely principal and/or interest payments or otherwise to honor its obligations, or if the debt security's rating is downgraded by a credit rating agency. The obligations of issuers (and obligors of asset-backed securities) are subject to bankruptcy, insolvency, and other laws affecting the rights and remedies of creditors. The value of a debt security can also decline in response to other changes in market, economic, industry, political, and regulatory conditions that affect a particular type of debt security or issuer or debt securities generally. The values of many debt securities may fall in response to a general increase in investor risk aversion or a decline in the confidence of investors generally in the ability of issuers to meet their obligations.

Leveraged loans are subject to the same risks typically associated with debt securities. In addition, leveraged loans, which typically hold a senior position in the capital structure of a borrower, are subject to the risk that a court could subordinate such loans to presently existing or future indebtedness or take other action detrimental to the holders of leveraged loans. Leveraged loans are also especially subject to the risk that the value of the collateral, if any, securing a loan may decline, be insufficient to meet the obligations of the borrower, or be difficult to liquidate.

Derivatives Risk: All of the Funds may invest in derivatives, which are financial contracts whose value depends on, or is derived from, the value of underlying assets, reference rates,

or indices. Derivatives involve the risk that changes in their value may not move as expected relative to the value of the assets, rates, or indices they are designed to track. Derivatives include futures, non-U.S. currency contracts, swap contracts, warrants, and opinions contracts. Derivatives may relate to securities, interest rates, currencies or currency exchange rates, inflation rates, commodities, and indices.

There are several risks associated with derivatives transactions. The use of derivatives involves risks that are in addition to, and potentially greater than, the risks of investing directly in securities and other more traditional assets. A decision as to whether, when and how to use derivatives involves the exercise of skill and judgment, and even a well conceived transaction may be unsuccessful to some degree because of market behavior or unexpected events. The use of derivative transactions may result in losses greater than if they had not been used, may require a Fund to sell or purchase portfolio securities at inopportune times or for prices other than current market values, may limit the amount of appreciation a Fund can realize on an investment or may cause a Fund to hold a security that it might otherwise sell. A Fund may enter into credit derivatives, such as credit default swaps and credit default index investments, including loan credit default swaps and loan credit default index swaps. The use by a Fund of credit default swaps may have the effect of creating a short position in a security. These investments can create investment leverage and may create additional investment risks that may subject a Fund to greater volatility than investments in more traditional securities. Derivative contracts may expire worthless.

A Fund may invest in derivatives with a limited number of counterparties, and events affecting the creditworthiness of any of those counterparties may have a pronounced effect on the Fund. Derivatives risk is particularly acute in environments (like those of 2008) in which financial services firms are exposed to systemic risks of the type evidenced by the insolvency of Lehman Brothers and subsequent market disruptions. In addition, during those periods, a Fund may have a greater need for cash to provide collateral for large swings in its mark-to-market obligations under the derivatives in which it has invested.

A Fund's use of derivatives may not be effective or have the desired results. Moreover, suitable derivatives will not be available in all circumstances. For example, the economic costs of taking some derivative positions may be prohibitive, and if a counterparty or its affiliate is deemed to be an affiliate of a Fund, the Funds will not be permitted to trade with that counterparty. In addition, the Adviser may decide not to use derivatives to hedge or otherwise reduce a Fund's risk exposures, potentially resulting in losses for the Fund.

Swap contracts and other OTC derivatives are highly susceptible to liquidity risk (see "Illiquid and Restricted

Securities Risk") and counterparty risk (see "Counterparty Risk"), and are subject to documentation risks. Because many derivatives have a leverage component (*i.e.*, a notional value in excess of the assets needed to establish and/or maintain the derivative position), adverse changes in the value or level of the underlying asset, rate or index may result in a loss substantially greater than the amount invested in the derivative itself. See "Leverage Risk" below.

Derivatives also present other risks described in this section, including securities market risk, illiquid and restricted securities risk, currency risk, credit risk, and counterparty risk. Special tax considerations apply to the Funds' use of derivatives. See the "Taxation" section below.

As a general matter, when a Fund establishes certain derivative instrument positions, such as certain futures, options and forward contract positions, it will segregate liquid assets (such as cash, U.S. Treasury bonds or commercial paper) equivalent to the Fund's outstanding obligations under the contract or in connection with the position.

Under recently adopted rules and regulations, transactions in some types of swaps (including interest rate swaps and credit default swaps on North American and European indices) are required to be centrally cleared. In a transaction involving those swaps ("cleared derivatives"), a Fund's counterparty is a clearing house, rather than a bank or broker. Since the Funds are not members of clearing houses and only members of a clearing house ("clearing members") can participate directly in the clearing house, the Funds will hold cleared derivatives through accounts at clearing members. In cleared derivatives transactions, the Funds will make payments (including margin payments) to, and receive payments from, a clearing house through their accounts at clearing members. Clearing members guarantee performance of their clients' obligations to the clearing house.

In many ways, cleared derivative arrangements are less favorable to mutual funds than bilateral arrangements. For example, the Funds may be required to provide more margin for cleared derivatives transactions than for bilateral derivatives transactions. Also, in contrast to a bilateral derivatives transaction, following a period of notice to a Fund, a clearing member generally can require termination of an existing cleared derivatives transaction at any time or an increase in margin requirements above the margin that the clearing member required at the beginning of a transaction. Clearing houses also have broad rights to increase margin requirements for existing transactions or to terminate those transactions at any time. Any increase in margin requirements or termination of existing cleared derivatives transactions by the clearing member or the clearing house could interfere with the ability of a Fund to pursue its investment strategy. Further, any increase in margin

More on Strategies, Risks and Disclosure of Portfolio Holdings

requirements by a clearing member could expose a Fund to greater credit risk to its clearing member, because margin for cleared derivatives transactions in excess of a clearing house's margin requirements typically is held by the clearing member. Also, a Fund is subject to risk if it enters into a derivatives transaction that is required to be cleared (or that the Adviser expects to be cleared), and no clearing member is willing or able to clear the transaction on the Fund's behalf. In those cases, the transaction might have to be terminated, and the Fund could lose some or all of the benefit of the transaction, including loss of an increase in the value of the transaction and/or loss of hedging protection. In addition, the documentation governing the relationship between the Funds and clearing members is drafted by the clearing members and generally is less favorable to the Funds than typical bilateral derivatives documentation. For example, documentation relating to cleared derivatives generally includes a one-way indemnity by the Funds in favor of the clearing member for losses the clearing member incurs as the Funds' clearing member and typically does not provide the Funds any remedies if the clearing member defaults or becomes insolvent. While futures contracts entail similar risks, the risks likely are more pronounced for cleared swaps due to their more limited liquidity and market history.

Some types of cleared derivatives are required to be executed on an exchange or on a swap execution facility. A swap execution facility is a trading platform where multiple market participants can execute derivatives by accepting bids and offers made by multiple other participants in the platform. While this execution requirement is designed to increase transparency and liquidity in the cleared derivatives market, trading on a swap execution facility can create additional costs and risks for a Fund. For example, swap execution facilities typically charge fees, and if a Fund executes derivatives on a swap execution facility through a broker intermediary, the intermediary may impose fees as well. Also, a Fund may indemnify a swap execution facility, or a broker intermediary who executes cleared derivatives on a swap execution facility on the Fund's behalf, against any losses or costs that may be incurred as a result of the Fund's transactions on the swap execution facility.

These and other new rules and regulations could, among other things, further restrict a Fund's ability to engage in, or increase the cost to a Fund of, derivatives transactions, for example, by making some types of derivatives no longer available to the Fund, increasing margin or capital requirements, or otherwise limiting liquidity or increasing transaction costs. These regulations are new and evolving, so their potential impact on the Funds and the financial system are not yet known. While the new regulations and central clearing of some derivatives transactions are designed to reduce systemic risk (i.e., the risk that the interdependence

of large derivatives dealers could cause them to suffer liquidity, solvency or other challenges simultaneously), there is no assurance that the new clearing mechanisms will achieve that result, and in the meantime, as noted above, central clearing and related requirements expose the Funds to new kinds of risks and costs. In addition, the SEC recently proposed a rule under the 1940 Act regulating the use by registered investment companies of derivatives and many related instruments. That rule, if adopted as proposed, could, among other things, restrict a Fund's ability to engage in derivatives transactions or so increase the cost of derivatives transactions that a Fund would be unable to implement its investment strategy.

Distressed and Defaulted Securities Risk: A Fund may invest in the securities of financially distressed and bankrupt issuers, including debt obligations that are in covenant or payment default. Such investments generally trade significantly below par and are considered speculative. The repayment of defaulted obligations is subject to significant uncertainties. Defaulted obligations might be repaid only after lengthy workout or bankruptcy proceedings, during which the issuer might not make any interest or other payments. Typically such workout or bankruptcy proceedings result in only partial recovery of cash payments or an exchange of the defaulted obligation for other debt or equity securities of the issuer or its affiliates, which may in turn be illiquid or speculative.

Equity Securities Risk: The market prices of equity securities owned by a Fund may go up or down, sometimes rapidly or unpredictably. The value of a security may decline for a number of reasons that may directly relate to the issuer, such as management performance, fundamental changes to the business, financial leverage, non-compliance with regulatory requirements and reduced demand for the issuer's goods or services. The values of equity securities also may decline due to general market conditions that are not specifically related to a particular company, such as real or perceived adverse economic conditions, changes in the general outlook for corporate earnings, changes in interest or currency rates or adverse investor sentiment generally. Certain equity securities may decline in value even during periods when the prices of equity securities in general are rising, or may not perform as well as the market in general. In addition to these risks, preferred stock and convertible securities are also subject to the risk that issuers will not make payments on securities held by a Fund, which could result in losses to the Fund. The credit quality of preferred stock and convertible securities held by a Fund may be lowered if an issuer's financial condition changes, leading to greater volatility in the price of the security. In addition, a company's preferred stock generally pays dividends only after the company makes required payments to holders of its bonds and other debt. For this reason, the value of preferred stock will usually react

more strongly than bonds and other debt to actual or perceived changes in the company's financial condition or prospects. The market value of convertible securities also tends to fall when prevailing interest rates rise.

Exchange-Traded Funds ("ETF") Risk: The value of ETFs can be expected to increase and decrease in value in proportion to increases and decreases in the indices that they are designed to track. The volatility of different index tracking stocks can be expected to vary in proportion to the volatility of the particular index they track. ETFs are traded similarly to stocks of individual companies. Although an ETF is designed to provide investment performance corresponding to its index, it may not be able to exactly replicate the performance of its index because of its operating expenses and other factors.

Extension Risk: When interest rates rise, certain obligations will be paid off by the obligor more slowly than anticipated, causing the value of these obligations to fall. Rising interest rates tend to extend the duration of securities, making them more sensitive to changes in interest rates. The value of longer-term securities generally changes more in response to changes in interest rates than shorter-term securities. As a result, in a period of rising interest rates, securities may exhibit additional volatility and may lose value.

Financial Services Sector Risk: Investments in the financial services sector may be subject to credit risk, interest rate risk, and regulatory risk, among others. Companies in the financial services sector include regional and money center banks, securities brokerage firms, asset management companies, savings banks and thrift institutions, specialty finance companies (e.g., credit card, mortgage providers), insurance and insurance brokerage firms, consumer finance firms, financial conglomerates and foreign banking and financial companies. Banks and other financial institutions can be affected by such factors as downturns in the U.S. and foreign economies and general economic cycles, fiscal and monetary policy, adverse developments in the real estate market, the deterioration or failure of other financial institutions, and changes in banking or securities regulations.

Direct governmental intervention in the operations of financial companies and financial markets may materially and adversely affect the companies in which a Fund invests and the impact of governmental intervention and legislative changes on any individual financial company or on the financial services sector as a whole cannot be predicted. The valuation of financial companies has been and continues to be subject to unprecedented volatility and may be influenced by unpredictable factors, including interest rate risk and sovereign debt default.

Fixed Income Market Risk: Fixed income securities markets may, in response to governmental intervention, economic or

market developments (including potentially a reduction in the number of broker-dealers willing to engage in market-making activity), or other factors, experience periods of increased volatility and reduced liquidity. During those periods, a Fund may experience increased levels of shareholder redemptions, and may have to sell securities at times when it would otherwise not do so, and at unfavorable prices. Fixed income securities may be difficult to value during such periods. In recent periods, governmental financial regulators, including the U.S. Federal Reserve, have taken steps to maintain historically low interest rates by purchasing bonds. Steps by those regulators to curtail or "taper" such activities could result in the effects described above, and could have a material adverse effect on prices for fixed income securities and on the management of a Fund.

Focused Investment Risk: Funds whose investments are focused in particular countries, regions, sectors, companies, or industries with high positive correlations to one another (e.g., different industries within broad sectors, such as technology or financial services), or in securities from issuers with high positive correlations to one another, are subject to greater overall risk than funds whose investments are more diversified. A Fund that focuses its investments in a particular type of security or sector, or in securities of companies in a particular industry, is vulnerable to events affecting those securities, sectors, or companies. Securities, sectors, or companies that share common characteristics are often subject to similar business risks and regulatory burdens, and often react similarly to specific economic, market, political or other developments. Highland Long/Short Equity Fund may invest up to (but not including) 25% of its total assets in the securities of companies in one industry.

Focused Investment Risk – Senior Loans: A Fund's investments in Senior Loans arranged through private negotiations between a Borrower and several financial institutions may expose the Funds to risks associated with the financial services industry. Financial services companies are subject to extensive government regulation, which can limit both the amounts and types of loans and other financial commitments they can make and the interest rates and fees they can charge. Profitability is largely dependent on the availability and cost of capital funds and can fluctuate significantly when interest rates change. Because financial services companies are highly dependent on short-term interest rates, they can be adversely affected by downturns in the U.S. and foreign economies or changes in banking regulations. Credit losses resulting from financial difficulties of borrowers can negatively affect financial services companies. Insurance companies can be subject to severe price competition. The financial services industry is currently undergoing relatively rapid change as existing distinctions between financial service segments become less clear. For

More on Strategies, Risks and Disclosure of Portfolio Holdings

instance, recent business combinations have included insurance, finance, and securities brokerage under single ownership. Some primarily retail corporations have expanded into the securities and insurance industries. Moreover, the federal laws generally separating commercial and investment banking have been repealed. These changes may make it more difficult for the Adviser to analyze loans in this industry. Additionally, the recently increased volatility in the financial markets and implementation of the recent financial reform legislation may affect the financial services industry as a whole in ways that may be difficult to predict.

Hedging Risk: There are several risks in connection with the use by a Fund of futures contracts and related options as a hedging device. One risk arises because of the imperfect correlation between movements in the prices of the futures contracts and options and movements in the underlying securities or index or movements in the prices of a Fund's securities which are the subject of a hedge. The Adviser will, however, attempt to reduce this risk by purchasing and selling, to the extent possible, futures contracts and related options on securities and indices the movements of which will, in its judgment, correlate closely with movements in the prices of the underlying securities or index and a Fund's portfolio securities sought to be hedged. Successful use of futures contracts and options by a Fund for hedging purposes is also subject to the Adviser's ability to predict correctly movements in the direction of the market. It is possible that, where a Fund has purchased puts on futures contracts to hedge its portfolio against a decline in the market, the securities or index on which the puts are purchased may increase in value and the value of securities held in the portfolio may decline. If this occurred, the Fund would lose money on the puts and also experience a decline in the value of its portfolio securities. In addition, the prices of futures, for a number of reasons, may not correlate perfectly with movements in the underlying securities or index due to certain market distortions. First, all participants in the futures market are subject to margin deposit requirements. Such requirements may cause investors to close futures contracts through offsetting transactions which could distort the normal relationship between the underlying security or index and futures markets. Second, the margin requirements in the futures markets are less onerous than margin requirements in the securities markets in general, and as a result the futures markets may attract more speculators than the securities markets do. Increased participation by speculators in the futures markets may also cause temporary price distortions. Due to the possibility of price distortion, even a correct forecast of general market trends by the Adviser still may not result in a successful hedging transaction over a very short time period. In addition, to maintain margin requirements, a Fund may have to sell portfolio securities at disadvantageous prices or times because it may not be

possible to liquidate a position at a reasonable price. The earmarking of such assets also will have the effect of limiting a Fund's ability otherwise to invest those assets. Special tax considerations apply to a Fund's hedging transactions. See the "Taxation" section below.

High Yield Debt Securities Risk: Below investment grade securities (also known as "high-yield securities" or "junk securities") may be fixed or variable rate obligations and are rated below investment grade (Ba/BB or lower) by a nationally recognized statistical rating organization or are unrated but deemed by the Adviser to be of comparable quality. Such securities should be considered speculative with respect to capacity to pay interest and repay principal in accordance with the terms of the obligation. High-yield debt securities are frequently issued by corporations in the growth stage of their development, but also may be issued by established companies. High-yield securities held by a Fund may include securities received as a result of a corporate reorganization or issued as part of a corporate takeover.

Below investment grade securities have greater credit and liquidity risk than more highly rated obligations and are generally unsecured and may be subordinate to other obligations of the obligor. The lower rating of high-yield securities reflects a greater possibility that adverse changes in the financial condition of the issuer or in general economic conditions (including, for example, a substantial period of rising interest rates or declining earnings) or both may impair the ability of the issuer to make payment of principal and interest. Many issuers of high-yield securities are highly leveraged and their relatively high debt to equity ratios create increased risks that their operations might not generate sufficient cash flow to service their obligations. Overall declines in the below investment grade bond market and other markets may adversely affect such issuers by inhibiting their ability to refinance their obligations at maturity. Investments in obligations of issuers that are generally trading at significantly higher yields than had been historically typical of the applicable issuer's obligations may include debt obligations that have a heightened probability of being in covenant or payment default in the future. Such investments generally are considered speculative. The repayment of defaulted obligations is subject to significant uncertainties. Defaulted obligations might be repaid only after lengthy workout or bankruptcy proceedings, during which the issuer might not make any interest or other payments. Typically such workout or bankruptcy proceedings result in only partial recovery of cash payments or an exchange of the defaulted security for other debt or equity securities of the issuer or its affiliates, which may in turn be illiquid or speculative. High-yield securities will be subject to certain additional risks to the extent that such obligations

may be unsecured and subordinated to substantial amounts of senior indebtedness, all or a significant portion of which may be secured.

Moreover, such obligations may not be protected by financial covenants or limitations upon additional indebtedness and are unlikely to be secured by collateral. See “Taxation” below and “Income Tax Considerations” in the SAI for a discussion of special tax consequences associated with certain below investment grade securities.

Illiquid and Restricted Securities Risk: Illiquid investments may be difficult to resell or dispose of in seven calendar days or less without the sale or disposition significantly changing the market value of the investment. When investments cannot be sold readily at the desired time or price, a Fund may have to accept a much lower price, may not be able to sell the investment at all or may be forced to forego other investment opportunities, all of which may adversely impact a Fund’s returns. Illiquid investments also may be subject to valuation risk. Restricted securities (including Rule 144A securities) may be subject to legal restraints on resale and, therefore, are typically less liquid than other securities. The prices received from selling restricted securities in privately negotiated transactions may be less than those originally paid by a Fund. Investors in restricted securities may not benefit from the same investor protections as publicly traded securities.

Industry Concentration Risk: The performance of a Fund that may invest a significant portion of its assets in a particular sector or industry may be closely tied to the performance of companies in a limited number of sectors or industries. Companies in a single sector often share common characteristics, are faced with the same obstacles, issues and regulatory burdens and their securities may react similarly to adverse market conditions. To the extent that a Fund concentrates its investment in particular issuers, countries, geographic regions, industries or sectors, the Fund may be subject to greater risks of adverse developments in such areas of focus than a fund that invests in a wider variety of issuers, countries, geographic regions, industries, sectors or investments. The price movements of investments in a particular sector or industry may be more volatile than the price movements of more broadly diversified investments. Highland Long/Short Healthcare Fund invests at least 80% of its total assets in healthcare companies.

Because of Highland Long/Short Healthcare Fund’s policy of investing primarily in securities issued by healthcare companies, the Fund is susceptible to economic, political or regulatory risks or other occurrences associated with the healthcare industry. The Highland Long/Short Healthcare Fund faces the risk that economic prospects of healthcare companies may fluctuate dramatically because of changes in

the regulatory and competitive environments. See “Regulatory Risk” below. A significant portion of healthcare services are funded or subsidized by the government, which means that changes in government policies or legislative or regulatory activities, at the state or federal level, (such as approval policies for drugs, medical devices or procedures, and changes in governmental and private payment systems and product liabilities) may affect the demand for healthcare products and services. In addition, healthcare companies may be affected by product obsolescence, thin capitalization, limited product lines, markets and financial resources, or personnel challenges affecting the healthcare sector. Other risks include the possibility that regulatory approvals (which often entail lengthy application and testing procedures) will not be granted for new drugs and medical products, the chance of lawsuits against healthcare companies related to product liability issues, and the rapid speed at which many healthcare products and services become obsolete.

Information Technology Sector Risk: Information technology companies face intense competition, both domestically and internationally, which may have an adverse effect on profit margins. Like other technology companies, information technology companies may have limited product lines, markets, financial resources or personnel. The products of information technology companies may face product obsolescence due to rapid technological developments and frequent new product introduction, unpredictable changes in growth rates and competition for the services of qualified personnel. Technology companies and companies that rely heavily on technology, especially those of smaller, less-seasoned companies, tend to be more volatile than the overall market. Companies in the information technology sector are heavily dependent on patent and intellectual property rights. The loss or impairment of these rights may adversely affect the profitability of these companies. Finally, while all companies may be susceptible to network security breaches, certain companies in the information technology sector may be particular targets of hacking and potential theft of proprietary or consumer information or disruptions in service, which could have a material adverse effect on their businesses.

Interest Rate Risk: When interest rates decline, the value of fixed rate securities already held by a Fund can be expected to rise. Conversely, when interest rates rise, the value of existing fixed-rate portfolio securities can be expected to decline. To the extent a Fund invests in fixed-rate debt securities with longer maturities, the Fund is subject to greater interest rate risk than funds investing solely in shorter-term fixed-rate debt securities. In addition, the interest rates of floating rate loans typically only adjust to changes in short-term interest rates; long-term interest rates can vary dramatically from short-term interest rates. In a

More on Strategies, Risks and Disclosure of Portfolio Holdings

period of rising interest rates, the higher cost of any leverage employed by a Fund and/or increasing defaults by issuers of high-yield securities would likely exacerbate any decline in the Fund's NAV. If an issuer of a debt security containing a redemption or call provision exercises either provision in a declining interest rate market, the Fund would likely replace the security with a security having a lower interest rate, which could result in a decreased return for shareholders. To the extent that changes in market rates of interest are reflected not in a change to a base rate (such as LIBOR) but in a change in the spread over the base rate the Fund's NAV could be adversely affected. This is because the value of a Senior Loan is partially a function of whether the Senior Loan is paying what the market perceives to be a market rate of interest, given its individual credit and other characteristics. However, unlike changes in market rates of interest for which there is generally only a temporary lag before the portfolio reflects those changes, changes in a Senior Loan's value based on changes in the market spread on Senior Loans in the Fund's portfolio may be of longer duration.

Duration is a measure used to determine the sensitivity of a security's price to changes in interest rates that incorporates a security's yield, coupon, final maturity and call features, among other characteristics. Duration is useful primarily as a measure of the sensitivity of a fixed income security's market price to interest rate (i.e. yield) movements. All other things remaining equal, for each one percentage point increase in interest rates, the value of a portfolio of fixed income investments would generally be expected to decline by one percent for every year of the portfolio's average duration above zero. For example, the value of a portfolio of fixed income securities with an average duration of three years would generally be expected to decline by approximately 3% if interest rates rose by one percentage point.

Leverage Risk: When deemed appropriate by the Adviser and subject to applicable regulations, each Fund may use leverage in its investment program, including the use of borrowed funds and investments in certain types of options, such as puts, calls and warrants, which may be purchased for a fraction of the price of the underlying securities while giving the purchaser full exposure to movement in the price of those underlying securities. While such strategies and techniques increase the opportunity to achieve higher returns on the amounts invested, they also increase the risk of loss. To the extent a Fund purchases securities with borrowed funds, its net assets will tend to increase or decrease at a greater rate than if borrowed funds are not used. The level of interest rates generally, and the rates at which such funds may be borrowed in particular, could affect the operating results of a Fund. If the interest expense on borrowings were to exceed the net return on the portfolio

securities purchased with borrowed funds, a Fund's use of leverage would result in a lower rate of return than if the Fund were not leveraged.

If the amount of borrowings that a Fund may have outstanding at any one time is large in relation to its capital, fluctuations in the market value of a Fund's portfolio will have disproportionately large effects in relation to the Fund's capital and the possibilities for profit and the risk of loss will therefore be increased. Any investment gains made with the additional monies borrowed will generally cause the NAV of a Fund to rise more rapidly than would otherwise be the case. Conversely, if the investment performance of the investments acquired with borrowed money fails to cover their cost to the Fund, the NAV of a Fund will generally decline faster than would otherwise be the case. If a Fund employs leverage, the Adviser will benefit because a Fund's Average Daily Managed Assets, as defined below, will increase with leverage and the Adviser is compensated based on a percentage of Average Daily Managed Assets.

Under the terms of any credit facility, a Fund may be required to, among other things, pledge some or all of its assets, limit its ability to pay distributions in certain circumstances, incur additional debts and engage in certain transactions. Such agreements could limit a Fund's ability to pursue its investment strategies. The terms of any credit facility may be more restrictive than those described.

Limited Information Risk: The types of Senior Loans in which a Fund will invest may not have been rated by a NRSRO, have not been registered with the SEC or any state securities commission, and have not been listed on any national securities exchange. Although the Funds will generally have access to financial and other information made available to the Lenders in connection with Senior Loans, the amount of public information available with respect to Senior Loans will generally be less extensive than that available for rated, registered or exchange listed securities. As a result, the performance of the Funds and their ability to meet their respective investment objective is more dependent on the analytical ability of the Adviser than would be the case for an investment company that invests primarily in rated, registered or exchange-listed securities.

Liquidity Risk: Liquidity risk is the risk that low trading volume, lack of a market maker, large position size, or legal restrictions (including daily price fluctuation limits or "circuit breakers") limits or prevents a Fund from selling particular securities or unwinding derivative positions at desirable prices. A Fund is also exposed to liquidity risk when it has an obligation to purchase particular securities (e.g., as a result of entering into reverse repurchase agreements, writing a put, or closing a short position). When there is no willing buyer or investments cannot be readily sold or closed out, a Fund may

have to sell at a lower price than the price at which a Fund is carrying the investments or may not be able to sell the investments at all, each of which would have a negative effect on a Fund's performance. Although most of a Fund's investments must be liquid at the time of investment, investments may become illiquid after purchase by the Fund, particularly during periods of market turmoil. Because loan transactions often take longer to settle than transactions in other securities, the Fund may not receive the proceeds from the sale of a loan for a significant period of time. As a result, the Fund may maintain higher levels of cash and short-term investments than mutual funds that invest in securities with shorter settlement cycles, may enter into a line of credit to permit the Fund to finance redemptions pending settlement of the sale of portfolio securities, or may be required to sell portfolio securities when it would not otherwise choose to do so, each of which may adversely affect the Fund's performance. No assurance can be given that these measures will provide the Fund with sufficient liquidity to pay redemption proceeds in a timely manner in the event of abnormally large redemptions.

Management Risk: Each Fund is subject to management risk because it relies on the Adviser's ability to achieve its investment objective. Each Fund runs the risk that the Adviser's investment techniques will fail to produce desired results and cause the Fund to incur significant losses. The Adviser also may fail to use derivatives effectively, choosing to hedge or not to hedge positions at disadvantageous times. In addition, if one or more key individuals leave, the Adviser may not be able to hire qualified replacements or may require an extended time to do so. This situation could prevent a Fund from achieving its investment objectives. The Funds' portfolio managers use quantitative analyses and/or models. Any imperfections or limitations in such analyses and models could affect the ability of the portfolio managers to implement strategies. By necessity, these analyses and models make simplifying assumptions that limit their efficacy.

Models that appear to explain prior market data can fail to predict future market events. Further, the data used in models may be inaccurate and/or it may not include the most recent information about a company or a security.

Merger Arbitrage and Event-Driven Risk: Merger arbitrage and event-driven investing involves the risk that the Adviser's evaluation of the outcome of a proposed event, whether it be a merger, reorganization, regulatory issue or other event, will prove incorrect and that the Fund's return on the investment will be negative. Even if the Adviser's judgment regarding the likelihood of a specific outcome proves correct, the expected event may be delayed or completed on terms other than those originally proposed, which may cause the Fund to lose money. The Fund's expected gain on an individual arbitrage investment is normally considerably smaller than the possible

loss should the transaction be unexpectedly terminated. The Fund's principal investment strategies are not specifically designed to benefit from general appreciation in the equity markets or general improvement in the economic conditions in the global economy. Accordingly, the Fund may underperform the broad equity markets under certain market conditions, such as during periods when there has been rapid appreciation in the equity markets.

Mortgage-Backed Securities Risk: Mortgage-backed securities that are collateralized by a portfolio of mortgages or mortgage-related securities depend on the payments of principal and interest made by or through the underlying assets, which may not be sufficient to meet the payment obligations of the mortgage-backed securities. Prepayments of principal, which occur more frequently in falling interest rate conditions, may shorten the term and reduce the value of these securities. The quality and value of the underlying collateral may decline, or default, which has become a significant risk for collateral related to sub-prime mortgage loans, especially in a declining residential real estate market. Further, these securities generally are privately sold and may not be readily marketable, particularly after a rapid decrease in value. Investments in mortgage-backed securities may also be subject to valuation risk.

Non-Diversification Risk: Due to the nature of each Fund's investment strategy and its non-diversified status (for purposes of the 1940 Act), each Fund may invest a greater percentage of its assets in the securities of fewer issuers than a "diversified" fund, and accordingly may be more vulnerable to changes in the value of those issuers' securities. A Fund that invests in the securities of a limited number of issuers is particularly exposed to adverse developments affecting those issuers, and a decline in the market value of a particular security held by the Fund is likely to affect the Fund's performance more than if the Fund invested in the securities of a larger number of issuers.

Non-Payment Risk: Debt instruments are subject to the risk of non-payment of scheduled interest and/or principal. Non-payment would result in a reduction of income to a Fund, a reduction in the value of the security experiencing non-payment and a potential decrease in the NAV of a Fund. There can be no assurance that the liquidation of any collateral would satisfy the borrower's obligation in the event of non-payment of scheduled interest or principal payments, or that such collateral could be readily liquidated. Moreover, as a practical matter, most borrowers cannot satisfy their debts by selling their assets. Borrowers pay their debts from the cash flow they generate. This is particularly the case for borrowers that are highly leveraged. If the borrower's cash flow is insufficient to pay its debts as they come due, the borrower is far more likely to seek to restructure its debts

More on Strategies, Risks and Disclosure of Portfolio Holdings

than it is to sell off assets to pay its debts. Borrowers may try to restructure their debts either by seeking protection from creditors under Chapter 11 of the U.S. Bankruptcy Code (the “Bankruptcy Code”) or negotiating a work out. In the event of bankruptcy of a borrower, a Fund could experience delays or limitations with respect to its ability to realize the benefits of the collateral securing a debt security. The agent generally is responsible for determining that the lenders have obtained a perfected security interest in the collateral securing the debt security. If a borrower files for protection from creditors under Chapter 11 of the Bankruptcy Code, the Bankruptcy Code will impose an automatic stay that prohibits the agent from liquidating collateral. The agent may ask the bankruptcy court to lift the stay. As a practical matter, the court is unlikely to lift the stay if it concludes that the borrower has a chance to emerge from the reorganization proceedings and the collateral is likely to hold most of its value. If the lenders have a perfected security interest, the debt security will be treated as a separate class in the reorganization proceedings and will retain a priority interest in the collateral. Chapter 11 reorganization plans typically are the product of negotiation among the borrower and the various creditor classes. Successful negotiations may require the lenders to extend the time for repayment, change the interest rate or accept some consideration in the form of junior debt or equity securities. A work out outside of bankruptcy may produce similar concessions by senior lenders.

Non-U.S. Securities and Emerging and Developing Markets

Risk: Investing in non-U.S. securities involves additional and more varied risks than investing in U.S. investments, including, but not limited to: fluctuations in foreign exchange rates (for non-U.S. securities not denominated in U.S. dollars); future foreign economic, financial, political and social developments; different legal systems; the possible imposition of exchange controls or other foreign governmental laws or restrictions; lower trading volume; much greater price volatility and illiquidity of certain non-U.S. securities markets; different trading and settlement practices; less governmental supervision; changes in currency exchange rates; high and volatile rates of inflation; fluctuating interest rates; less publicly available information; and different accounting, auditing and financial recordkeeping standards and requirements.

Uncertainties surrounding the sovereign debt of a number of European Union (EU) countries and the viability of the EU have disrupted and may in the future disrupt markets in the United States and around the world. If one or more countries leave the EU or the EU dissolves, the world’s securities markets likely will be significantly disrupted. In June 2016, the United Kingdom approved a referendum to leave the EU, commonly referred to as “Brexit.” There is significant market uncertainty regarding Brexit’s ramifications, and the range

and potential implications of possible political, regulatory, economic, and market outcomes are difficult to predict. Political and military events, including in North Korea, Venezuela, Syria, and other areas of the Middle East, and nationalist unrest in Europe, also may cause market disruptions.

Because non-U.S. issuers are not generally subject to uniform accounting, auditing and financial reporting standards and practices comparable to those applicable to U.S. issuers, there may be less publicly available information about certain non-U.S. issuers than about U.S. issuers. Evidence of securities ownership may be uncertain in many foreign countries. Securities of non-U.S. issuers are generally less liquid than securities of comparable U.S. issuers. In certain countries, there is less government supervision and regulation of stock exchanges, brokers and listed companies than in the U.S. In addition, with respect to certain foreign countries, especially emerging market countries, there is the possibility of expropriation or confiscatory taxation, political or social instability, war, terrorism, nationalization, limitations on the removal of funds or other assets or diplomatic developments which could affect U.S. investments in those countries. Commissions (and other transaction costs) for non-U.S. securities are generally higher than those on U.S. securities. In addition, it is expected that the expenses for custodian arrangements of a Fund’s non-U.S. securities will be somewhat greater than the expenses for a fund that invests primarily in domestic securities. Certain investments in non-U.S. securities may also be subject to foreign withholding and other taxes on interest, dividends, capital gains or other income or proceeds. Those taxes will reduce a Fund’s yield on any such securities.

The value of the non-U.S. securities held by a Fund that are not U.S. dollar-denominated may be significantly affected by changes in currency exchange rates. The U.S. dollar value of a foreign denominated non-U.S. security generally decreases when the value of the U.S. dollar rises against the foreign currency in which the security is denominated and tends to increase when the value of the U.S. dollar falls against such currency. Currencies of certain countries may be volatile and therefore may affect the value of securities denominated in such currencies, which means that the Fund’s NAV or current income could decline as a result of changes in the exchange rates between foreign currencies and the U.S. dollar. In addition, the value of a Fund’s assets may be affected by losses and other expenses incurred in converting between various currencies in order to purchase and sell foreign denominated non-U.S. securities, and by currency restrictions, exchange control regulation, currency devaluations and political and economic developments. The foregoing risks often are heightened for investments in smaller, emerging capital markets. In addition, individual

foreign economies may differ favorably or unfavorably from the U.S. economy in such respects as growth of gross domestic product, rates of inflation, capital reinvestment, resources, self-sufficiency and balance of payments position.

As a result of these potential risks, the Adviser may determine that, notwithstanding otherwise favorable investment criteria, it may not be practicable or appropriate to invest in a particular country. A Fund may invest in countries in which foreign investors, including the Adviser have had no or limited prior experience.

Investing in securities of issuers tied economically to emerging markets entails all of the risks of investing in securities of non-U.S. issuers detailed above to a heightened degree. These heightened risks include: (i) greater risks of expropriation, confiscatory taxation, nationalization, and less social, political and economic stability; (ii) the smaller size of the markets for such securities and a lower volume of trading, resulting in lack of liquidity and in price volatility; (iii) greater fluctuations in currency exchange rates; and (iv) certain national policies that may restrict a Fund's investment opportunities, including restrictions on investing in issuers or industries deemed sensitive to relevant national interests.

Ongoing Monitoring Risk: On behalf of the several Lenders, the Agent generally will be required to administer and manage the Senior Loans and, with respect to collateralized Senior Loans, to service or monitor the collateral. In this connection, the valuation of assets pledged as collateral will reflect market value and the Agent may rely on independent appraisals as to the value of specific collateral. The Agent, however, may not obtain an independent appraisal as to the value of assets pledged as collateral in all cases. The Highland Opportunistic Credit Fund normally will rely primarily on the Agent (where the Funds are a Primary Lender or own an Assignment) or the selling Lender (where the Funds own a Participation) to collect principal of and interest on a Senior Loan. Furthermore, the Funds usually will rely on the Agent (where the Funds are a Primary Lender or owns an Assignment) or the selling Lender (where the Funds own a Participation) to monitor compliance by the Borrower with the restrictive covenants in the Loan Agreement and notify the Funds of any adverse change in the Borrower's financial condition or any declaration of insolvency. Collateralized Senior Loans will frequently be secured by all assets of the Borrower that qualify as collateral, which may include common stock of the Borrower or its subsidiaries. Additionally, the terms of the Loan Agreement may require the Borrower to pledge additional collateral to secure the Senior Loan, and enable the Agent, upon proper authorization of the Lenders, to take possession of and liquidate the collateral and to distribute the liquidation proceeds pro rata among the Lenders. If the terms of a Senior Loan do not require the Borrower to pledge additional

collateral in the event of a decline in the value of the original collateral, the Funds will be exposed to the risk that the value of the collateral will not at all times equal or exceed the amount of the Borrower's obligations under the Senior Loan. Lenders that have sold Participation interests in such Senior Loan will distribute liquidation proceeds received by the Lenders pro rata among the holders of such Participations. Unless, under the terms of the loan, the Funds have direct recourse against the Borrower, the Funds may have to rely on the Agent or other financial intermediary to apply appropriate credit remedies against a Borrower. The Adviser will also monitor these aspects of the Funds' investments and, where the Funds are a Primary Lender or own an Assignment, will be directly involved with the Agent and the other Lenders regarding the exercise of credit remedies.

Operational and Technology Risk: The Funds, their service providers, and other market participants increasingly depend on complex information technology and communications systems to conduct business functions. These systems are subject to a number of different threats or risks that could adversely affect a Fund and its shareholders, despite the efforts of the Fund and its service providers to adopt technologies, processes, and practices intended to mitigate these risks.

For example, unauthorized third parties may attempt to improperly access, modify, disrupt the operations of, or prevent access to these systems of a Fund, the Fund's service providers, counterparties, or other market participants or data within them (a "cyber-attack"). Power or communications outages, acts of god, information technology equipment malfunctions, operational errors, and inaccuracies within software or data processing systems may also disrupt business operations or impact critical data. Market events also may trigger a volume of transactions that overloads current information technology and communication systems and processes, impacting the ability to conduct the Funds' operations.

Cyber-attacks, disruptions, or failures that affect the Funds' service providers or counterparties may adversely affect the Funds and their shareholders, including by causing losses for the Funds or impairing Fund operations. For example, the Funds' or their service providers' assets or sensitive or confidential information may be misappropriated, data may be corrupted, and operations may be disrupted (e.g., cyber-attacks or operational failures may cause the release of private shareholder information or confidential Fund information, interfere with the processing of shareholder transactions, impact the ability to calculate a Fund's NAV, and impede trading). In addition, cyber-attacks, disruptions, or failures may cause reputational damage and subject the Funds or their service providers to regulatory fines, litigation

More on Strategies, Risks and Disclosure of Portfolio Holdings

costs, penalties or financial losses, reimbursement or other compensation costs, and/or additional compliance costs.

While the Funds and their service providers may establish business continuity and other plans and processes to address the possibility of cyber-attacks, disruptions, or failures, there are inherent limitations in such plans and systems, including that they do not apply to third parties, such as other market participants, as well as the possibility that certain risks have not been identified or that unknown threats may emerge in the future.

Similar types of operational and technology risks are also present for issuers of the Funds' investments, which could have material adverse consequences for such issuers, and may cause the Funds' investments to lose value. In addition, cyber-attacks involving a Fund counterparty could affect such counterparty's ability to meet its obligations to the Fund, which may result in losses to the Fund and its shareholders. Furthermore, as a result of cyber-attacks, disruptions, or failures, an exchange or market may close or issue trading halts on specific securities or the entire market, which may result in the Funds being, among other things, unable to buy or sell certain securities or financial instruments or unable to accurately price its investments. The Funds cannot directly control any cybersecurity plans and systems put in place by its service providers, Fund counterparties, issuers in which the Funds invest, or securities markets and exchanges.

Options Risk: The use of options is a highly specialized activity which involves investment techniques and risks different from those associated with ordinary portfolio securities transactions. For example, there are significant differences between the securities and options markets that could result in an imperfect correlation between these markets, causing a given transaction not to achieve its objectives. A transaction in options or securities may be unsuccessful to some degree because of market behavior or unexpected events.

When a Fund writes a covered call option, the Fund forgoes, during the option's life, the opportunity to profit from increases in the market value of the security covering the call option above the sum of the premium and the strike price of the call, but retains the risk of loss should the price of the underlying security decline. The writer of an option has no control over the time when it may be required to fulfill its obligation and once an option writer has received an exercise notice, it must deliver the underlying security at the exercise price.

When a Fund writes a covered put option, the Fund bears the risk of loss if the value of the underlying stock declines below the exercise price minus the put premium. If the option is exercised, the Fund could incur a loss if it is required to purchase the stock underlying the put option at a price

greater than the market price of the stock at the time of exercise plus the put premium the Fund received when it wrote the option. Special tax rules apply to a Fund's, or an underlying fund's, transactions in options, which could increase the amount of taxes payable by shareholders. While a Fund's potential gain in writing a covered put option is limited to distributions earned on the liquid assets securing the put option plus the premium received from the purchaser of the put option, the Fund risks a loss equal to the entire exercise price of the option minus the put premium. An option that was fully covered at the time it was entered may be unwound and no longer covered in reaction to market price movements if the Adviser believes such action is in the best interests of the Fund and sufficient liquid assets have otherwise been segregated in an amount equal to the outstanding obligations under the contract or in connection with the position.

Payment-in-Kind (PIK) Securities Risk: The value of PIKs held by a Fund may be more sensitive to fluctuations in interest rates than other securities. PIKs pay all or a portion of their interest or dividends in the form of additional securities. Federal tax law requires that the interest on PIK bonds be accrued as income to the Fund regardless of the fact that the Fund will not receive cash until such securities mature. Since the income must be distributed to shareholders, the Fund may be forced to liquidate other securities in order to make the required distribution.

Portfolio Turnover Risk: A high rate of portfolio turnover (*i.e.*, 100% or more) will result in increased transaction costs for a Fund in the form of increased dealer spreads and brokerage commissions. Greater transaction costs may reduce Fund performance. High portfolio turnover also may result in increased realization of net short-term capital gains (which are taxable to shareholders as ordinary income when distributed to them), higher taxable distributions and lower a Fund's after-tax performance. A Fund's annual portfolio turnover rate may vary greatly from year to year.

Prepayment Risk: Borrowers may pay back principal before the scheduled due date. Such prepayments may require a Fund to replace a debt security with a lower-yielding security. During periods of falling interest rates, issuers of debt securities may repay higher rate securities before their maturity dates. This may cause a Fund to lose potential price appreciation and to be forced to reinvest the unanticipated proceeds at lower interest rates. This may adversely affect the NAV of a Fund's shares.

Regulatory Risk: Legal, tax and regulatory changes could occur and may adversely affect the Funds and their ability to pursue its investment strategies and/or increase the costs of implementing such strategies. New (or revised) laws or regulations may be imposed by the CFTC, the SEC, the IRS,

the U.S. Federal Reserve or other banking regulators, other governmental regulatory authorities or self-regulatory organizations that supervise the financial markets that could adversely affect the Funds. In particular, these agencies are empowered to promulgate a variety of new rules pursuant to financial reform legislation in the United States. The Funds also may be adversely affected by changes in the enforcement or interpretation of existing statutes and rules by these governmental regulatory authorities or self-regulatory organizations.

To the extent that legislation or state or federal regulators impose additional requirements or restrictions with respect to the ability of financial institutions to make loans in connection with highly leveraged transactions, the availability of Senior Loan interests for investment by a Fund may be adversely affected. To the extent that legislation or state or federal regulators impose additional requirements or restrictions with respect to the ability of a Fund to invest in the assets of distressed companies, the availability of distressed company interests for investment by a Fund may be adversely affected. In addition, such requirements or restrictions may reduce or eliminate sources of financing for affected Borrowers. Further, to the extent that legislation or federal or state regulators require such institutions to dispose of Senior Loan interests relating to highly leveraged transactions or subject such Senior Loan interests to increased regulatory scrutiny, such financial institutions may determine to sell Senior Loan interests in a manner that results in a price that, in the opinion of the Adviser, is not indicative of fair value. Were the Fund to attempt to sell a Senior Loan interest at a time when a financial institution was engaging in such a sale with respect to the Senior Loan interest, the price at which the Fund could consummate such a sale might be adversely affected. See "Industry Concentration Risk" above.

Risk of Substantial Redemptions: If substantial numbers of shares in a Fund were to be redeemed at the same time or at approximately the same time, a Fund might be required to liquidate a significant portion of its investment portfolio quickly to meet the redemptions. A Fund might be forced to sell portfolio securities at prices or at times when it would otherwise not have sold them, resulting in a reduction in a Fund's NAV per share; in addition, a substantial reduction in the size of a Fund may make it difficult for the Adviser to execute its investment program successfully for a Fund for a period following the redemptions. If substantial, unexpected redemptions occur, a Fund could experience higher expenses than those shown in the Annual Fund Operating Expenses Tables.

Securities Lending Risk: A Fund will continue to receive interest on any securities loaned while simultaneously earning interest on the investment of the cash collateral in

short-term money market instruments. However, a Fund will normally pay lending fees to broker-dealers and related expenses from the interest earned on such invested collateral. Any decline in the value of a portfolio security that occurs while the security is out on loan is borne by a Fund, and will adversely affect performance. There may be risks of delay in receiving additional collateral or risks of delay in recovery of the securities, loss of rights in the collateral should the borrower of the securities fail financially and possible investment losses in the investment of collateral. Any loan may be terminated by either party upon reasonable notice to the other party.

Securities Market Risk: The value of securities owned by a Fund may go up or down, sometimes rapidly or unpredictably, due to factors affecting particular companies or the securities markets generally. The profitability of a Fund substantially depends upon the Adviser's ability to correctly assess the future price movements of stocks, bonds, loans, options on stocks, and other securities and the movements of interest rates. The Adviser cannot guarantee that it will be successful in accurately predicting price movements.

The market prices of equities may decline for reasons that directly relate to the issuing company (such as poor management performance or reduced demand for its goods or services), factors that affect a particular industry (such as a decline in demand, labor or raw material shortages, or increased production costs) or general market conditions not specifically related to a company or industry (such as real or perceived adverse economic conditions, changes in the general outlook for corporate earnings, changes in interest or currency rates, or adverse investor sentiment generally). See also "Debt Securities Risk" and "Fixed Income Market Risk" above.

As a result of the nature of a Fund's investment activities, it is possible that the Fund's financial performance may fluctuate substantially from period to period. Additionally, at any point in time an investment in a Fund may be worth less than the original investment, even after taking into account the reinvestment of dividends and distributions.

Senior Loans Risk: Senior Loans may not be rated by a rating agency, registered with the Securities and Exchange Commission or any state securities commission or listed on any national securities exchange. Therefore, there may be less publicly available information about them than for registered or exchange-listed securities. The risks associated with Senior Loans are similar to the risks of below investment grade securities. Moreover, any specific collateral used to secure a loan may decline in value or lose all its value or become illiquid, which would adversely affect the loan's value. Economic and other events, whether real or perceived, can reduce the demand for certain Senior Loans or Senior

More on Strategies, Risks and Disclosure of Portfolio Holdings

Loans generally, which may reduce market prices and cause the Fund's NAV per share to fall. The frequency and magnitude of such changes cannot be predicted.

The secondary market in which these investments are traded is generally less liquid than the market for higher-grade debt. Less liquidity in the secondary trading market could adversely affect the price at which a Fund could sell a high yield Senior Loan, and could adversely affect the NAV of the Fund's shares. At times of less liquidity, it may be more difficult to value high yield Senior Loans because this valuation may require more research, and elements of judgment may play a greater role in the valuation since there is less reliable, objective data available. Investments in Senior Loans and other securities may result in greater NAV fluctuation than if a Fund did not make such investments. See "Taxation" below for a discussion of special tax consequences associated with any investment by a Fund in below investment grade securities.

As with any debt security, Senior Loans are generally subject to the risk of price declines due to increases in interest rates, particularly long-term rates. Senior loans are also subject to the risk that, as interest rates rise, the cost of borrowing increases, which may increase the risk of default. In addition, the interest rates of floating rate loans typically only adjust to changes in short-term interest rates; long-term interest rates can vary dramatically from short-term interest rates. Therefore, Senior Loans may not mitigate price declines in a rising long-term interest rate environment. Declines in interest rates may increase prepayments of debt obligations and require the Fund to invest assets at lower yields. No active trading market may exist for certain Senior Loans, which may impair the ability of a Fund to realize full value in the event of the need to liquidate such assets. Adverse market conditions may impair the liquidity of some actively traded Senior Loans.

Although Senior Loans in which a Fund will invest will often be secured by collateral, there can be no assurance that liquidation of such collateral would satisfy the borrower's obligation in the event of a default or that such collateral could be readily liquidated. In the event of bankruptcy of a borrower, a Fund could experience delays or limitations in its ability to realize the benefits of any collateral securing a Senior Loan. A Fund may also invest in Senior Loans that are not secured.

In addition to the risks typically associated with debt securities and loans generally, Senior Loans are also subject to the risk that a court could subordinate a Senior Loan, which typically holds a senior position in the capital structure of a borrower, to presently existing or future indebtedness or take other action detrimental to the holders of Senior Loans.

Shareholder Concentration Risk: Shareholder concentration risk is the risk that large redemptions by a small number of large shareholders can harm remaining shareholders. Concentration risk may also be present if a fund is sold primarily to similarly situated shareholders who tend to behave similarly. Assessing this risk requires the ability to track underlying balances that make up each omnibus account and to identify funds with risky shareholder concentration levels on a real-time basis. The Adviser is aware of a concentrated shareholder base in the Long/Short Equity Fund, the Merger Arbitrage Fund and the Opportunistic Credit Fund.

Short Sales Risk: Short sales by a Fund that are not made "against-the-box" (that is when the Funds have an offsetting long position in the asset that is selling short) involve unlimited loss potential since the market price of securities sold short may continuously increase. When the Funds engage in a short sale on a security, they must borrow the security sold short and deliver it to the counterparty. The Funds will ordinarily have to pay a fee or premium to borrow particular securities and be obligated to repay the lender of the security any dividends or interest that accrue on the security during the period of the loan. The amount of any gain from a short sale will be decreased, and the amount of any loss increased, by the amount of the premium, dividends, interest or expenses the Funds pay in connection with the short sale. Short selling allows the Funds to profit from declines in market prices to the extent such decline exceeds the transaction costs and the costs of borrowing the securities. However, since the borrowed securities must be replaced by purchases at market prices in order to close out the short position, any appreciation in the price of the borrowed securities would result in a loss. Purchasing securities to close out the short position can itself cause the price of the securities to rise further, thereby exacerbating the loss. The Funds may mitigate such losses by replacing the securities sold short before the market price has increased significantly. Under adverse market conditions, the Funds might have difficulty purchasing securities to meet their short sale delivery obligations, and might have to sell portfolio securities to raise the capital necessary to meet their short sale obligations at a time when fundamental investment considerations would not favor such sales. See "Taxation" below for special tax considerations associated with engaging in short sales.

Style Risk: Securities with different characteristics tend to shift in and out of favor depending upon market and economic conditions as well as investor sentiment. A Fund may underperform other funds that employ a different style. A Fund also may employ a combination of styles that impact

its risk characteristics. Examples of different styles include growth and value investing, as well as those focusing on large, medium, or small company securities.

- **Growth Investing Risk:** Growth stocks may be more volatile than other stocks because they are more sensitive to investor perceptions of the issuing company's growth potential. Growth-oriented funds will typically underperform when value investing is in favor.
- **Value Investing Risk:** Undervalued stocks may not realize their perceived value for extended periods of time or may never realize their perceived value. Value stocks may respond differently to market and other developments than other types of stocks. Value-oriented funds will typically underperform when growth investing is in favor.
- **Mid-Cap Company Risk:** Investments in securities of mid-cap companies entail greater risks than investments in larger, more established companies. Mid-cap companies tend to have more narrow product lines, more limited financial resources and a more limited trading market for their stocks, as compared with larger companies. As a result, their stock prices may decline significantly as market conditions change.
- **Small-Cap Company Risk:** Investing in securities of small-cap companies may involve greater risks than investing in larger, more established companies. Smaller companies may have limited product lines, markets and financial resources. Their securities may trade less frequently and in more limited volume than securities of larger, more established companies. In addition, smaller companies are typically subject to greater changes in earnings and business prospects than are larger companies. Consequently, the prices of small company stocks tend to rise and fall in value more than other stocks. Although investing in small-cap companies may offer potential for above-average returns, the companies may not succeed and their stock prices could decline significantly. Investments in small-cap companies may also be subject to valuation risk.

Swaps Risk: The use of swaps is a highly specialized activity which involves investment techniques, risk analyses and tax planning different from those associated with ordinary portfolio securities transactions. These transactions can result in sizeable realized and unrealized capital gains and losses relative to the gains and losses from a Fund's direct investments in securities.

Transactions in swaps can involve greater risks than if a Fund had invested in the reference assets directly since, in addition to general market risks, swaps may be leveraged and are also subject to illiquidity risk, counterparty risk, credit risk and pricing risk. However, certain risks may be reduced (but not

eliminated) if a Fund invests in cleared swaps. Regulators also may impose limits on an entity's or group of entities' positions in certain swaps. Because bilateral swap agreements are two party contracts and because they may have terms of greater than seven days, these swaps may be considered to be illiquid. Moreover, a Fund bears the risk of loss of the amount expected to be received under a swap in the event of the default or bankruptcy of a swap counterparty. Many swaps are complex and valued subjectively. Swaps and other derivatives may also be subject to pricing or "basis" risk, which exists when the price of a particular derivative diverges from the price of corresponding cash market instruments. Under certain market conditions it may not be economically feasible to initiate a transaction or liquidate a position in time to avoid a loss or take advantage of an opportunity. If a swap transaction is particularly large or if the relevant market is illiquid, it may not be possible to initiate a transaction or liquidate a position at an advantageous time or price, which may result in significant losses.

The value of swaps can be very volatile, and a variance in the degree of volatility or in the direction of securities prices from the Adviser's expectations may produce significant losses in a Fund's investments in swaps. In addition, a perfect correlation between a swap and a reference asset may be impossible to achieve. As a result, the Adviser's use of swaps may not be effective in fulfilling the Adviser's investment strategies and may contribute to losses that would not have been incurred otherwise.

Tax Risk: The U.S. income tax rules may be uncertain when applied to specific arbitrage transactions, including identifying deferred losses from wash sales or realized gains from constructive sales, among other issues. Such uncertainty may cause the Highland Merger Arbitrage Fund to be exposed to unexpected tax liability.

Technology Sector Risk: Technology related companies are subject to significant competitive pressures, such as aggressive pricing of their products or services, new market entrants, competition for market share, short product cycles due to an accelerated rate of technological developments, evolving industry standards, changing customer demands and the potential for limited earnings and/or falling profit margins. The failure of a company to adapt to such changes could have a material adverse effect on the company's business, results of operations, and financial condition. These companies also face the risks that new services, equipment or technologies will not be accepted by consumers and businesses or will become rapidly obsolete. These factors can affect the profitability of these companies and, as a result, the values of their securities. Many technology companies have limited operating histories. Prices of technology

More on Strategies, Risks and Disclosure of Portfolio Holdings

companies' securities historically have been more volatile than those of many other securities, especially over the short term.

Undervalued Stocks Risk: Undervalued stocks include stocks that the Adviser believes are undervalued and/or are temporarily out of favor in the market. An undervalued stock may decrease in price or may not increase in price as anticipated by the Adviser if other investors fail to recognize the company's value or the factors that the Adviser believes will cause the stock price to increase do not occur.

Disclosure of Portfolio Holdings

The Funds have adopted policies and procedures to protect the Funds' portfolio information and to prevent the misuse of that information by a third party. A description of the Funds' policies and procedures relating to the disclosure of portfolio holdings is available in the Funds' SAI on the Funds' website (www.highlandfunds.com).

Each Fund is a party to contractual arrangements with various parties, including, among others, the Fund's investment adviser, administrator, distributor, and shareholder servicing agent, who provide services to the Fund. Shareholders are not parties to, or intended ("third-party") beneficiaries of, any such contractual arrangements, and such contractual arrangements are not intended to create in any individual shareholder or group of shareholders any right to enforce them against the service providers or to seek any remedy under them against the service providers, either directly or on behalf of the Fund.

Neither this Prospectus, nor the related SAI, is intended, or should be read, to be or to give rise to an agreement or contract between Highland Funds I (the "Trust") or the Funds and any investor, or to give rise to any rights in any shareholder or other person other than any rights under federal or state law that may not be waived.

Board of Trustees and Investment Adviser

The Board of Trustees (the "Board") has overall management responsibility for the Funds, each series of Highland Funds II, Highland Global Allocation Fund and Highland Income Fund. See "Management of the Trust" in the SAI for the names of and other information about the Trustees and officers of the Funds. The Board also has overall management responsibility for funds advised by NexPoint Advisors, L.P., including NexPoint Strategic Opportunities Fund; NexPoint Capital, Inc. (a closed-end management investment company that has elected to be treated as a business development company under the 1940 Act); and the following closed-end funds that operate as interval funds: NexPoint Real Estate Strategies Fund, NexPoint Healthcare Opportunities Fund and NexPoint

Latin American Opportunities Fund. NexPoint Advisors, L.P. is an affiliate of Highland Capital Management Fund Advisors, L.P.

Highland Capital Management Fund Advisors, L.P. ("HCMFA" or the "Adviser") serves as investment adviser to each Fund. The address of the Adviser is 300 Crescent Court, Suite 700, Dallas, Texas 75201. Organized in February 2009, HCMFA is registered as an investment adviser under the Investment Advisers Act of 1940, as amended.

As of June 30, 2019, HCMFA had approximately \$2.9 billion in assets under management. HCMFA is also the administrator to certain of the Funds. Please see "Administrator/Sub-Administrator" below. HCMFA is owned by Highland Capital Management Services, Inc., a Delaware corporation ("HCM Services") and its general partner, Strand Advisors XVI, Inc., of which James Dondero is the sole stockholder. HCM Services is controlled by Mr. Dondero and Mr. Mark Okada by virtue of their respective share ownership.

Our Adviser is affiliated through common control with Highland Capital Management, L.P. ("HCMLP"), an SEC-registered investment adviser. On October 16, 2019, HCMLP filed for Chapter 11 bankruptcy protection with the United States Bankruptcy Court for the District of Delaware. HCMFA is not a party to HCMLP's bankruptcy filing. HCMFA is a party to a shared services arrangement with HCMLP. Under this arrangement our Adviser may utilize employees from HCMLP in connection with various services such as human resources, accounting, tax, valuation, information technology services, office space, employees, compliance and legal. We do not expect HCMLP's bankruptcy filings to impact its provision of services to HCMFA at this time.

Management Fee

Each Fund has entered into an investment advisory agreement with HCMFA (each, an "Investment Advisory Agreement") pursuant to which HCMFA provides the day-to-day management of the Fund's portfolio of securities, which includes buying and selling securities for the Fund and conducting investment research.

In return for its advisory services, each Fund pays the Adviser a monthly fee, computed and accrued daily, based on an annual rate of the Fund's average daily managed assets. "Average Daily Managed Assets" of a Fund shall mean the average daily value of the total assets of the Fund, less all accrued liabilities of the Fund (other than the aggregate amount of any outstanding borrowings constituting financial leverage).

A discussion regarding the basis for the Board's approval of the Investment Advisory Agreements for each Fund appears in the Funds' semi-annual reports to shareholders for the period ended December 31, 2018.

Each Investment Advisory Agreement may be terminated at any time, without payment of any penalty, by the Board, or by vote of a majority of the outstanding voting securities of such Fund or by the Adviser, in each case on not more than 60 days' nor less than 30 days' prior written notice to the other party. In addition, each Investment Advisory Agreement automatically terminates in the event of its "assignment", as defined in the 1940 Act and the rules thereunder, or upon the termination of the relevant Investment Advisory Agreement.

The table below shows the advisory fees that the Adviser received for each Fund for the fiscal year ended June 30, 2019 and each Fund's contractual advisory fee with the Adviser:

Fund Name	Advisory Fees Paid as a Percentage of Average Daily Managed Assets for the Fiscal Period Ended June 30, 2019	Contractual Advisory Fee as a Percentage of Average Daily Managed Assets ¹
Long/Short Equity Fund ²	2.25%	2.25%
Long/Short Healthcare Fund	1.00%	1.00%
Merger Arbitrage Fund ³	0.46%	1.20%
Opportunistic Credit Fund ⁴	0.00%	1.00%

¹ In addition to the advisory fees set forth in this table, the Adviser is entitled to receive administration fees of 0.20% of each Fund's Average Daily Managed Assets, other than the Merger Arbitrage Fund's and Opportunistic Credit Fund's, as discussed below.

² The Adviser has contractually agreed to waive 1.25% of Long/Short Equity Fund's management fee. This fee waiver will continue through at least October 31, 2020, and may not be terminated prior to this date without the consent of the Fund's Board of Trustees.

³ The Adviser had contractually agreed to limit the total annual fund operating expenses of Merger Arbitrage Fund to 1.50% of average daily net assets attributable to any class of the Fund through October 31, 2020. Information on the Fund's current expense limitation agreement is provided below.

⁴ The Adviser had contractually agreed to limit the total annual fund operating expenses of Opportunistic Credit Fund to 0.90% of average daily net assets attributable to any class of the Fund through October 31, 2020. Information on the Fund's current expense limitation agreement is provided below.

HCMFA has contractually agreed to limit the total annual operating expenses of the Highland Opportunistic Credit Fund and the Highland Merger Arbitrage Fund (exclusive of fees paid by each Fund pursuant to its distribution plan under Rule 12b-1 under the 1940 Act, taxes, dividend expenses on short sales, interest payments, brokerage commissions and other transaction costs, acquired fund fees and expenses, and extraordinary expenses (collectively, the "Excluded Expenses") to 0.90% and 1.50% respectively, of average daily net assets attributable to any class of each Fund (the "Expense Cap"). The Expense Cap will continue through at least October 31, 2020, and may not be terminated prior to this date without the action or consent of the Board of Trustees. Under the expense limitation agreements, the Adviser may recoup waived and/or reimbursed amounts with

respect to such Fund within thirty-six months of the date such amounts were waived or reimbursed, provided such Fund's total annual operating expenses, including such recoupment, do not exceed the Expense Cap in effect at the time of such waiver/reimbursement.

Administrator/Sub-Administrator

HCMFA provides administration services to the Highland Long/Short Equity Fund and Highland Long/Short Healthcare Fund for a monthly administration fee. In such capacity, HCMFA generally assists each Fund in all aspects of its administration and operations. Additionally, HCMFA furnishes offices, necessary facilities, equipment and personnel. Under a separate Sub-Administration agreement, HCMFA has delegated certain administrative functions to SEI Investments Global Funds Services ("SEI"), One Freedom Valley Drive, Oaks, Pennsylvania 19456, and pays SEI a portion of the fee it receives from each Fund. Under the Sub-Administration agreement, SEI has agreed to provide fund accounting services; asset data services; fund administration and reporting services; and regulatory administration services, including preparation and filing of various reports with the appropriate regulatory agencies and the SEC for each Fund.

Under a separate Administration Agreement, SEI provides administration services to the Highland Merger Arbitrage Fund and Highland Opportunistic Credit Fund for a monthly administration fee. HCMFA generally assists in all aspects of the Funds' administration and operations and furnishes offices, necessary facilities, equipment and personnel.

For more information about the Funds' administration agreements, please see "Administrator/Sub-Administrator" in the SAI.

Multi-Manager Structure

The Trust and the Adviser qualify for exemptive relief under a multi-managers' exemptive order (the "Order") from certain provisions of the 1940 Act, pursuant to which the Adviser will, subject to the oversight of the Board, be permitted to enter into and materially amend sub-advisory agreements on behalf of each Fund with sub-advisers unaffiliated with the Adviser without such agreements being approved by the shareholders of each Fund (the "Multi-Manager Structure"). The Board and the Adviser will therefore have the right to hire, terminate or replace sub-advisers without first obtaining shareholder approval, including in the event that a sub-advisory agreement has automatically terminated as a result of an assignment. The Adviser will continue to have the ultimate responsibility to oversee each sub-adviser and recommend its hiring, termination and replacement. Shareholders of the Funds, except for Highland Long/Short Equity Fund and Highland Long/Short Healthcare Fund, have already approved the adoption of a Multi-Manager Structure, which enables these Funds to operate with greater efficiency

Management of the Funds

and without incurring the expense and delays associated with obtaining shareholder approvals for matters relating to sub-advisers or sub-advisory agreements. Shareholders of Highland Long/Short Equity Fund and Highland Long/Short Healthcare Fund will have to continue to separately vote to approve any change HCMFA seeks to make relating to such Fund's sub-adviser and sub-advisory agreement with respect to non-affiliated sub-advisers. The Trust and the Adviser will be subject to certain conditions imposed by the Order, including the condition that within 90 days of hiring of a new non-affiliated sub-adviser, a Fund will provide shareholders with an information statement containing information about the sub-adviser. Shareholders of each Fund retain the right to terminate a sub-advisory agreement for such Fund at any time by a vote of the majority of such outstanding securities of the Fund.

Operation of a Fund under the Multi-Manager Structure will not: (1) permit management fees paid by a Fund to HCMFA to be increased without shareholder approval; or (2) diminish HCMFA's responsibilities to a Fund, including HCMFA's overall responsibility for overseeing the portfolio management services furnished by its sub-advisers. Shareholders will be notified of any changes made to sub-advisers or sub-advisory agreements within 90 days of the change.

About the Funds' Portfolio Managers

Each Fund is managed by either an individual portfolio manager who is primarily responsible for the day-to-day management of a Fund, or a team of portfolio managers, who are jointly and primarily responsible for the day-to-day management of a Fund. The portfolio managers of the Funds generally have final authority over all aspects of their portions of a Fund's investment portfolio, including securities purchase and sale decisions, portfolio construction techniques and portfolio risk assessment. The following sets forth the roles of the primary portfolio managers of the specified Funds followed by biographical information for each portfolio manager. The Funds' SAI provides the following additional information about the: (i) portfolio managers' compensation; (ii) other accounts managed by the portfolio managers; and (iii) portfolio managers' ownership of shares of a Fund, if any.

Portfolio Manager Biographies

The following sets forth biographical information for those individuals who are primarily responsible for managing the specified Fund's investments. The portfolio managers may change from time to time.

Highland Long/Short Equity Fund

Mr. Dondero is a founder and President of Highland Capital Management, L.P. ("HCMLP"). Formerly, Mr. Dondero served as Chief Investment Officer of Protective Life's GIC subsidiary

and helped grow the business from concept to over \$2 billion between 1989 and 1993. His portfolio management experience includes investments in mortgage-backed securities, investment grade corporate bonds, leveraged bank loans, emerging markets, derivatives, preferred stocks and common stocks. From 1985 to 1989, he managed approximately \$1 billion in fixed income funds for American Express. Prior to American Express, he completed his financial training at Morgan Guaranty Trust Company. Mr. Dondero is a Beta Gamma Sigma graduate of the University of Virginia (1984) with degrees in Accounting and Finance. Mr. Dondero has earned the right to use the Chartered Financial Analyst designation. Mr. Dondero is a Certified Public Accountant and a Certified Management Accountant. Mr. Dondero currently serves as Chairman for NexBank and serves on the Board of Directors of Jernigan Capital, Inc., Texmark Timber Treasury, L.P., Cornerstone Healthcare Group, Metro-Goldwyn-Mayer and SeaOne Holdings, LLC.

Mr. Heiss is a Managing Director at HCMFA. Prior to his current position, he served as a Director of equity investments. Before joining HCMLP in July 2013, Mr. Heiss spent three years as a Senior Analyst and Partner at Varna Capital where he was a Generalist covering multiple sectors for the long/short equity hedge fund. Prior to Varna, Mr. Heiss spent three years as an Analyst at Maverick Capital where he covered the U.S. Financial Services sector for the \$10 billion long/short equity hedge fund. Mr. Heiss began his career at Goldman Sachs in New York, first as a Senior Analyst in the Finance Division and later as an Investment Banking Analyst in the Financial Institutions Group. Mr. Heiss holds a B.B.A. in Finance from the University of Miami and has earned the right to use the Chartered Financial Analyst designation.

Highland Long/Short Healthcare Fund

Mr. Dondero is a founder and President of HCMLP. Formerly, Mr. Dondero served as Chief Investment Officer of Protective Life's GIC subsidiary and helped grow the business from concept to over \$2 billion between 1989 and 1993. His portfolio management experience includes investments in mortgage-backed securities, investment grade corporate bonds, leveraged bank loans, emerging markets, derivatives, preferred stocks and common stocks. From 1985 to 1989, he managed approximately \$1 billion in fixed income funds for American Express. Prior to American Express, he completed his financial training at Morgan Guaranty Trust Company. Mr. Dondero is a Beta Gamma Sigma graduate of the University of Virginia (1984) with degrees in Accounting and Finance. Mr. Dondero has earned the right to use the Chartered Financial Analyst designation. Mr. Dondero is a Certified Public Accountant and a Certified Management Accountant. Mr. Dondero currently serves as Chairman for NexBank and serves on the Board of Directors of Jernigan

Capital, Inc., Texmark Timber Treasury, L.P., Cornerstone Healthcare Group, Metro-Goldwyn-Mayer and SeaOne Holdings, LLC.

Mr. Burns is a Managing Director at HCMLP and a Portfolio Manager with the Adviser. Mr. Burns initially joined the Adviser in 2014 as a Director on the absolute return investment team, with responsibility for originating and managing public and private debt and equity investments in the healthcare industry. Prior to joining HCMLP in 2013, he was an Associate at Ripplewood Holdings, a global private equity firm focused on control-oriented buyout, distressed and special situation investments. Prior to joining Ripplewood, he was an Analyst in the Global Technology Mergers & Acquisitions group at Lehman Brothers. Mr. Burns serves on the Board of Directors of Oasis I Limited and Tandedm Hospital Partners, LLC. Mr. Burns received a B.S. in Analytical Finance and Economics, summa cum laude, from Wake Forest University and an MBA, with Honors and Distinction, from Columbia Business School. Mr. Burns has also earned the right to use the Chartered Financial Analyst designation.

Highland Merger Arbitrage Fund

Mr. Dondero has managed the Fund's portfolio since its inception. Mr. Dondero is a founder and President of HCMLP. Formerly, Mr. Dondero served as Chief Investment Officer of Protective Life's GIC subsidiary and helped grow the business from concept to over \$2 billion between 1989 and 1993. His portfolio management experience includes investments in mortgage-backed securities, investment grade corporate bonds, leveraged bank loans, emerging markets, derivatives, preferred stocks and common stocks. From 1985 to 1989, he managed approximately \$1 billion in fixed income funds for American Express. Prior to American Express, he completed his financial training at Morgan Guaranty Trust Company. Mr. Dondero is a Beta Gamma Sigma graduate of the University of Virginia (1984) with degrees in Accounting and Finance. Mr. Dondero has earned the right to use the Chartered Financial Analyst designation. Mr. Dondero is a Certified Public Accountant and a Certified Management Accountant. Mr. Dondero currently serves as Chairman for NexBank and serves on the Board of Directors of Jernigan Capital, Inc., Texmark Timber Treasury, L.P., Cornerstone Healthcare Group, Metro-Goldwyn-Mayer and SeaOne Holdings, LLC.

Mr. Heiss is a Managing Director at HCMFA. Prior to his current position, he served as a Director of equity investments. Before joining HCMLP in July 2013, Mr. Heiss spent three years as a Senior Analyst and Partner at Varna Capital where he was a Generalist covering multiple sectors for the long/short equity hedge fund. Prior to Varna, Mr. Heiss spent three years as an Analyst at Maverick Capital

where he covered the U.S. Financial Services sector for the \$10 billion long/short equity hedge fund. Mr. Heiss began his career at Goldman Sachs in New York, first as a Senior Analyst in the Finance Division and later as an Investment Banking Analyst in the Financial Institutions Group. Mr. Heiss holds a B.B.A. in Finance from the University of Miami and has earned the right to use the Chartered Financial Analyst designation.

Mr. Fritz is a Director, Equity Investments at HCMFA. Prior to his current position, he served as an equity associate. Before joining HCMLP in July 2013, Mr. Fritz worked as an investment banking analyst for Citigroup Global Markets Inc. ("Citi"). While at Citi, Mr. Fritz advised on and executed capital markets and M&A transactions in the metals & mining, heavy equipment and diversified industrials sectors. Mr. Fritz received a B.B.A. in Finance and Mathematics from the University of Notre Dame.

Highland Opportunistic Credit Fund

Mr. Dondero has managed the Fund's portfolio since its inception. Mr. Dondero is a founder and President of HCMLP. Formerly, Mr. Dondero served as Chief Investment Officer of Protective Life's GIC subsidiary and helped grow the business from concept to over \$2 billion between 1989 and 1993. His portfolio management experience includes investments in mortgage-backed securities, investment grade corporate bonds, leveraged bank loans, emerging markets, derivatives, preferred stocks and common stocks. From 1985 to 1989, he managed approximately \$1 billion in fixed income funds for American Express. Prior to American Express, he completed his financial training at Morgan Guaranty Trust Company. Mr. Dondero is a Beta Gamma Sigma graduate of the University of Virginia (1984) with degrees in Accounting and Finance. Mr. Dondero has earned the right to use the Chartered Financial Analyst designation. Mr. Dondero is a Certified Public Accountant and a Certified Management Accountant. Mr. Dondero currently serves as Chairman for NexBank and serves on the Board of Directors of Jernigan Capital, Inc., Texmark Timber Treasury, L.P., Cornerstone Healthcare Group, Metro-Goldwyn-Mayer and SeaOne Holdings, LLC.

Mr. Parker is Partner and Head of Private Equity at HCMLP. Prior to his current role, Mr. Parker was Head of Credit and responsible for managing the Credit Team platform; he was also a Portfolio Manager covering a number of the industrial verticals, as well as parts of Technology, Media and Telecommunications; he also worked as a Senior Portfolio Analyst on the Distressed & Special Situations investment team. Prior to joining HCMLP in March 2007, Mr. Parker was a Senior Associate at Hunt, a private equity group focused on distressed and special situation investing. Mr. Parker was responsible for sourcing, executing and monitoring control

Management of the Funds

private equity investments across a variety of industries. Prior to joining Hunt in 2004, Mr. Parker was an analyst at BMO. While at BMO, Mr. Parker completed a number of leveraged buyouts and mezzanine investment transactions. Prior to joining BMO, Mr. Parker worked in sales and trading for First Union Securities and Morgan Stanley. Mr. Parker received an MBA with concentrations in Finance, Strategy and Entrepreneurship from the University of Chicago Booth School of Business and a BA in Economics and Business from the Virginia Military Institute. Mr. Parker serves on the Board of Directors of OmniMax Holdings, Inc., TerreStar Corporation, JHT Holdings, Inc., CCS Medical, Inc. Trussway Holdings, LLC and SSP Holdings LLC.

Mr. Poglitsch is Head of Credit Research at HCMLP. Prior to his current position, Mr. Poglitsch served as a Managing Director at HCFMA, where he spent a substantial amount of time covering the Energy, Competitive Power, Utilities, and Transportation industries; he also served as a Senior Portfolio Analyst on both the Institutional and Retail fund research teams. Prior to joining HCMLP in 2007, Mr. Poglitsch was a consultant for Muse Stancil and Co. ("Muse"), where he provided mergers and acquisition, valuation, and strategic advisory services to a variety of clients in the midstream and downstream energy sectors, including integrated oil, independent refinery, pipeline, power, and renewable fuel companies. Prior to joining Muse, Mr. Poglitsch was a senior financial analyst for American Airlines. He received an MBA with a concentration in Finance from the University of Texas at Austin and a BS in Chemical Engineering from the University of Oklahoma. Mr. Poglitsch has earned the right to use the Chartered Financial Analyst designation.

About the Funds' Underwriter

The Funds' shares are offered for sale through NexPoint Securities, Inc. (formerly, Highland Capital Funds Distributor, Inc.) (the "Underwriter"), 300 Crescent Court, Suite 700, Dallas, Texas 75201. Shareholders and Financial Advisors (as defined under "How to Buy Shares") should not send any transaction or account requests to this address. Transaction or account requests should be directed to Highland Funds I — (Fund Name), PO Box 219424, Kansas City, Missouri 64121-9424.

Shareowner Guide — How to Invest in Highland Funds I

How to Buy Shares

You can purchase shares of the Funds on any day that the New York Stock Exchange ("NYSE") is open for business (see "Net Asset Value"). You can purchase shares of the Funds from any financial advisor, broker-dealer or other financial intermediary that has entered into an agreement with the

Underwriter or the Funds with respect to the sale of shares of the Funds (a "Financial Advisor"), or DST Asset Manager Solutions, Inc., 430 W. 7th Street, Suite 219424, Kansas City, Missouri 64105-1407, the Funds' transfer agent (the "Transfer Agent"). Your Financial Advisor can help you establish an appropriate investment portfolio, buy shares, and monitor your investments. The Funds have authorized Financial Advisors to receive purchase and redemption orders on their behalf. Financial Advisors are authorized to designate other intermediaries to receive purchase and redemption orders on the Funds' behalf. The Funds will be deemed to have received a purchase or redemption order when a Financial Advisor or its authorized designee receives the order in "good order." The specific requirements for "good order" depend on the type of transaction and method of purchase. Contact the Adviser if you have questions about your circumstances. Generally, "good order" means that you placed your order with your Financial Advisor or its authorized designee or your payment (made in accordance with any of the methods set forth in the table below) has been received and your application is complete, including all necessary documentation and signatures. Customer orders will be priced at a Fund's NAV per share next computed after the orders are received by a Financial Advisor or its authorized designee in good order. Investors may be charged a fee by their Financial Advisors, payable to the Financial Advisor and not a Fund, if investors effect a transaction in Fund shares through either a Financial Advisor or its authorized designee.

The availability of certain sales charge waivers and discounts will depend on whether you purchase your shares directly from a Fund or through a financial intermediary. Intermediaries may have different policies and procedures regarding the availability of front-end sales charge waivers or contingent deferred (back-end) sales charge ("CDSC") waivers, which are discussed below. In all instances, it is the purchaser's responsibility to notify the Fund or the purchaser's financial intermediary at the time of purchase of any relationship or other facts qualifying the purchaser for sales charge waivers or discounts. **For waivers and discounts not available through a particular intermediary, shareholders will have to purchase Fund shares directly from a Fund or through another intermediary to receive these waivers or discounts. Shares purchased through certain financial intermediaries (a "Specified Intermediary") may be subject to different initial sales charges or the initial sales charge or CDSC may be waived in certain circumstances. Please refer to the Appendix to the Fund's Prospectus for the sales charge or CDSC waivers that are applicable to each Specified Intermediary.**

The USA PATRIOT Act may require a Fund, a Financial Advisor or its authorized designee to obtain certain personal

information from you which will be used to verify your identity. If you do not provide the information, it may not be possible to open your account. If a Fund, a Financial Advisor or authorized designee is unable to verify your customer information, such Fund reserves the right to close your account or to take such other steps as it deems reasonable.

Outlined below are various methods for buying shares of the Funds:

Method	Instructions
Through your Financial Advisor	Your Financial Advisor can help you establish your account and buy shares on your behalf. To receive the current trading day's price, your Financial Advisor must receive your request in good order prior to the close of regular trading on the NYSE, usually 4:00 p.m., Eastern time. Your Financial Advisor may charge you fees for executing the purchase for you.
By check (new account) ⁽¹⁾	For new accounts, send to the applicable Fund, at the address noted below, ⁽²⁾ a completed application and check made payable to "Highland Funds I — (Fund Name)." All purchases must be in U.S. Dollars and must be drawn on a U.S. bank. Highland Funds I does not accept cash, U.S. savings bonds, traveler's checks, money orders, California warrant checks, starter checks, third-party checks, or credit card courtesy checks. Checks dated six months old or older and post-dated checks will not be accepted.
By check (existing account) ⁽¹⁾	For existing accounts, fill out and return to the applicable Fund, at the address noted below, ⁽²⁾ the additional investment stub included in your account statement, or send a letter of instruction, including the applicable Fund name and account number, with a check made payable to "Highland Funds I — (Fund Name)." All purchases must be in U.S. Dollars and must be drawn on a U.S. bank. Highland Funds I does not accept cash, U.S. savings bonds, traveler's checks, money orders, California warrant checks, starter checks, third-party checks, or credit card courtesy checks. Checks dated six months old or older and post-dated checks will not be accepted.
By exchange	You or your Financial Advisor may acquire shares of a Fund for your account by exchanging shares you own in certain other funds advised by HCMFA for shares of the same class of a Fund, subject to the conditions described in "Exchange of Shares" below. In addition, you or your Financial Advisor may exchange shares of a class of a Fund you own for shares of a different class of the same Fund, subject to the conditions described in "Exchange of Shares" below. To exchange, send written instructions to the applicable Fund, at the address noted below ⁽²⁾ or call 1-877-665-1287.

Method	Instructions
By wire	You may purchase shares of a Fund by wiring money from your bank account to your Fund account. Prior to sending wire transfers, please contact Shareholder Services at 1-877-665-1287 for specific wiring instructions and to facilitate prompt and accurate credit upon receipt of your wire. You can also find the specific wiring instructions at http://highlandfunds.com/literature/#forms . To receive the current trading day's price, your wire, along with a valid account number, must be received in your Fund account prior to the close of regular trading on the NYSE, usually 4:00 p.m., Eastern time. If your initial purchase of shares is by wire, you must first complete a new account application and promptly mail it to Highland Funds I — (Fund Name), at the address noted below. ⁽²⁾ After completing a new account application, please call 1-877-665-1287 to obtain your account number. Please include your account number on the wire.
By electronic funds transfer via an automated clearing house ("ACH") transaction ⁽¹⁾	You may purchase shares of a Fund by electronically transferring money from your bank account to your Fund account by calling 1-877-665-1287. An electronic funds transfer may take up to two business days to settle and be considered in good order. You must set up this feature prior to your telephone request. Be sure to complete the appropriate section of the application.
Automatic investment plan	You may make monthly or quarterly investments automatically from your bank account to your Fund account. You may select a pre-authorized amount to be sent via electronic funds transfer. For this feature, please call the applicable Fund at 1-877-665-1287 or visit the Funds' website, (http://highlandfunds.com/literature/#forms), where you may obtain a copy of the "Account Options Form."

⁽¹⁾ The redemption of shares purchased by check or an automated clearing house ("ACH") transaction is subject to certain limitations (see "Redemption of Shares"). Any purchase by check or ACH transaction that does not clear may be cancelled, and the investor will be responsible for any associated expenses and losses to the applicable Fund.

⁽²⁾ Regular Mail: Send to "Highland Funds I — (Fund Name)," PO Box 219424, Kansas City, MO 64121-9424. Overnight Mail: Send to "Highland Funds I — (Fund Name)," 430 W. 7th Street, Suite 219424, Kansas City, Missouri 64105-1407.

Investment Minimums*

Initial Investment	\$2,500
Subsequent Investments	\$ 50
Automatic Investment Plan**	\$ 50

* For retirement plans, the investment minimum is \$50 for each of the initial investment, subsequent investments and the automatic investment plan.

** Your account must already be established and satisfy the initial investment minimum.

Shareowner Guide — How to Invest in Highland Funds I

Each Fund reserves the right to change or waive the investment minimums and reserves the right to liquidate a shareholder's account if the value of shares held in the account is less than the minimum account size. Each Fund also reserves the right to reject for any reason, or cancel as permitted or required by law, any purchase order. In addition, without notice, a Fund may stop offering shares completely, or may offer shares only on a limited basis, for a period of time or permanently.

Retirement Plans

Each Fund is available for purchase through individual retirement accounts ("IRAs") and other retirement plans. Each Fund offers several different types of IRAs, including prototype IRAs, Roth IRAs, simplified employee pension ("SEP") IRAs and Simple IRAs for both individuals and employers. For further information, please call the Funds at 1-877-665-1287 or your Financial Advisor.

Choosing a Share Class

Each Fund offers three classes of shares—Class A, Class C and Class Z Shares. Each share class has its own sales charge and expense structure. Determining which share class is best for you depends on the dollar amount you are investing and the number of years for which you are willing to invest. Purchases of \$1 million or more cannot be made in Class C Shares. Based on your personal situation, your Financial Advisor can help you decide which class of shares makes the most sense for you. Your Financial Advisor is entitled to receive

compensation for purchases made through him or her and may receive differing compensation for selling different classes of shares.

Sales Charges

You may be subject to an initial sales charge when you purchase shares or a contingent deferred sales charge ("CDSC") when you redeem your shares. These sales charges are described below. In certain circumstances, the sales charges may be waived, as described below and in the SAI.

Class A Shares

Class A Shares may be appropriate for long-term investors who compensate their investment professionals for the services they provide with traditional front-end sales charges and for investors who qualify for quantity discounts or waivers. Your purchases of Class A Shares are made at the public offering price for these shares, that is, the NAV per share for Class A Shares plus a front-end sales charge that is based on the amount of your initial investment when you open your account. The front-end sales charge you pay on an additional investment is based on your total net investment in the Fund, including the amount of your additional purchase. Shares you purchase with reinvested dividends or other distributions are not subject to a sales charge. As shown in the tables below, a portion of the sales charge is paid as a commission to your Financial Advisor on the sale of Class A Shares. The total amount of the sales charge, if any, differs depending on the amount you invest as shown in the tables below.

Opportunistic Credit Fund

Amount Invested	Sales Charge		
	As a % of the Public Offering Price	As a % of Your Net Investment	% of Offering Price Paid to Financial Advisor
Less than \$100,000	3.50%	3.63%	3.25%
\$100,000 to \$499,999	2.25%	2.30%	2.00%
\$500,000 or more*	None	None	**

* Class A Shares bought without an initial sales charge in accounts aggregating \$500,000 or more at the time of purchase are subject to a 1.00% CDSC if the shares are sold within 18 months of purchase. Subsequent Class A Share purchases that bring your account value above \$500,000 are not subject to a front-end sales charge, but are subject to a CDSC if redeemed within 18 months of purchase. The 18-month period begins on the day the purchase is made. The CDSC does not apply to load waived shares purchased for certain retirement plans or other eligible fee-based programs.

** For Class A Share purchases of \$500,000 or more, Financial Advisors receive a cumulative commission from the Underwriter as follows:

Amount Purchased	% Offering Price Paid to Financial Advisor
Less than \$5 million	1.00%
\$5 million to less than \$25 million	0.40%
\$25 million or more	0.25%

Long/Short Equity Fund, Long/Short Healthcare Fund and Merger Arbitrage Fund

Amount Invested	Sales Charge		
	As a % of the Public Offering Price	As a % of Your Net Investment	% of Offering Price Paid to Financial Advisor
Less than \$50,000	5.50%	5.82%	4.75%
\$50,000 to \$99,999	4.25%	4.44%	3.75%
\$100,000 to \$249,999	3.25%	3.36%	2.75%
\$250,000 to \$499,999	2.25%	2.30%	1.75%
\$500,000 or more*	None	None	**

* Class A Shares bought without an initial sales charge in accounts aggregating \$500,000 or more at the time of purchase are subject to a 1.00% CDSC if the shares are sold within 18 months of purchase. Subsequent Class A Share purchases that bring your account value above \$500,000 are not subject to a front-end sales charge, but are subject to a CDSC if redeemed within 18 months of purchase. The 18-month period begins on the day the purchase is made. The CDSC does not apply to load waived shares purchased for certain retirement plans or other eligible fee-based programs.

** For Class A Share purchases of \$500,000 or more, Financial Advisors receive a cumulative commission from the Underwriter as follows:

Amount Purchased	% Offering Price Paid to Financial Advisor
Less than \$5 million	1.00%
\$5 million to less than \$25 million	0.40%
\$25 million or more	0.25%

Reduced Sales Charges for Class A Shares

You may pay a lower sales charge when purchasing Class A Shares through Rights of Accumulation, which work as follows: if the combined value (determined at the current public offering price) of your accounts in all classes of shares of a Fund and other Participating Funds (as defined below) maintained by you, your spouse or domestic partner or your minor children, together with the value (also determined at the current public offering price) of your current purchase, reaches a sales charge discount level (according to the above chart), your current purchase will receive the lower sales charge, provided that you have notified the Fund's Underwriter or the Fund and your Financial Advisor, if any, in writing of the identity of such other accounts and your relationship to the other account holders and submitted information (such as account statements) sufficient to substantiate your eligibility for a reduced sales charge. Such reduced sales charge will be applied upon confirmation of such shareholders' holdings by the Transfer Agent. A Fund may terminate or amend this Right of Accumulation at any time without notice. As used herein, "Participating Funds" refers to any series of Highland Funds I (except for the Highland/iBoxx Senior Loan ETF) and Highland Funds II (each as defined below under "Exchange of Shares") and registered, open-end investment companies advised by the Adviser and distributed by the Underwriters and as otherwise permitted from time to time by the Board of Trustees.

You may also pay a lower sales charge when purchasing Class A Shares and shares of other Participating Funds by signing a Letter of Intent within 90 days of your purchase. By doing so, you would be able to pay the lower sales charge on all purchases by agreeing to invest a total of at least \$100,000 within 13 months. If your Letter of Intent purchases are not

completed within 13 months, your account will be adjusted by redemption of the amount of shares needed to pay the higher initial sales charge level for the amount actually purchased. Upon your request, a Letter of Intent may reflect purchases within the previous 90 days. See the SAI for additional information about this privilege. More information regarding reduced sales charges is available, free of charge, at: <http://highlandfunds.com/literature>.

In addition, certain investors may purchase shares at no sales charge or at a reduced sales charge. For example, Class A Shares are offered at no sales charge to investors who are clients of financial intermediaries who have entered into an agreement with the Underwriter to offer Fund shares through self-directed investment brokerage accounts that do not charge transaction fees to their clients or through other platforms. Whether a sales charge waiver is available for your retirement plan or charitable account depends upon the policies and procedures of your intermediary. Please consult your financial adviser for further information. See the SAI for a description of this and other situations in which sales charges are reduced or waived.

Any sales charge discounts described herein do not apply to investors purchasing shares of the Funds through any Specified Intermediary as detailed in the Appendix to the Funds' Prospectus. Please refer to the Appendix to the Funds' Prospectus for the sales charge discounts that are applicable to each Specified Intermediary.

Class C Shares

Class C Shares may be appropriate for shorter-term investors, if you do not want to pay a traditional front-end sales charge on your purchase of Fund shares or are unsure of the length of time you will hold your investment.

Your purchases of Class C Shares are made at the NAV per share for Class C Shares. Although Class C Shares have no front-end sales charge, they carry a CDSC of 1.00% that is applied to shares sold within the first year after they are purchased. After holding Class C Shares for one year, you may sell them at any time without paying a CDSC. Shares you purchase with reinvested dividends or other distributions are not subject to a sales charge.

Additionally, for Class C shares of each Fund purchased between October 31, 2018 and October 30, 2019, Class C shares will automatically convert to Class A shares of the same Fund after such shares have been held for ten years, provided that the Fund or financial intermediary has records confirming that the Class C shares have been held for at least ten years and that Class A shares are available for purchase. Certain financial intermediaries do not track shareholder level share lot aging for certain types of accounts. These Class C shares would not be eligible for this automatic conversion. These automatic conversions will be executed based on relative net asset values without any sales charge, fee or other charge. After such a conversion takes place, the shares will be subject to all features and expenses of Class A shares. Please consult your financial adviser for further information.

Class Z Shares

Your purchases of Class Z Shares are made at NAV without a sales charge or contingent deferred sales charge. Class Z Shares are only available to eligible investors.

Eligible Investors

The Funds offer Class Z Shares exclusively to certain institutional and other eligible investors. Eligible investors are as follows:

- Clients of broker-dealers or registered investment advisers that both recommend the purchase of Fund shares and charge clients an asset-based fee;
- A retirement plan (or the custodian for such plan) with aggregate plan assets of at least \$5 million at the time of purchase and that purchases shares directly from the Fund or through a third party broker-dealer;
- Any insurance company, trust company or bank purchasing shares for its own account;
- Any endowment, investment company or foundation; and
- Any trustee of the Fund, any employee of HCMFA and any family member of any such trustee or employee.

Each Fund reserves the right to change the criteria for eligible investors. Each Fund also reserves the right to refuse a purchase order for any reason, including if it believes that doing so would be in the best interests of the Fund and its shareholders.

Distribution and Shareholder Service Fees

Each Fund is authorized under a distribution plan (each a “Plan” and collectively the “Plans”) to use the assets attributable to such Fund’s Class A and Class C Shares, as applicable, to finance certain activities relating to the distribution of shares to investors and maintenance of shareholder accounts. These activities include marketing and other activities to support the distribution of the Class A and Class C Shares and the services provided to you by your Financial Advisor. The Plan operates in a manner consistent with Rule 12b-1 under the 1940 Act, which regulates the manner in which an open-end investment company may directly or indirectly bear the expenses of distributing its shares.

Under the Plans, distribution and service fees paid by each Fund to the Underwriter will be at the rates shown in the table below. The Underwriter may pay all or a portion of these fees to Financial Advisors whose clients own shares of the Funds. In addition, these fees may include reimbursements to HCMFA for certain distribution- and service-related expenses actually incurred by HCMFA on behalf of the Funds, pursuant to reimbursement guidelines approved by the Board, and to the extent consistent with the Plans and the 1940 Act. The Underwriter may also make payments from the distribution and service fees they receive from the Funds to NexBank Securities, Inc., a FINRA member broker-dealer that is an affiliate of the Adviser. Because the distribution and service fees are payable regardless of the Underwriter’s expenses, the Underwriter may realize a profit from the fees. The Plans authorize any other payments by the Funds to the Underwriter and its affiliates to the extent that such payments might be construed to be indirect financing of the distribution of shares of the Funds. Because these fees are paid out of a Fund’s assets on an ongoing basis, these fees will increase the cost of your investment in the Fund. By purchasing a class of shares subject to higher distribution fees and service fees, you may pay more over time than on a class of shares with other types of sales charge arrangements. Long-term shareholders may pay more than the economic equivalent of the maximum front-end sales charges permitted by the rules of FINRA.

The Plans will continue in effect from year to year so long as continuance is specifically approved at least annually by a vote of the Board, including a majority of the Trustees who are not “interested persons” (as defined in the 1940 Act) of the Funds and who have no direct or indirect financial interest in the operation of the Plans or in any agreements related to the Plans (the “Independent Trustees”), cast in person at a meeting called for the purpose of voting on the Plans. The Plans may not be amended to increase the fees materially without approval by a vote of a majority of the outstanding voting securities of the relevant class of shares,

and all material amendments of the Plans must be approved by the Trustees in the manner provided in the foregoing sentence. The Plans may be terminated with respect to a class at any time by a vote of a majority of the Independent Trustees or by a vote of a majority of the outstanding voting securities of the relevant class of shares.

In addition to payments under the Plans, a Fund may from time to time pay account-based service fees to intermediaries such as broker-dealers, financial advisers, or other financial institutions. These payments are sometimes referred to as “revenue sharing.” Certain firms that sell shares of the Funds receive one or more types of these cash payments. The types of payments that the Underwriter provides to firms are described below. These categories are not mutually exclusive and the Underwriter may make additional types of revenue sharing payments in the future. The same firms may receive payments under more than one or all categories. These payments assist in the Underwriter’s efforts to promote the sale of the Funds’ shares. Not all firms receive additional compensation and the amount of compensation varies. These payments could be significant to a firm and are an important factor in a firm’s willingness to support the sale of the Funds through its distribution system. To the extent firms receiving such payments purchase shares of the Funds on behalf of their clients, HCMFA and/or the Underwriter benefit from increased management and other fees with respect to those assets. The services provided vary by financial intermediary and according to distribution channel and may include sub-accounting, sub-transfer agency, participant recordkeeping, shareholder or participant reporting, shareholder or participant transaction processing, shareholder or participant tax monitoring and reporting, maintenance of shareholder records, preparation of account statements and provision of customer service, and are not intended to include services that are primarily intended to result in the sale of Fund shares. These additional fees paid by a Fund to intermediaries may take three forms: (i) basis point payments on net assets; (ii) fixed dollar amount payments per shareholder account; and/or (iii) a combination of basis point payments on net assets and fixed dollar amount payments per shareholder account. These may include payments for 401(K) sub-accounting services, networking fees, and omnibus account servicing fees.

In addition, HCMFA and/or the Underwriter may, from time to time, at their own expense out of the revenues they receive from the Funds and/or their own financial resources, make cash payments to broker-dealers and other financial intermediaries (directly and not as an expense of a Fund) as an incentive to sell shares of the Funds and/or to promote retention of their customers’ assets in the Funds. Such cash payments may be calculated on sales of shares of the Funds (“Sales-Based Payments”) or on the average daily net assets

of the Funds attributable to that particular broker-dealer or other financial intermediary (“Asset-Based Payments”). Each of HCMFA and/or the Underwriter may agree to make such cash payments to a broker-dealer or other financial intermediary in the form of either or both Sales-Based Payments and Asset-Based Payments.

HCMFA and/or the Underwriter may also make other cash payments to broker-dealers or other financial intermediaries in addition to or in lieu of Sales-Based Payments and Asset-Based Payments, in the form of payment for travel expenses, including lodging, incurred in connection with trips taken by qualifying registered representatives of those broker-dealers or other financial intermediaries and their families to places within or outside the United States; meeting fees; entertainment; transaction processing and transmission charges; advertising or other promotional expenses; allocable portions, based on shares of the Funds sold, of salaries and bonuses of registered representatives of an affiliated broker-dealer or other financial intermediary that is a Financial Advisor; or other expenses as determined in HCMFA’s or the Underwriter’s discretion, as applicable. In certain cases these other payments could be significant to the broker-dealers or other financial intermediaries. Any payments described above will not change the price paid by investors for the purchase of the shares of the Funds, the amount that the Funds will receive as proceeds from such sales, or the amounts payable under the Plans.

Each of HCMFA and/or the Underwriter determines the cash payments described above in its discretion in response to requests from broker-dealers or other financial intermediaries, based on factors it deems relevant. Broker-dealers or other financial intermediaries may not use sales of the Funds’ shares to qualify for any incentives to the extent that such incentives may be prohibited by law. Amounts paid by HCMFA and/or the Underwriter to any broker-dealer or other financial intermediary in connection with the distribution of any shares of the Funds will count towards the maximum imposed by FINRA on underwriter compensation in connection with the public offering of securities. In addition, HCMFA may utilize its own resources to compensate the Underwriter for distribution or service activities on behalf of the Funds. These payments are not reflected in the “Annual Fund Operating Expenses” table for the Funds.

Shareowner Guide — How to Invest in Highland Funds I

Distribution and Shareholder Service Fee Rates

Highland Opportunistic Credit Fund			Highland Long/Short Equity Fund, Highland Long/Short Healthcare Fund and Highland Merger Arbitrage Fund		
	Distribution Fee	Service Fee		Distribution Fee	Service Fee
Class A	0.10%	0.25%	Class A	0.10%	0.25%
Class C	0.60%	0.25%	Class C	0.75%	0.25%
Class Z	None	None	Class Z	None	None

These distribution and service fees may be voluntarily reduced on a temporary basis for certain share classes, and may be returned to their stated levels, at any time, without prior notice.

The provision of these additional payments, the varying fee structures and the basis on which a firm compensates its registered representatives or salespersons creates an incentive for a particular firm, registered representative, or salesperson to highlight, feature or recommend funds, including the Funds, or other investments based, at least in part, on the level of compensation paid. Additionally, if one mutual fund sponsor makes greater payments than another, a firm has an incentive to recommend one fund complex over another. Similarly, if a firm receives greater compensation for one share class versus another, that firm has an incentive to recommend the share class with the greater compensation. Shareholders should consider whether such incentives exist when evaluating any recommendations from a firm to purchase or sell shares of the Funds and when considering which share class is most appropriate. Shareholders should ask their salesperson or visit their firm's website for more information about the additional payments they receive and any potential conflicts of interest, as well as for information regarding any fees and/or commissions the firm charges. Firms may categorize and disclose these arrangements differently than the Underwriter and its affiliates.

As of June 30, 2019, the following member firms of the Financial Industry Regulatory Authority ("FINRA") have arrangements in effect with the Underwriter or the Adviser pursuant to which the firm is entitled to a revenue sharing payment:

- Morgan Stanley Smith Barney LLC
- Ameriprise Financial Services, Inc.
- LPL Financial LLC

Contingent Deferred Sales Charges

As described above, certain investments in Class A and Class C Shares are subject to a CDSC. You will pay the CDSC only on shares you redeem within the prescribed amount of time after purchase. The CDSC is applied to the NAV at the time of purchase or redemption, whichever is lower. For purposes of calculating the CDSC, the start of the holding period is the

date on which the purchase is made. Shares you purchase with reinvested dividends or capital gains are not subject to a CDSC. When shares are redeemed, the Funds will automatically redeem those shares (if any) not subject to a CDSC and then those you have held the longest. In certain circumstances, CDSCs may be waived, as described in the SAI.

Availability of Information

Information regarding sales charges of the Funds and the applicability and availability of discounts from sales charges is available free of charge through the Funds' website at <http://highlandfunds.com>, which provides links to the Prospectus and SAI containing the relevant information.

Redemption of Shares

Each Fund redeems its shares based on the NAV next determined after the Transfer Agent or Financial Advisor receives your redemption request in good order. Each Fund reserves the right to reject any redemption request that is not in good order. The specific requirements for good order depend on the type of account and transaction and the method of redemption. Contact HCMFA if you have any questions about your particular circumstances. Generally, "good order" means that the redemption request meets all applicable requirements described in this Prospectus. See "Net Asset Value" for a description of the calculation of NAV per share.

You can redeem shares of a Fund on any day that the NYSE is open for business. Each Fund, however, may suspend the right of redemption and postpone payment for more than seven days: (i) during periods when trading on the NYSE is closed on days other than weekdays or holidays; (ii) during periods when trading on the NYSE is restricted; (iii) during any emergency which makes it impractical for a Fund to dispose of its securities or fairly determine the NAV of the Fund; and (iv) during any other period permitted by the SEC for your protection.

The Funds typically expect that it will take one to three days following the receipt of your redemption request to pay out redemption proceeds; however, while not expected, payment of redemption proceeds may take up to seven days. The Funds typically expect that it will hold cash or cash equivalents or use proceeds from the sale of portfolio

securities to meet redemption requests. The Funds expect to use these sources to meet redemptions under normal market conditions and may also use them under stressed market conditions. Generally, all redemptions will be for cash, although each Fund reserves the right to redeem in-kind as described below. Redemptions in-kind are typically used to meet redemption requests that represent a large percentage of a fund's net assets, and may be used in the event that a substantial portion of a fund's assets is represented by one or more illiquid assets, in order to minimize the effect of large redemptions on the fund and its remaining shareholders. Redemptions in-kind may be used under normal market conditions and under stressed market conditions. You may experience a delay in converting illiquid securities to cash. If payment is made in securities, the fund will value the securities selected in the same manner in which it computes its NAV. If you receive securities when redeeming your account, the securities will be subject to market fluctuation and you may incur tax and transaction costs if you sell the securities.

The Funds are meant for long-term investing. They are not meant for "market timing" or other types of frequent or short-term trading ("disruptive trading"). Disruptive trading can adversely affect Fund performance and the interests of long-term investors by, among other things, interfering with the efficient management of the Fund's investment portfolio. Accordingly, the Funds have adopted, and the Board has approved, policies and procedures reasonably designed to monitor Fund trading activity and, where disruptive trading is detected, to take action to stop such activity. The Funds reserve the right to amend these policies and procedures at any time without prior notice to investors or Financial Advisor.

Direct Investor Accounts. An investor that redeems or exchanges out of (or purchases) a particular Fund within 30 days of a purchase or exchange into (or redemption out of) that same Fund may be restricted from further investing in any series of Highland Funds I or Highland Funds II or exchanging between Participating Funds, as defined in this Prospectus, subject to the exceptions described below, all without prior notice to the investor. The Funds may also restrict investments and exchanges by investors that are believed to have engaged in a pattern of disruptive trading. In addition, the Funds may reject purchase orders or terminate or restrict the exchange privileges of any account associated with a broker-dealer representative, branch office, or firm that the Funds have determined to be a source or facilitator of disruptive trading, even if no disruptive trading has occurred in that particular account. Exchanges and purchases may be permitted again for restricted investors under certain circumstances in the sole discretion of HCMFA. The foregoing restrictions apply to direct investor accounts and do not apply

to shares held on the books of Financial Advisors through omnibus accounts with the Funds. The restrictions applicable to omnibus accounts with Financial Advisors are discussed below.

The restrictions described above do not apply to (1) systematic withdrawals (e.g., regular periodic automatic redemptions, dividend and capital gain distributions, and systematic share class conversions); (2) systematic purchases (e.g., regular periodic automatic purchases, payroll contributions, and dividend reinvestments) where the entity maintaining the shareholder account is able to identify the transaction as a systematic withdrawal or purchase; (3) transactions by fund-of-funds advised by HCMFA; (4) transactions initiated by the trustee or adviser to a donor advised charitable fund; and (5) certain transactions (plan contributions, plan benefit payments, plan expenses and portfolio rebalancing) by defined benefit plans that receive asset allocation services from HCMFA. The Funds may also exclude small transactions less than an amount set from time to time under the Funds' policies.

Omnibus Accounts with Financial Advisors. The Funds are also offered through Financial Advisors that may establish an "omnibus" account with the Funds. Because the Funds may not receive information on the trading activity of the underlying individual investors, it may be difficult or impossible for the Funds to detect or stop disruptive trading in omnibus accounts. The difficulty may be even greater if there are multiple tiers of Financial Advisors or if omnibus accounts are used to hide disruptive trading within the trading activity of a large number of underlying investors.

In deciding whether to establish an omnibus account with a Financial Advisor, the Funds will consider whether the Financial Advisor has its own disruptive trading policies and procedures (which policies and procedures may differ materially from those applied by the Fund to direct accounts). If the Financial Advisor has its own disruptive trading policies and procedures, the Funds will seek assurance from the Financial Advisor that such policies and procedures will be effectively enforced. If the Financial Advisor does not have its own disruptive trading policies and procedures, the Funds will seek to obtain the Financial Advisor's cooperation in enforcing the Funds' disruptive trading policies and procedures to the extent feasible. Such cooperation may include periodically providing the Funds with the trading activity of its underlying investors and, if disruptive trading is detected by the Funds, making efforts to stop it. There are a number of existing omnibus accounts with Financial Advisors that were established prior to the adoption of the foregoing policies and procedures. These Financial Advisors may not have their own disruptive trading policies and procedures and/or the Funds may not have obtained their cooperation in enforcing the Funds' disruptive trading policies and

procedures. The Funds will continue to make reasonable efforts to work with these Financial Advisors to implement the policies and procedures described above, although there is no guarantee that such efforts will be successful.

Defined Contribution Plans. Participants in certain defined contribution plans that exchange out of any Fund may be restricted from further exchanging back into that same Fund for a period of at least 30 days. This restriction does not affect the participant’s ability to exchange into any investment option that has not been restricted or the participant’s ability to continue contributions into the participant’s defined contribution plan (including that same Fund). This restriction also does not apply to certain withdrawals (such as distributions, hardship withdrawals and plan loans), systematic rebalancing or loan repayments. Ask your plan administrator or visit your plan administrator’s website for more information.

Reservation of Rights to Reject Purchase or Exchange Orders. The Funds reserve the right to reject any purchase or exchange order at any time for any reason without prior notice to the investor or Financial Advisor.

Limitations on Ability to Prevent Disruptive Trading. Despite the efforts of the Funds and the Underwriter to protect the Funds from harm caused by disruptive trading, there is no guarantee that the Fund’s disruptive trading policies and procedures will be effective. As discussed above, it may be difficult or impossible for the Funds to detect or stop disruptive trading in certain omnibus accounts with Financial Advisors. Regardless of whether those Financial Advisors have their own disruptive trading policies and procedures or cooperate in enforcing the Funds’ policies and procedures to the extent feasible, there is no guarantee that they will be effective and they may differ materially from those applied by the Funds to direct accounts. In addition, investors that purposely engage in disruptive trading may employ strategies to avoid detection. Consequently, the Funds may not be able to detect or stop disruptive trading until harm to the Funds has already occurred.

Risks of Disruptive Trading. Disruptive trading, especially involving large dollar amounts, may adversely affect Fund performance and the interests of long-term investors by interfering with efficient portfolio management and the implementation of long-term investment strategies. In particular, disruptive trading may: (1) require a Fund to keep more assets in cash or other liquid holdings than it would otherwise consider appropriate, causing the Fund to miss out on gains in a rising market; (2) require a Fund to sell some of its investments sooner than it would otherwise consider appropriate in order to honor redemptions; and (3) increase brokerage commissions and other portfolio transaction expenses by causing the Fund to buy and sell securities more frequently as assets move in and out.

Funds that invest in foreign securities may be particularly susceptible to disruptive trading because of investors attempting to engage in “time-zone arbitrage,” a trading strategy that exploits the fact that the closing prices of foreign securities owned by the Fund are established some time before the Fund calculates its own share price (which typically occurs at 4:00 p.m. Eastern Time). Funds that invest significantly in high-yield securities or small-cap equity securities may be particularly susceptible to disruptive trading because of investors attempting to engage in “liquidity arbitrage,” a trading strategy that exploits knowledge of the value of securities and the fact that they are often infrequently traded. Such disruptive trading strategies may interfere with the efficient management of a Fund’s portfolio to an even greater degree than other types of disruptive trading and may dilute the value of Fund shares held by other investors.

Financial Advisors may impose short-term trading restrictions that differ from those of the Funds. Any shareholder purchasing shares of a Fund through a Financial Advisor should check with the Financial Advisor or the Fund to determine whether the shares will be subject to a short-term trading fee.

Each Fund reserves all rights, including the right to refuse any purchase request (including requests to purchase by exchange) from any person or group who, in the Fund’s view, is likely to engage in excessive trading or if such purchase or exchange is not in the best interests of the Fund and to limit, delay or impose other conditions on purchases or exchanges. Each Fund has adopted a policy of seeking to minimize short-term trading in its shares and monitors purchase, exchange and redemption activities to assist in minimizing short-term trading.

You may redeem shares of a Fund through your Financial Advisor or its authorized designee or directly from the Fund through the Transfer Agent. If you hold your shares in an individual retirement account (“IRA”), you should consult a tax adviser concerning the current tax rules applicable to IRAs. Outlined below are various methods for redeeming shares:

Method	Instructions
By letter	You may mail a letter requesting redemption of shares to: “Highland Funds I – (Fund Name),” P.O. Box 219424, Kansas City, MO 64121-9424. Your letter should state the name of the Fund, the share class, the dollar amount or number of shares you are redeeming and your account number. You must sign the letter in exactly the same way the account is registered. If there is more than one owner of shares, all must sign. A Medallion signature guarantee is required for each signature on your redemption letter. You can obtain a Medallion signature guarantee from

Method	Instructions
	financial institutions, such as commercial banks, brokers, dealers and savings associations. A notary public cannot provide a Medallion signature guarantee. If the account is registered to a corporation, trust or other entity, additional documentation may be needed. Please call 1-877-665-1287 for further details.
By telephone or internet	Unless you have requested that telephone redemptions from your account not be permitted, you may redeem your shares in an account (excluding an IRA) directly registered with the Transfer Agent by calling 1-877-665-1287. If the Transfer Agent acts on telephone or Internet instructions after following reasonable procedures to protect against unauthorized transactions, neither the Transfer Agent nor the Fund will be responsible for any losses due to unauthorized telephone transactions and instead you would be responsible. You may request that proceeds from telephone redemptions be mailed to you by check (if your address has not changed in the prior 30 days) or forwarded to you by bank wire. If you would like to request that such proceeds be invested in shares of other Highland funds or other registered, open-end investment companies advised by the Adviser and distributed by the Underwriters, please see "Exchange of Shares" below. Among the procedures the Transfer Agent may use are passwords or verification of personal information. The Funds may impose limitations from time to time on telephone redemptions.
Proceeds by check	The Funds will make checks payable to the name(s) in which the account is registered and normally will mail the check to the address of record within seven days.
Proceeds by bank wire	The Funds accept telephone or Internet requests for wire redemption in amounts of at least \$1,000. The Funds will send a wire to either a bank designated on your new account application or on a subsequent letter in good order as described above under the instructions for redeeming shares "By letter." The proceeds are normally wired on the next business day.

Automatic Cash Withdrawal Plan

You may automatically redeem shares on a monthly basis if you have at least \$10,000 in your account and if your account is directly registered with the Transfer Agent. Call 1-877-665-1287 or visit <http://highlandfunds.com/literature> for more information about this plan.

Involuntary Redemption

A Fund may redeem all shares in your account (other than an IRA) if their aggregate value falls below \$2,500 as a result of redemptions (but not as a result of a decline in NAV). You will

be notified in writing if a Fund initiates such action and allowed 30 days to increase the value of your account to at least \$2,500.

Redemption Proceeds

A redemption request received by a Fund will be effected at the NAV per share next determined after the Fund receives the request in good order. If you request redemption proceeds by check, the Fund will normally mail the check to you within seven days after receipt of your redemption request. If, however, you purchased your Fund shares by check or ACH transaction, and unless you have documentation satisfactory to the Fund that your transaction has cleared, the Fund may hold proceeds for shares purchased by check or ACH until the purchase amount has been deemed collected, which is eight business days from the date of purchase for checks and five business days from the date of purchase for ACH transactions. While the Fund will delay the processing of the payment until the check clears, your shares will be valued at the NAV per share next determined after receipt by the Transfer Agent or your Financial Advisor of your redemption request in good order.

The Funds may pay your redemption proceeds wholly or partially in portfolio securities. Payments would be made in portfolio securities, which may include illiquid securities, only if the Adviser or the Trustees believes that it would be in a Fund's best interests not to pay redemption proceeds in cash. If a Fund pays your redemption proceeds in portfolio securities, you will be exposed to market risk until you convert these portfolio securities into cash, and you will likely pay commissions upon any such conversion. If you receive illiquid securities, you could find it more difficult to sell such securities and may not be able to sell such securities at prices that reflect the Adviser's or your assessment of their fair value or the amount paid for them by the Funds. Illiquidity may result from the absence of an established market for such securities as well as legal, contractual or other restrictions on their resale and other factors. Unless you are a tax-exempt investor or investing through a tax-deferred retirement plan or other tax-advantaged arrangement, a redemption of shares is generally a taxable event, and you may realize a gain or a loss for U.S. federal income tax purposes (see "Taxation" below).

Exchange of Shares

Shareholders of a Fund may exchange their Fund shares on any business day for shares of the same share class of any series of Highland Funds I (except for the Highland/iBoxx Senior Loan ETF) and Highland Funds II and such exchanges will be effected at the relative daily NAVs per share, plus any applicable redemption/exchange fee with respect to the exchanged shares (see "Redemption of Shares"). If you do not

currently have an account in the fund into which you wish to exchange your shares, you will need to exchange enough Fund shares to satisfy such fund's current minimum investment account requirement. Call 1-877-665-1287 for the applicable prospectus, including applicable minimums, and read it carefully before investing.

Shareholders of the Funds may exchange their shares in a class of a Fund daily for shares of a different class of the same Fund, provided that such shareholder is eligible to purchase shares of the requested class (a "Same-Fund Exchange").

If the shares of the Funds or any Participating Fund that you are exchanging (the "Exchanged Shares") are subject to a CDSC, you will not be charged that CDSC upon the exchange. However, when you sell the shares acquired through the exchange (the "Acquired Shares"), the shares sold may be subject to a CDSC, depending upon when you originally purchased the Exchanged Shares. For purposes of determining the applicability of a CDSC, the length of time you own your shares will be computed from the date of your original purchase of the Exchanged Shares (and includes the period during which the Acquired Shares were held), and the applicable CDSC will be based on the CDSC schedule of the Exchanged Shares.

Your exchange privilege will be revoked if the exchange activity is considered excessive. In addition, the Participating Funds may reject any exchange request for any reason, including if they do not think that the exchange is in the best interests of the Participating Funds and/or their shareholders. The Participating Funds may also terminate your exchange privilege if the Adviser determines that your exchange activity is likely to adversely impact its ability to manage the Participating Funds or if the Participating Funds otherwise determine that your exchange activity is contrary to their short-term trading policies and procedures.

Unless you are a tax-exempt investor or investing through a tax-deferred retirement plan or other tax-advantaged arrangement, an exchange, other than a Same-Fund Exchange, is generally a taxable event, and you may realize a gain or a loss for U.S. federal income tax purposes. A Same-Fund Exchange is not expected to result in your realization of a gain or loss for U.S. federal income tax purposes. See "Taxation" below.

To exchange via the Internet, visit the Funds' website at <http://www.highlandfunds.com>. To exchange by telephone, call 1-877-665-1287. Please have your account number and taxpayer identification number available when calling.

Cost Basis Reporting

Upon the redemption or exchange of your shares in a Fund, the Fund or, if you purchase your shares through a Financial Advisor, your Financial Advisor, generally will be required to

provide you and the Internal Revenue Service ("IRS") with cost basis and certain other related tax information about the Fund shares you redeemed or exchanged. This cost basis reporting requirement is effective for shares purchased, including through dividend reinvestment, on or after January 1, 2012. Please contact the Funds at 1-877-665-1287 or consult your Financial Advisor, as appropriate, for more information regarding available methods for cost basis reporting and how to select a particular method. Please consult your tax adviser to determine which available cost basis method is best for you.

Net Asset Value (NAV)

The NAV per share of each class of shares of each Fund is calculated as of 4:00 p.m., Eastern Time, on each day that the NYSE is open for business, except on days on which regular trading on the NYSE is scheduled to close before 4:00 p.m., when each Fund calculates NAV as of the scheduled close of regular trading. The NYSE is open Monday through Friday, but currently is scheduled to be closed on New Year's Day, Dr. Martin Luther King, Jr. Day, Presidents' Day, Good Friday, Memorial Day, Independence Day, Labor Day, Thanksgiving Day and Christmas Day or on the preceding Friday or subsequent Monday when a holiday falls on a Saturday or Sunday, respectively.

The NAV per share of each class of shares of a Fund is computed by dividing the value of the Fund's net assets (*i.e.*, the value of its securities and other assets less its liabilities, including expenses payable or accrued but excluding capital stock and surplus) attributable to the class of shares by the total number of shares of the class outstanding at the time the determination is made. The price of a particular class of a Fund's shares for the purpose of purchase and redemption orders will be based upon the calculation of NAV per share of the Fund next made after the purchase or redemption order is received in good order. The value of a Fund's portfolio assets may change on days the Fund is closed and on which you are not able to purchase or sell your shares.

Each Fund's portfolio securities are valued in accordance with the Fund's valuation policies approved by the Board. The value of the Funds' investments is generally determined as follows:

- Portfolio securities for which market quotations are readily available are valued at their current market value.
- Foreign securities listed on foreign exchanges are valued based on quotations from the primary market in which they are traded and are translated from the local currency into U.S. dollars using current exchange rates. Foreign securities may trade on weekends or other days when a Fund does not calculate NAV. As a

result, the market value of these investments may change on days when you cannot buy or redeem shares of a Fund.

- Investments by a Fund in any other mutual fund are valued at their respective NAVs as determined by those mutual funds each business day. The prospectuses for those mutual funds explain the circumstances under which those funds will use fair value pricing and the effects of using fair value pricing.
- All other portfolio securities, including derivatives and cases where market quotations are not readily available, or when the market price is determined to be unreliable, are valued at fair value as determined in good faith pursuant to procedures established by the Board subject to approval or ratification by the Board at its next regularly scheduled quarterly meeting. Pursuant to the Funds' pricing procedures, securities for which market quotations are not readily available or for which the market price is determined to be unreliable, may include, but are not limited to, securities that are subject to legal or contractual restrictions on resale, securities for which no or limited trading activity has occurred for a period of time, or securities that are otherwise deemed to be illiquid (*i.e.*, securities that cannot be disposed of within seven days at approximately the price at which the security is currently priced by the Fund which holds the security). Market quotations may also be not "readily available" if a significant event occurs after the close of the principal exchange on which a portfolio security trades (but before the time for calculation of a Fund's NAV) if that event affects or is likely to affect (more than minimally) the NAV per share of a Fund. In determining the fair value price of a security, HCMFA may use a number of other methodologies, including those based on discounted cash flows, multiples, recovery rates, yield to maturity or discounts to public comparables.
- Fair value pricing involves judgments that are inherently subjective and inexact; as a result, there can be no assurance that fair value pricing will reflect actual market value, and it is possible that the fair value determined for a security will be materially different from the value that actually could be or is realized upon the sale of that asset.

Dividends and Other Distributions

The Funds declare and pay dividends of their net investment income and any net realized capital gains according to the schedule below. Unless you instruct a Fund to pay dividends of net investment income and dividends of net realized

capital gains to you in a check mailed to you, they will automatically be reinvested in your account. There are no fees or charges to reinvest dividends or other distributions. Dividends are generally taxable to you in the manner described below even if they are reinvested in additional shares of the Funds.

The Funds are generally subject to a 4% excise tax on net investment income and net realized capital gains that are not distributed on a calendar-year basis. To avoid this tax or Fund-level U.S. federal income taxes, the Funds may pay dividends of net investment income and net realized capital gains more frequently than shown in the schedule below. See "Taxation" below.

Fund	Distribution Schedule
Long/Short Equity Fund Long/Short Healthcare Fund	<ul style="list-style-type: none"> • Dividends of investment income are typically declared and paid annually. • Dividends of short-term and long-term capital gains, if any, are typically declared and paid annually.
Merger Arbitrage Fund	<ul style="list-style-type: none"> • Dividends of investment income are typically declared and paid at least annually. • Dividends of short-term and long-term capital gains, if any, are typically declared and paid annually.
Opportunistic Credit Fund	<ul style="list-style-type: none"> • Dividends of investment income are declared daily and paid monthly. • Dividends of short-term and long-term capital gains, if any, are typically declared and paid annually.

Taxation

The following discussion is a summary of some of the important U.S. federal income tax considerations generally applicable to an investment in a Fund. Your investment may have other tax implications. The discussion reflects provisions of the Code, existing Treasury regulations, rulings published by the IRS, and other applicable authorities, as of the date of this Prospectus. These authorities may be changed, possibly with retroactive effect, or subject to new legislative, administrative or judicial interpretations. No attempt is made to present a detailed explanation of all U.S. federal, state, local and foreign tax law concerns affecting the Funds and their shareholders, or to address all aspects of taxation that may apply to individual shareholders or to specific types of shareholders, such as foreign persons, that may qualify for special treatment under U.S. federal income tax laws. The discussion set forth herein does not constitute tax advice.

Taxation

Please consult your tax advisor about foreign, federal, state, local or other tax laws applicable to you in light of your particular circumstances. For more information, including for a summary of certain tax consequences to foreign investors of investing in a Fund, please see “Income Tax Considerations” in the SAI.

Taxation of the Funds

Each Fund has elected to be treated and intends to qualify annually for treatment as a regulated investment company (a “RIC”) under Subchapter M of the Code, including by complying with the applicable qualifying income and diversification requirements. If a Fund so qualifies and satisfies certain distribution requirements, the Fund generally will not be subject to U.S. federal income tax on income and gains that the Fund distributes to its shareholders in a timely manner in the form of dividends, including capital gain dividends (as defined below). As described in “Dividends and Other Distributions” above, each Fund intends to distribute at least annually all or substantially all of its net investment income and net realized capital gains. A Fund will be subject to a Fund-level income tax at regular corporate income tax rates on any taxable income or gains that it does not distribute to its shareholders.

Amounts not distributed on a timely basis in accordance with a calendar year distribution requirement will be subject to a nondeductible 4% U.S. federal excise tax at the Fund level. To avoid the tax, a Fund must distribute during each calendar year an amount at least equal to the sum of (i) 98% of its ordinary income (not taking into account any capital gains or losses) for the calendar year, (ii) 98.2% of its capital gains in excess of its capital losses (adjusted for certain ordinary losses) for a one-year period ending on October 31 of the calendar year, and (iii) any undistributed amounts described in (i) and (ii) above from the prior year on which the Fund paid no U.S. federal income tax. While each Fund intends to distribute any income and capital gain in the manner necessary to minimize imposition of the 4% U.S. federal excise tax, there can be no assurance that sufficient amounts of a Fund’s taxable income and capital gain will be distributed to avoid entirely the imposition of the tax. In that event, a Fund will be liable for the excise tax only on the amount by which it does not meet the foregoing distribution requirement.

Additionally, if for any taxable year a Fund were not to qualify as a RIC, and were ineligible to or otherwise did not cure such failure, all of its taxable income and gain would be subject to a Fund-level tax at regular corporate income tax rates without any deduction for distributions to shareholders. This treatment would reduce the Fund’s net income available for investment or distribution to its shareholders. In addition, all distributions from earnings and profits, including any net

long-term capital gains, would be taxable to shareholders as ordinary income. Some portions of such distributions might be eligible for the dividends-received deduction in the case of corporate shareholders or to be treated as “qualified dividend income” in the case of individual shareholders. The Fund also could be required to recognize unrealized gains, pay substantial taxes and interest and make substantial distributions before requalifying as a RIC that is accorded special tax treatment.

The tax rules applicable to certain derivative instruments in which a Fund may invest are uncertain under current law, including the provisions applicable to RICs under Subchapter M of the Code. For instance, the timing and character of income or gains arising from certain derivatives can be uncertain, including for purposes of the RIC qualification requirements under Subchapter M. Accordingly, while each Fund intends to account for such transactions in a manner it deems to be appropriate, an adverse determination or future guidance by the IRS with respect to one or more of these rules (which determination or guidance could be retroactive) may adversely affect a Fund’s ability to meet one or more of the relevant requirements to maintain its qualification as a RIC, as well as to avoid Fund-level taxes.

Certain of a Fund’s investment practices, including entering into futures, options and other derivative transactions, short sales, and its hedging activities, generally, as well as a Fund’s investments in certain types of securities, including certain preferred stock, debt obligations issued or purchased at a discount and foreign debt securities may be subject to special and complex U.S. federal income tax provisions that may, among other things: (i) disallow, suspend or otherwise limit the allowance of certain losses or deductions; (ii) convert lower taxed long-term capital gain or “qualified dividend income” into higher taxed short-term capital gain or ordinary income; (iii) accelerate the recognition of income; (iv) convert short-term losses into long-term losses; (v) cause the Fund to recognize income or gain without a corresponding receipt of cash; (vi) adversely affect the time as to when a purchase or sale of stock or other securities is deemed to occur; (vii) cause adjustments in the holding periods of the Fund’s securities; or (viii) otherwise adversely alter the characterization of certain complex financial transactions. These U.S. federal income tax provisions could therefore affect the amount, timing and/or character of distributions to Fund shareholders. In particular, a substantial portion of Opportunistic Credit Fund’s investments in loans and other debt obligations will be treated as having “market discount” and/or “original issue discount” for U.S. federal income tax purposes, which, in some cases, could be significant, and could cause the Funds to recognize income in respect of these investments before, or without receiving, cash representing such income. Each Fund intends to monitor its

transactions, may make certain tax elections, and may be required to, among other things, dispose of securities (including at a time when it is not advantageous to do so) to mitigate the effect of these provisions, prevent the Fund's disqualification as a RIC, or avoid incurring Fund-level U.S. federal income and/or excise tax.

Investments in below investment grade loans and other debt obligations that are at risk of or in default present special tax issues for a Fund. Tax rules are not entirely clear about issues such as whether and to what extent a Fund should recognize market discount on a distressed debt obligation, when a Fund may cease to accrue interest, original issue discount or market discount, when and to what extent a Fund may take deductions for bad debts or worthless securities and how a Fund should allocate payments received on obligations in default between principal and income. These and other related issues will be addressed by each Fund as necessary, in order to seek to ensure that it distributes sufficient income to preserve its status as a RIC and that it does not become subject to Fund-level U.S. federal income and/or excise taxes.

Special tax rules may change the treatment of gains and losses recognized by a Fund when the Fund invests in certain foreign debt securities or engages in certain foreign currency transactions. The application of these special rules may also affect the timing, amount or character of distributions made by a Fund. Interest and other income, as well as gain or proceeds received by the Fund from investments in foreign securities may be subject to withholding and other taxes imposed by foreign countries. Tax treaties between the U.S. and other countries may reduce or eliminate such taxes. Foreign withholding and other taxes paid by a Fund will reduce the return from the Fund's investments. Under some circumstances, a Fund may be eligible to make a special election that generally will require you to include in income your share of any foreign income taxes paid by the Fund or by certain underlying investment companies in which the Fund invests. You may be able either to deduct this amount from your income or claim it as a foreign tax credit. There is no assurance that a Fund will make this special election for a taxable year even if it is eligible to do so. The Long/Short Equity Fund, Long/Short Healthcare Fund and Opportunistic Credit Fund do not expect that they will be eligible to elect to treat any foreign taxes they paid as paid by their shareholders, who therefore will not be entitled to credits or deductions for such taxes on their own returns.

Dividends paid to you by a Fund from net capital gain realized by the Fund (that is, the excess of any net long-term capital gain over net short-term capital loss, in each case with reference to any loss carryforwards) that the Fund properly reports as capital gain dividends ("capital gain dividends") generally are treated as long-term capital gain includible in net capital gain and taxable to individuals at reduced rates,

regardless of how long you have held your shares.

Distributions of investment income reported by a Fund as derived from "qualified dividend income" will be taxed in the hands of individuals at the rates applicable to net capital gains, provided holding periods and other requirements are met at both the shareholder and Fund level. All other dividends paid to you by a Fund (including dividends from short-term capital gain (that is, the excess of any net short-term capital gain over any net long-term capital loss)) from its current or accumulated earnings and profits generally are taxable to you as ordinary income.

A 3.8% Medicare contribution tax is imposed on the net investment income of certain individuals, trusts and estates to the extent their income exceeds certain threshold amounts. Net investment income generally includes for this purpose dividends paid by a Fund, including any capital gain dividends, and net gains recognized on the taxable sale, redemption or exchange of shares of a Fund. Shareholders are advised to consult their tax advisors regarding the possible implications of this additional tax on their investment in a Fund.

To the extent that the amount of a Fund's total distributions exceed the Fund's current and accumulated earnings and profits for a taxable year, the excess will generally be treated as a tax-free return of capital up to the amount of your tax basis in the shares. The amount treated as a tax-free return of capital will reduce your tax basis in the shares, thereby increasing the amount of gain or reducing the amount of loss on a subsequent sale of the shares. Any amounts distributed to you in excess of your tax basis in the shares will be taxable to you as capital gain. Any such capital gain will be long-term capital gain includible in net capital gain if you have held the applicable Fund shares for more than one year.

Dividends and other taxable distributions are taxable to you as described herein, whether you receive them in cash or reinvest them in additional shares. Dividends and other distributions paid by a Fund generally are treated as received by you at the time the dividend or distribution is made. If, however, a Fund pays you a dividend in January that was declared in the previous October, November or December and you were a shareholder of record on a specified record date in one of those months, then such dividend will be treated for tax purposes as having been paid by the Fund and received by you on December 31 of the year in which the dividend was declared.

The price of shares purchased at any time may reflect the amount of a forthcoming dividend or other distribution. If you purchase shares just prior to a dividend, you may receive a distribution that is taxable to you even though it represents in part a return of your invested capital.

Taxation

Each Fund (or your broker or other financial intermediary through which you own your shares) will send you information after the end of each calendar year setting forth the amount and tax status of any dividends or other distributions paid to you by the Fund. Dividends and other distributions may also be subject to state, local and other taxes.

If you sell, exchange or otherwise dispose of any of your shares of a Fund (including (i) exchanging them for shares of another eligible fund (but not for shares of another class of the same Fund in a Same-Fund Exchange) as described in “Exchange of Shares” above or (ii) through a redemption) you will generally recognize a gain or loss in an amount equal to the difference between your tax basis in such shares of the Fund and the amount you receive upon disposition of such shares. If you hold your shares as capital assets, any such gain or loss will be long-term capital gain or loss if you have held (or are treated as having held) such shares for more than one year at the time of sale. All or a portion of any loss you realize on a taxable sale or exchange of your shares of a Fund will be disallowed if you acquire other shares of the same Fund (whether through the automatic reinvestment of dividends or otherwise) within a 61-day period beginning 30 days before and ending 30 days after your sale or exchange of the shares. In such case, the basis of the shares acquired will be adjusted to reflect the disallowed loss.

In addition, any loss realized upon a taxable sale or exchange of Fund shares held (or deemed held) by you for six months or less will be treated as long-term, rather than short-term, to the extent of any capital gain dividends received (or deemed received) by you with respect to those shares. Present law taxes both long-term and short-term capital gains of corporations at the rates applicable to ordinary income.

A Fund (or, if Fund shares are purchased through a Financial Advisor, the Financial Advisor) may be required to withhold, for U.S. federal backup withholding tax purposes, a portion of the dividends, distributions and redemption proceeds payable to you if: (i) you fail to provide the Fund (or Financial Advisor) with your correct taxpayer identification number (in the case of an individual, generally, such individual’s social security number) or to make the required certification; or (ii) the Fund (or Financial Advisor) has been notified by the IRS that you are subject to backup withholding. Certain shareholders are exempt from backup withholding. Backup withholding is not an additional tax and any amount withheld may be refunded or credited against your U.S. federal income tax liability, if any, provided that you furnish the required information to the IRS.

THE FOREGOING IS A GENERAL AND ABBREVIATED SUMMARY OF THE PROVISIONS OF THE CODE AND THE TREASURY REGULATIONS IN EFFECT AS THEY DIRECTLY GOVERN THE

TAXATION OF EACH FUND AND ITS SHAREHOLDERS. THESE PROVISIONS ARE SUBJECT TO CHANGE BY LEGISLATIVE OR ADMINISTRATIVE ACTION, AND ANY SUCH CHANGE MAY BE RETROACTIVE. A MORE COMPLETE DISCUSSION OF THE TAX RULES APPLICABLE TO EACH FUND CAN BE FOUND IN THE STATEMENT OF ADDITIONAL INFORMATION, WHICH IS INCORPORATED BY REFERENCE INTO THIS PROSPECTUS. SHAREHOLDERS ARE URGED TO CONSULT THEIR TAX ADVISERS REGARDING SPECIFIC QUESTIONS AS TO U.S. FEDERAL, STATE, LOCAL AND FOREIGN INCOME OR OTHER TAXES.

Financial Highlights

The financial highlights tables that follow are intended to help you understand each Fund's financial performance for the fiscal year or periods ended June 30.

Certain information reflects the financial results for a single Fund share. The total returns in the tables represent the rate that an investor would have earned or lost on an investment in the Fund (assuming reinvestment of all dividends and distributions). This information for the years ended June 30, 2019 and June 30, 2015 have been audited by PricewaterhouseCoopers LLP ("PwC"), whose report, along with each Fund's financial statements, are included in the Funds' annual report, which is available upon request. The information for the years ended June 30, 2018, 2017, and 2016, have been audited and reported on by another independent registered public accounting firm. As of August 14, 2019, PwC, an independent registered public accounting firm located at 2121 N. Pearl Street, Suite 2000, Dallas, TX 75201, serves as independent registered public accounting firm to the Funds.

The Opportunistic Credit Fund commenced operations on July 1, 2014, upon the reorganization of the HSSF Predecessor Fund into the Fund. With the reorganization, the Opportunistic Credit Fund assumed the financial and performance history of the HSSF Predecessor Fund. The information in the Financial Highlights tables for the Opportunistic Credit Fund for the periods audited prior to July 1, 2014 is based on the financial information of the HSSF Predecessor Fund, which has been audited and reported on by another independent registered public accounting firm.

Effective August 19, 2016, the Merger Arbitrage Fund registered as an open-end investment company under the 1940 Act. Financial highlights are therefore not available for periods prior to August 19, 2016.

Financial Highlights

Highland Long/Short Equity Fund, Class A

Selected data for a share outstanding throughout each period is as follows:

	For the Years Ended June 30,				
	2019	2018	2017	2016	2015
Net Asset Value, Beginning of Period	\$ 12.38	\$ 11.80	\$ 10.95	\$ 11.98	\$ 12.18
Income from Investment Operations:					
Net investment loss ^(a)	(0.14)	(0.18)	(0.18)	(0.18)	(0.20)
Redemption fees added to paid-in capital	—	—	—	—	—
Net realized and unrealized gain/(loss)	(0.22)	1.09	1.03	(0.40)	0.48
Total from investment operations	(0.36)	0.91	0.85	(0.58)	0.28
Less Distributions Declared to Shareholders:					
From net realized gains	(1.03)	(0.33)	—	(0.45)	(0.48)
Total distributions declared to shareholders	(1.03)	(0.33)	—	(0.45)	(0.48)
Net Asset Value, End of Period^(b)	\$ 10.99	\$ 12.38	\$ 11.80	\$ 10.95	\$ 11.98
Total Return ^{(b)(c)}	(1.89)%	7.77%	7.76%	(4.99)%	2.45%
Ratios to Average Net Assets^{(d)(e)}/Supplemental Data:					
Net assets, end of period (in 000's)	\$15,872	\$24,514	\$32,163	\$40,219	\$76,813
Gross operating expenses ^(f)	4.34%	4.06%	3.89%	3.62%	3.58%
Net investment loss	(1.24)%	(1.43)%	(1.64)%	(1.56)%	(1.63)%
Portfolio turnover rate	252%	247%	404%	457%	414%

^(a) Per share data was calculated using average shares outstanding during the period.

^(b) The Net Asset Value per share and total return have been calculated based on net assets which include adjustments made in accordance with U.S. Generally Accepted Accounting Principles required at period end for financial reporting purposes. These figures do not necessarily reflect the Net Asset Value per share or total return experienced by the shareholder at period end.

^(c) Total return is at net asset value assuming all distributions are reinvested and no initial sales charge or CDSC. For periods with waivers/reimbursements, had the Fund's investment adviser not waived or reimbursed a portion of expenses, total return would have been lower.

^(d) All ratios for the period have been annualized, unless otherwise indicated.

^(e) Includes dividends and fees on securities sold short.

^(f) Supplemental expense ratios are shown below:

	For the Years Ended June 30,				
	2019	2018	2017	2016	2015
Net operating expenses (net of waiver/reimbursement, if applicable, but gross of all other operating expenses)	3.05%	2.81%	2.64%	2.37%	2.33%
Interest expense and commitment fees	0.49%	0.30%	0.01%	0.02%	0.07%
Dividends and fees on securities sold short	0.66%	0.71%	0.80%	0.57%	0.49%

Financial Highlights

Highland Long/Short Equity Fund, Class C

Selected data for a share outstanding throughout each period is as follows:

	For the Years Ended June 30,				
	2019	2018	2017	2016	2015
Net Asset Value, Beginning of Period	\$ 11.43	\$ 10.98	\$ 10.25	\$ 11.32	\$ 11.62
Income from Investment Operations:					
Net investment loss ^(a)	(0.20)	(0.24)	(0.24)	(0.23)	(0.26)
Redemption fees added to paid-in capital	—	—	—	—	—
Net realized and unrealized gain/(loss)	<u>(0.22)</u>	<u>1.02</u>	<u>0.97</u>	<u>(0.39)</u>	<u>0.44</u>
Total from investment operations	(0.42)	0.78	0.73	(0.62)	0.18
Less Distributions Declared to Shareholders:					
From net realized gains	<u>(1.03)</u>	<u>(0.33)</u>	<u>—</u>	<u>(0.45)</u>	<u>(0.48)</u>
Total distributions declared to shareholders	(1.03)	(0.33)	—	(0.45)	(0.48)
Net Asset Value, End of Period^(b)	\$ 9.98	\$ 11.43	\$ 10.98	\$ 10.25	\$ 11.32
Total Return ^{(b)(c)}	(2.53)%	7.16%	7.12%	(5.65)%	1.69%
Ratios to Average Net Assets^{(d)(e)}/Supplemental Data:					
Net assets, end of period (in 000's)	\$12,856	\$20,796	\$26,263	\$50,006	\$55,639
Gross operating expenses ^(f)	4.99%	4.71%	4.51%	4.27%	4.28%
Net investment (loss)	(1.91)%	(2.10)%	(2.31)%	(2.20)%	(2.27)%
Portfolio turnover rate	252%	247%	404%	457%	414%

^(a) Per share data was calculated using average shares outstanding during the period.

^(b) The Net Asset Value per share and total return have been calculated based on net assets which include adjustments made in accordance with U.S. Generally Accepted Accounting Principles required at period end for financial reporting purposes. These figures do not necessarily reflect the Net Asset Value per share or total return experienced by the shareholder at period end.

^(c) Total return is at net asset value assuming all distributions are reinvested and no initial sales charge or CDSC. For periods with waivers/reimbursements, had the Fund's investment adviser not waived or reimbursed a portion of expenses, total return would have been lower.

^(d) All ratios for the period have been annualized, unless otherwise indicated.

^(e) Includes dividends and fees on securities sold short.

^(f) Supplemental expense ratios are shown below:

	For the Years Ended June 30,				
	2019	2018	2017	2016	2015
Net operating expenses (net of waiver/reimbursement, if applicable, but gross of all other operating expenses)	3.69%	3.46%	3.26%	3.02%	3.03%
Interest expense and commitment fees	0.49%	0.30%	0.01%	0.01%	0.07%
Dividends and fees on securities sold short	0.66%	0.72%	0.77%	0.57%	0.54%

Financial Highlights

Highland Long/Short Equity Fund, Class Z

Selected data for a share outstanding throughout each period is as follows:

	For the Years Ended June 30,				
	2019	2018	2017	2016	2015
Net Asset Value, Beginning of Period	\$ 12.94	\$ 12.27	\$ 11.34	\$ 12.35	\$ 12.51
Income from Investment Operations:					
Net investment (loss) ^(a)	(0.11)	(0.14)	(0.15)	(0.14)	(0.16)
Redemption fees added to paid-in capital	—	—	—	—	—
Net realized and unrealized gain/(loss)	<u>(0.25)</u>	<u>1.14</u>	<u>1.08</u>	<u>(0.42)</u>	<u>0.48</u>
Total from investment operations	(0.36)	1.00	0.93	(0.56)	0.32
Less Distributions Declared to Shareholders:					
From net realized gains	<u>(1.03)</u>	<u>(0.33)</u>	<u>—</u>	<u>(0.45)</u>	<u>(0.48)</u>
Total distributions declared to shareholders	(1.03)	(0.33)	—	(0.45)	(0.48)
Net Asset Value, End of Period^(b)	\$ 11.55	\$ 12.94	\$ 12.27	\$ 11.34	\$ 12.35
Total return ^{(b)(c)}	(1.73)%	8.22%	8.20%	(4.67)%	2.71%
Ratios to Average Net Assets^{(d)(e)}/Supplemental Data:					
Net assets, end of period (in 000's)	\$123,316	\$312,646	\$335,493	\$570,998	\$724,250
Gross operating expenses ^(f)	3.99%	3.71%	3.51%	3.27%	3.28%
Net investment (loss)	(0.89)%	(1.12)%	(1.31)%	(1.20)%	(1.27)%
Portfolio turnover rate	252%	247%	404%	457%	414%

^(a) Per share data was calculated using average shares outstanding during the period.

^(b) The Net Asset Value per share and total return have been calculated based on net assets which include adjustments made in accordance with U.S. Generally Accepted Accounting Principles required at period end for financial reporting purposes. These figures do not necessarily reflect the Net Asset Value per share or total return experienced by the shareholder at period end.

^(c) Total return is at net asset value assuming all distributions are reinvested and no initial sales charge or CDSC. For periods with waivers/reimbursements, had the Fund's investment adviser not waived or reimbursed a portion of expenses, total return would have been lower.

^(d) All ratios for the period have been annualized, unless otherwise indicated.

^(e) Includes dividends and fees on securities sold short.

^(f) Supplemental expense ratios are shown below:

	For the Years Ended June 30,				
	2019	2018	2017	2016	2015
Net operating expenses (net of waiver/reimbursement, if applicable, but gross of all other operating expenses)	2.71%	2.46%	2.26%	2.02%	2.03%
Interest expense and commitment fees	0.49%	0.30%	0.01%	0.01%	0.07%
Dividends and fees on securities sold short	0.66%	0.72%	0.77%	0.57%	0.54%

Financial Highlights

Highland Long/Short Healthcare Fund, Class A

Selected data for a share outstanding throughout each period is as follows:

	For the Years Ended June 30,				
	2019	2018	2017	2016	2015
Net Asset Value, Beginning of Period	\$ 12.96	\$ 11.61	\$ 11.50	\$ 16.22	\$ 15.07
Income from Investment Operations:					
Net investment loss ^(a)	(0.16)	(0.21)	(0.21)	(0.28)	(0.32)
Redemption fees added to paid-in capital	—	—	—	—	—
Net realized and unrealized gain/(loss) ^(a)	1.31	1.62	0.32	(3.86)	2.15
Total from investment operations	1.15	1.41	0.11	(4.14)	1.83
Less Distributions Declared to Shareholders:					
From net investment income	—	(0.06)	—	—	—
From net realized gains	—	—	—	(0.58)	(0.68)
Total distributions declared to shareholders	—	(0.06)	—	(0.58)	(0.68)
Net Asset Value, End of Period^(b)	\$ 14.11	\$ 12.96	\$ 11.61	\$ 11.50	\$ 16.22
Total Return ^{(b)(c)}	8.71%	12.23%	0.96%	(26.03)%	12.71%
Ratios to Average Net Assets^{(d)(e)}/Supplemental Data:					
Net assets, end of period (in 000's)	\$11,788	\$16,573	\$30,967	\$83,952	\$179,486
Gross operating expenses ^(f)	2.24%	2.62%	2.72%	2.70%	2.55%
Net investment loss	(1.11)%	(1.79)%	(1.82)%	(2.01)%	(2.09)%
Portfolio turnover rate	191%	489%	964%	901%	409%

^(a) Per share data was calculated using average shares outstanding during the period.

^(b) The Net Asset Value per share and total return have been calculated based on net assets which include adjustments made in accordance with U.S. Generally Accepted Accounting Principles required at period end for financial reporting purposes. These figures do not necessarily reflect the Net Asset Value per share or total return experienced by the shareholder at period end.

^(c) Total return is at net asset value assuming all distributions are reinvested and no initial sales charge or CDSC. For periods with waivers/reimbursements, had the Fund's investment adviser not waived or reimbursed a portion of expenses, total return would have been lower.

^(d) All ratios for the period have been annualized, unless otherwise indicated.

^(e) Includes dividends and fees on securities sold short.

^(f) Supplemental expense ratios are shown below:

	For the Years Ended June 30,				
	2019	2018	2017	2016	2015
Net operating expenses (net of waiver/reimbursement, if applicable, but gross of all other operating expenses)	2.24%	2.62%	2.72%	2.70%	2.55%
Interest expense and commitment fees	0.04%	0.32%	0.01%	—	—
Dividends and fees on securities sold short	0.05%	0.19%	0.70%	0.85%	0.77%

Financial Highlights

Highland Long/Short Healthcare Fund, Class C

Selected data for a share outstanding throughout each period is as follows:

	For the Years Ended June 30,				
	2019	2018	2017	2016	2015
Net Asset Value, Beginning of Period	\$ 12.19	\$ 10.94	\$ 10.90	\$ 15.48	\$ 14.50
Income from Investment Operations:					
Net investment loss ^(a)	(0.23)	(0.27)	(0.27)	(0.34)	(0.42)
Redemption fees added to paid-in capital	—	—	—	—	—
Net realized and unrealized gain/(loss) ^(a)	1.23	1.52	0.31	(3.66)	2.08
Total from investment operations	1.00	1.25	0.04	(4.00)	1.66
Less Distributions Declared to Shareholders:					
From net realized gains	—	—	—	(0.58)	(0.68)
Total distributions declared to shareholders	—	—	—	(0.58)	(0.68)
Net Asset Value, End of Period^(b)	\$ 13.19	\$ 12.19	\$ 10.94	\$ 10.90	\$ 15.48
Total Return ^{(b)(c)}	8.03%	11.43%	0.37%	(26.37)%	12.02%
Ratios to Average Net Assets^{(d)(e)}/Supplemental Data:					
Net assets, end of period (in 000's)	\$11,157	\$13,300	\$22,805	\$55,381	\$83,971
Gross operating expenses ^(f)	2.89%	3.28%	3.37%	3.38%	3.29%
Net investment (loss)	(1.74)%	(2.45)%	(2.47)%	(2.66)%	(2.81)%
Portfolio turnover rate	191%	489%	964%	901%	409%

^(a) Per share data was calculated using average shares outstanding during the period.

^(b) The Net Asset Value per share and total return have been calculated based on net assets which include adjustments made in accordance with U.S. Generally Accepted Accounting Principles required at period end for financial reporting purposes. These figures do not necessarily reflect the Net Asset Value per share or total return experienced by the shareholder at period end.

^(c) Total return is at net asset value assuming all distributions are reinvested and no initial sales charge or CDSC. For periods with waivers/reimbursements, had the Fund's investment adviser not waived or reimbursed a portion of expenses, total return would have been lower.

^(d) All ratios for the period have been annualized, unless otherwise indicated.

^(e) Includes dividends and fees on securities sold short.

^(f) Supplemental expense ratios are shown below:

	For the Years Ended June 30,				
	2019	2018	2017	2016	2015
Net operating expenses (net of waiver/reimbursement, if applicable, but gross of all other operating expenses)	2.89%	3.28%	3.37%	3.38%	3.29%
Interest expense and commitment fees	0.04%	0.32%	0.01%	—	0.01%
Dividends and fees on securities sold short	0.05%	0.20%	0.70%	0.87%	0.84%

Financial Highlights

Highland Long/Short Healthcare Fund, Class Z

Selected data for a share outstanding throughout each period is as follows:

	For the Years Ended June 30,				
	2019	2018	2017	2016	2015
Net Asset Value, Beginning of Period	\$ 13.41	\$ 12.04	\$ 11.87	\$ 16.66	\$ 15.40
Income from Investment Operations:					
Net investment (loss) ^(a)	(0.10)	(0.19)	(0.18)	(0.23)	(0.30)
Redemption fees added to paid-in capital	—	—	—	—	—
Net realized and unrealized gain/(loss) ^(a)	1.34	1.69	0.35	(3.98)	2.24
Total from investment operations	1.24	1.50	0.17	(4.21)	1.94
Less Distributions Declared to Shareholders:					
From net investment income	—	(0.13)	—	—	—
From net realized gains	—	—	—	(0.58)	(0.68)
Total distributions declared to shareholders	—	(0.13)	—	(0.58)	(0.68)
Net Asset Value, End of Period^(b)	\$ 14.65	\$ 13.41	\$ 12.04	\$ 11.87	\$ 16.66
Total return ^{(b)(c)}	9.09%	12.58%	1.43%	(25.75)%	13.16%
Ratios to Average Net Assets^{(d)(e)}/Supplemental Data:					
Net assets, end of period (in 000's)	\$21,244	\$26,677	\$53,839	\$158,854	\$454,021
Gross operating expenses ^(f)	1.89%	2.34%	2.38%	2.32%	2.41%
Net investment (loss)	(0.69)%	(1.52)%	(1.49)%	(1.62)%	(1.90)%
Portfolio turnover rate	191%	489%	964%	901%	409%

^(a) Per share data was calculated using average shares outstanding during the period.

^(b) The Net Asset Value per share and total return have been calculated based on net assets which include adjustments made in accordance with U.S. Generally Accepted Accounting Principles required at period end for financial reporting purposes. These figures do not necessarily reflect the Net Asset Value per share or total return experienced by the shareholder at period end.

^(c) Total return is at net asset value assuming all distributions are reinvested and no initial sales charge or CDSC. For periods with waivers/reimbursements, had the Fund's investment adviser not waived or reimbursed a portion of expenses, total return would have been lower.

^(d) All ratios for the period have been annualized, unless otherwise indicated.

^(e) Includes dividends and fees on securities sold short.

^(f) Supplemental expense ratios are shown below:

	For the Years Ended June 30,				
	2019	2018	2017	2016	2015
Net operating expenses (net of waiver/reimbursement, if applicable, but gross of all other operating expenses)	1.89%	2.34%	2.38%	2.32%	2.41%
Interest expense and commitment fees	0.04%	0.32%	0.01%	—	0.01%
Dividends and fees on securities sold short	0.05%	0.26%	0.70%	0.82%	0.96%

Financial Highlights

Highland Merger Arbitrage Fund, Class A

Selected data for a share outstanding throughout each period is as follows:

	For the Years Ended June 30,		For the Six Months Ended June 30, 2017	For the Period Ended December 31, 2016 ^(b)
	2019	2018 ^(a)		
Net Asset Value, Beginning of Period	\$20.75	\$21.65	\$20.53	\$20.00
Income from Investment Operations:				
Net investment income/(loss) ^(c)	0.62	(0.20)	0.24	(0.22)
Net realized and unrealized gain/(loss)	<u>0.47</u>	<u>0.70</u>	<u>0.88</u>	<u>0.75</u>
Total from investment operations	1.09	0.50	1.12	0.53
Less Distributions Declared to Shareholders:				
From net investment income	(1.63)	(1.07)	—	—
From net realized gains	(0.71)	(0.33)	—	— ^(d)
From return of capital	<u>(1.01)</u>	<u>—</u>	<u>—</u>	<u>—</u>
Total distributions declared to shareholders	(3.35)	(1.40)	—	— ^(d)
Net Asset Value, End of Period^(e)	\$18.49	\$20.75	\$21.65	\$20.53
Total Return ^{(e)(f)(g)}	5.72%	2.53%	5.46%	2.66%
Ratios to Average Net Assets^{(h)(i)}/Supplemental Data:				
Net assets, end of period (in 000's)	\$1,141	\$1,019	\$1,661	\$ 121
Gross operating expenses ^(j)	5.31%	4.77%	6.40%	7.16%
Net investment income/(loss)	3.20%	(0.98)%	2.30%	(3.00)%
Portfolio turnover rate ^(g)	712%	401%	233%	718%

^(a) For the year ended December 31, 2017, the Highland Merger Arbitrage Fund had a fiscal year end change from December 31 to June 30.

^(b) Class commenced operations on August 19, 2016.

^(c) Net investment income (loss) per share was calculated using average shares outstanding during the period.

^(d) Represents less than \$0.005 per share.

^(e) The Net Asset Value per share and total return have been calculated based on net assets which include adjustments made in accordance with U.S. Generally Accepted Accounting Principles required at period end for financial reporting purposes. These figures do not necessarily reflect the Net Asset Value per share or total return experienced by the shareholder at period end.

^(f) Total return is at net asset value assuming all distributions are reinvested and no initial sales charge or CDSC. For periods with waivers/reimbursements, had the Fund's investment adviser not waived or reimbursed a portion of expenses, total return would have been lower.

^(g) Not annualized.

^(h) All ratios for the period have been annualized, unless otherwise indicated.

⁽ⁱ⁾ Includes dividends and fees on securities sold short.

^(j) Supplemental expense ratios are shown below:

	For the Years Ended June 30,		For the Six Months Ended June 30, 2017	For the Period Ended December 31, 2016 ^(b)
	2019	2018 ^(a)		
Net operating expenses (net of waiver/reimbursement, if applicable, but gross of all other operating expenses)	4.45%	3.97%	5.05%	4.62%
Interest expense and commitment fees	0.73%	0.65%	—	1.60%
Dividends and fees on securities sold short	2.01%	1.38%	3.19%	1.14%

Financial Highlights

Highland Merger Arbitrage Fund, Class C

Selected data for a share outstanding throughout each period is as follows:

	For the Years Ended June 30,		For the Six Months Ended June 30, 2017	For the Period Ended December 31, 2016 ^(b)
	2019	2018 ^(a)		
Net Asset Value, Beginning of Period	\$20.65	\$21.52	\$20.48	\$20.00
Income from Investment Operations:				
Net investment income/(loss) ^(c)	0.56	(0.39)	0.05	(0.28)
Net realized and unrealized gain	<u>0.39</u>	<u>0.77</u>	<u>0.99</u>	<u>0.76</u>
Total from investment operations	0.95	0.38	1.04	0.48
Less Distributions Declared to Shareholders:				
From net investment income	(1.56)	(0.92)	—	—
From net realized gains	(0.71)	(0.33)	—	— ^(d)
From return of capital	<u>(0.97)</u>	<u>—</u>	<u>—</u>	<u>—</u>
Total distributions declared to shareholders	(3.24)	(1.25)	—	— ^(d)
Net Asset Value, End of Period^(e)	\$18.36	\$20.65	\$21.52	\$20.48
Total Return ^{(e)(f)(g)}	5.00%	1.95%	5.08%	2.41%
Ratios to Average Net Assets^{(h)(i)}/Supplemental Data:				
Net assets, end of period (in 000's)	\$ 999	\$1,321	\$1,094	\$ 96
Gross operating expenses ⁽ⁱ⁾	5.90%	5.51%	7.28%	8.15%
Net investment income/(loss)	2.88%	(1.88)%	0.47%	(3.93)%
Portfolio turnover rate ^(g)	712%	401%	233%	718%

^(a) For the year ended December 31, 2017, the Highland Merger Arbitrage Fund had a fiscal year end change from December 31 to June 30.

^(b) Commenced operations on August 19, 2016.

^(c) Net investment income (loss) per share was calculated using average shares outstanding during the period.

^(d) Represents less than \$0.005 per share.

^(e) The Net Asset Value per share and total return have been calculated based on net assets which include adjustments made in accordance with U.S. Generally Accepted Accounting Principles required at period end for financial reporting purposes. These figures do not necessarily reflect the Net Asset Value per share or total return experienced by the shareholder at period end.

^(f) Total return is at net asset value assuming all distributions are reinvested and no initial sales charge or CDSC. For periods with waivers/reimbursements, had the Fund's investment adviser not waived or reimbursed a portion of expenses, total return would have been lower.

^(g) Not annualized.

^(h) All ratios for the period have been annualized, unless otherwise indicated.

⁽ⁱ⁾ Includes dividends and fees on securities sold short.

^(j) Supplemental expense ratios are shown below:

	For the Years Ended June 30,		For the Six Months Ended June 30, 2017	For the Period Ended December 31, 2016 ^(b)
	2019	2018 ^(a)		
Net operating expenses (net of waiver/reimbursement, if applicable, but gross of all other operating expenses)	5.13%	4.72%	5.95%	5.62%
Interest expense and commitment fees	0.73%	0.65%	—	1.39%
Dividends and fees on securities sold short	2.01%	1.53%	3.47%	1.69%

Financial Highlights

Highland Merger Arbitrage Fund, Class Z

Selected data for a share outstanding throughout each period is as follows:

	For the Years Ended June 30,		For the Six Months Ended June 30, 2017	For the Period Ended December 31, 2016 ^(b)
	2019	2018 ^(a)		
Net Asset Value, Beginning of Period	\$ 20.95	\$ 21.76	\$ 20.60	\$ 20.05
Income from Investment Operations:				
Net investment income/(loss) ^(c)	0.86	(0.18)	0.19	(0.12)
Net realized and unrealized gain	<u>0.30</u>	<u>0.77</u>	<u>0.97</u>	<u>0.67</u>
Total from investment operations	1.16	0.59	1.16	0.55
Less Distributions Declared to Shareholders:				
From net investment income	(1.70)	(1.07)	—	—
From net realized gains	(0.71)	(0.33)	—	— ^(d)
From return of capital	<u>(1.05)</u>	<u>—</u>	<u>—</u>	<u>—</u>
Total distributions declared to shareholders	(3.46)	(1.40)	—	— ^(d)
Net Asset Value, End of Period^(e)	\$ 18.65	\$ 20.95	\$ 21.76	\$ 20.60
Total return ^{(e)(f)(g)}	6.07%	2.93%	5.63%	2.76%
Ratios to Average Net Assets^(h)/Supplemental Data:				
Net assets, end of period (in 000's)	\$27,187	\$36,130	\$27,291	\$22,393
Gross operating expenses ⁽ⁱ⁾	4.99%	4.59%	6.11%	6.04%
Net investment income/(loss)	4.30%	(0.88)%	1.84%	(1.68)%
Portfolio turnover rate ^(g)	712%	401%	233%	718%

^(a) For the year ended December 31, 2017, the Highland Merger Arbitrage Fund had a fiscal year end change from December 31 to June 30.

^(b) Commenced operations on August 19, 2016.

^(c) Net investment income (loss) per share was calculated using average shares outstanding during the period.

^(d) Represents less than \$0.005 per share.

^(e) The Net Asset Value per share and total return have been calculated based on net assets which include adjustments made in accordance with U.S. Generally Accepted Accounting Principles required at period end for financial reporting purposes. These figures do not necessarily reflect the Net Asset Value per share or total return experienced by the shareholder at period end.

^(f) Total return is at net asset value assuming all distributions are reinvested and no initial sales charge or CDSC. For periods with waivers/reimbursements, had the Fund's investment adviser not waived or reimbursed a portion of expenses, total return would have been lower.

^(g) Not annualized.

^(h) All ratios for the period have been annualized, unless otherwise indicated.

⁽ⁱ⁾ Supplemental expense ratios are shown below:

	For the Years Ended June 30,		For the Six Months Ended June 30, 2017	For the Period Ended December 31, 2016 ^(b)
	2019	2018 ^(a)		
Net operating expenses (net of waiver/reimbursement, if applicable, but gross of all other operating expenses)	4.25%	3.80%	4.75%	3.50%
Interest expense and commitment fees	0.73%	0.65%	—	0.84%
Dividends and fees on securities sold short	2.01%	1.63%	3.22%	1.14%

Financial Highlights

Highland Opportunistic Credit Fund, Class A

Selected data for a share outstanding throughout each period is as follows:

	For the Years Ended June 30,				
	2019	2018	2017	2016	2015*
Net Asset Value, Beginning of Period	\$ 4.36	\$ 4.22	\$ 3.73	\$ 5.30	\$ 6.22
Income from Investment Operations:					
Net investment income ^(a)	0.21	0.30	0.38	0.53	0.24
Net realized and unrealized gain/(loss)	<u>(0.38)</u>	<u>0.11</u>	<u>0.48</u>	<u>(1.59)</u>	<u>(0.93)</u>
Total from investment operations	(0.17)	0.41	0.86	(1.06)	(0.69)
Less Distributions Declared to Shareholders:					
From net investment income	(0.15)	(0.27)	(0.37)	(0.51)	(0.23)
From return of capital	<u>—</u>	<u>(0.00)^(b)</u>	<u>—</u>	<u>—</u>	<u>—</u>
Total distributions declared to shareholders	(0.15)	(0.27)	(0.37)	(0.51)	(0.23)
Net Asset Value, End of Period^(c)	\$ 4.04	\$ 4.36	\$ 4.22	\$ 3.73	\$ 5.30
Total Return ^{(c)(d)}	(4.07)%	10.21%	23.79%	(19.68)%	(11.14)% ^(e)
Ratios to Average Net Assets^(f)/Supplemental Data:					
Net assets, end of period (in 000's)	\$3,876	\$4,754	\$8,527	\$ 5,149	\$ 7,730
Gross operating expenses ^(g)	2.49%	1.74%	1.94%	2.14%	2.30%
Net investment income	4.88%	7.01%	9.15%	13.06%	4.43%
Portfolio turnover rate	23%	42%	113%	83%	41% ^(e)

* Effective July 1, 2014, the Highland Opportunistic Credit Fund changed its fiscal year end from December 31 to June 30. Class A shares commenced operations on July 1, 2014.

^(a) Per share data was calculated using average shares outstanding during the period.

^(b) Represents less than \$0.005 per share.

^(c) The Net Asset Value per share and total return have been calculated based on net assets which include adjustments made in accordance with U.S. Generally Accepted Accounting Principles required at period end for financial reporting purposes. These figures do not necessarily reflect the Net Asset Value per share or total return experienced by the shareholder at period end.

^(d) Total return is at net asset value assuming all distributions are reinvested and no initial sales charge or CDSC. For periods with waivers/reimbursements, had the Fund's investment adviser not waived or reimbursed a portion of expenses, total return would have been lower.

^(e) Not annualized.

^(f) All ratios for the period have been annualized, unless otherwise indicated.

^(g) Supplemental expense ratios are shown below:

	For the Years Ended June 30,				
	2019	2018	2017	2016	2015*
Net operating expenses (net of waiver/reimbursement, if applicable, but gross of all other operating expenses)	1.25%	1.25%	1.44%	1.53%	1.27%
Interest expense and commitment fees	—%	—	— ^(h)	0.23%	—
Dividends and fees on securities sold short	—%	—	0.06%	—	—

^(h) Represents less than 0.005%.

Financial Highlights

Highland Opportunistic Credit Fund, Class C

Selected data for a share outstanding throughout each period is as follows:

	For the Years Ended June 30,				
	2019	2018	2017	2016	2015*
Net Asset Value, Beginning of Period	\$ 4.38	\$ 4.24	\$ 3.75	\$ 5.30	\$ 6.22
Income from Investment Operations:					
Net investment income ^(a)	0.19	0.27	0.30	0.50	0.21
Net realized and unrealized gain/(loss)	<u>(0.38)</u>	<u>0.12</u>	<u>0.54</u>	<u>(1.58)</u>	<u>(0.93)</u>
Total from investment operations	(0.19)	0.39	0.84	(1.08)	(0.72)
Less Distributions Declared to Shareholders:					
From net investment income	(0.13)	(0.25)	(0.35)	(0.47)	(0.20)
From return of capital	<u>—</u>	<u>(0.00)^(b)</u>	<u>—</u>	<u>—</u>	<u>—</u>
Total distributions declared to shareholders	(0.13)	(0.25)	(0.35)	(0.47)	(0.20)
Net Asset Value, End of Period^(c)	\$ 4.06	\$ 4.38	\$ 4.24	\$ 3.75	\$ 5.30
Total Return ^{(c)(d)}	(4.51)%	9.65%	23.14%	(20.16)%	(11.61)% ^(e)
Ratios to Average Net Assets^(f)/Supplemental Data:					
Net assets, end of period (in 000's)	\$2,903	\$3,562	\$3,695	\$ 344	\$ 160
Gross operating expenses ^(g)	3.01%	2.24%	2.41%	2.64%	2.80%
Net investment income	4.41%	6.35%	6.99%	12.85%	3.88%
Portfolio turnover rate	23%	42%	113%	83%	41% ^(e)

* Effective July 1, 2014, the Highland Opportunistic Credit Fund changed its fiscal year end from December 31 to June 30. Class C shares commenced operations on July 1, 2014.

^(a) Per share data was calculated using average shares outstanding during the period.

^(b) Represents less than \$0.005 per share.

^(c) The Net Asset Value per share and total return have been calculated based on net assets which include adjustments made in accordance with U.S. Generally Accepted Accounting Principles required at period end for financial reporting purposes. These figures do not necessarily reflect the Net Asset Value per share or total return experienced by the shareholder at period end.

^(d) Total return is at net asset value assuming all distributions are reinvested and no initial sales charge or CDSC. For periods with waivers/reimbursements, had the Fund's investment adviser not waived or reimbursed a portion of expenses, total return would have been lower.

^(e) Not annualized.

^(f) All ratios for the period have been annualized, unless otherwise indicated.

^(g) Supplemental expense ratios are shown below:

	For the Years Ended June 30,				
	2019	2018	2017	2016	2015*
Net operating expenses (net of waiver/reimbursement, if applicable, but gross of all other operating expenses)	1.75%	1.76%	1.91%	2.03%	1.77%
Interest expense and commitment fees	—%	—	— ^(h)	0.23%	—
Dividends and fees on securities sold short	—%	—	0.06%	—	—

^(h) Represents less than 0.005%.

Financial Highlights

Highland Opportunistic Credit Fund, Class Z

Selected data for a share outstanding throughout each period is as follows:

	For the Years Ended June 30,				
	2019	2018	2017	2016	2015*
Net Asset Value, Beginning of Period	\$ 4.34	\$ 4.20	\$ 3.71	\$ 5.30	\$ 6.21
Income from Investment Operations:					
Net investment income/(loss) ^(a)	0.22	0.30	0.38	0.54	0.26
Net realized and unrealized gain/(loss)	<u>(0.38)</u>	<u>0.13</u>	<u>0.49</u>	<u>(1.59)</u>	<u>(0.92)</u>
Total from investment operations	(0.16)	0.43	0.87	(1.05)	(0.66)
Less Distributions Declared to Shareholders:					
From net investment income	(0.16)	(0.28)	(0.38)	(0.54)	(0.25)
From return of capital	<u>—</u>	<u>(0.01)</u>	<u>—</u>	<u>—</u>	<u>—</u>
Total distributions declared to shareholders	(0.16)	(0.29)	(0.38)	(0.54)	(0.25)
Net Asset Value, End of Period ^(b)	\$ 4.02	\$ 4.34	\$ 4.20	\$ 3.71	\$ 5.30
Total return ^{(b)(c)}	(3.46)%	10.62%	24.31%	(19.43)%	(10.63)%
Ratios to Average Net Assets/Supplemental Data:^(d)					
Ratios and Supplemental Data:					
Net assets, end of period (in 000's)	\$33,952	\$50,850	\$71,706	\$53,977	\$78,893
Gross operating expenses ^(e)	2.11%	1.39%	1.63%	1.79%	1.95%
Net investment income/(loss)	5.21%	7.22%	9.28%	13.35%	4.80%
Portfolio turnover rate	23%	42%	113%	83%	41%

* Effective July 1, 2014, the Highland Opportunistic Credit Fund changed its fiscal year end from December 31 to June 30.

^(a) Per share data was calculated using average shares outstanding during the period.

^(b) The Net Asset Value per share and total return have been calculated based on net assets which include adjustments made in accordance with U.S. Generally Accepted Accounting Principles required at period end for financial reporting purposes. These figures do not necessarily reflect the Net Asset Value per share or total return experienced by the shareholder at period end.

^(c) Total return is at net asset value assuming all distributions are reinvested and no initial sales charge or CDSC. For periods with waivers/reimbursements, had the Fund's investment adviser not waived or reimbursed a portion of expenses, total return would have been lower.

^(d) All ratios for the period have been annualized, unless otherwise indicated.

^(e) Supplemental expense ratios are shown below:

	For the Years Ended June 30,				
	2019	2018	2017	2016	2015
Net operating expenses (net of waiver/reimbursement, if applicable, but gross of all other operating expenses)	0.90%	0.91%	1.13%	1.18%	0.91%
Interest expense and commitment fee	—%	—	— ^(f)	0.23%	—
Dividends and fees on securities sold short	—%	—	0.06%	—	—

^(f) Represents less than 0.005%.

Mailings to Shareholders

In order to reduce duplicative mail and expenses of the Funds, we may, in accordance with applicable law, send a single copy of the Funds' Prospectus and shareholder reports to your household even if more than one family member in your household owns shares of the Funds. Additional copies of the Prospectus and shareholder reports may be obtained

by calling 1-877-665-1287. If you do not want us to consolidate your Fund mailings and would prefer to receive separate mailings at any time in the future, please call us at the telephone number above and we will furnish separate mailings, in accordance with instructions, within 30 days of your request.

Investment Adviser

Highland Capital Management Fund Advisors, L.P.
300 Crescent Court, Suite 700
Dallas, Texas 75201

Transfer Agent

DST Asset Manager Solutions, Inc.
430 W. 7th Street, Suite 219424
Kansas City, Missouri 64105-1407

Custodian

BNY Mellon
240 Greenwich Street
New York, NY 10286

Distributor

NexPoint Securities, Inc.
(formerly, Highland Capital Funds Distributor, Inc.)
300 Crescent Court, Suite 700
Dallas, Texas 75201

Independent Registered Public Accounting Firm

PricewaterhouseCoopers LLP
2121 N. Pearl Street, Suite 2000
Dallas, Texas 75201

HIGHLAND CAPITAL MANAGEMENT

PO Box 219424
Kansas City, Missouri 64121-9424

<http://highlandfunds.com>

Highland Funds I

You will find additional information about the Funds in the following documents:

Appendix—Intermediary Sales Charge Discounts and Waivers contains more information about specific sales charge discounts and waivers available for shareholders who purchase Fund shares through a Specified Intermediary. The Appendix is incorporated herein by reference (it is legally part of this Prospectus).

Statement of Additional Information (SAI): The SAI contains additional information about each Fund's investment strategies and policies and is incorporated by reference and is legally considered a part of this Prospectus.

Annual/Semi-Annual Reports to Shareholders: Additional information about the Funds' investments will be available in the Funds' semi-annual reports to shareholders. In the Funds' annual report, you will find a discussion of the market conditions and investment strategies that significantly affected the Funds' performance during its last fiscal year.

You may review and obtain information about the Funds (including the SAI and other reports) on the EDGAR Database on the SEC's Internet site at <http://www.sec.gov>. Copies of this information may also be obtained, after paying a duplicating fee, by electronic request at the following e-mail address: publicinfo@sec.gov.

You may obtain a free copy of the SAI or the Funds' annual/semi-annual reports and make shareholder inquiries by contacting:

Telephone 1-877-665-1287
Website <http://highlandfunds.com>

Standard Mail:
Highland Funds
PO Box 219424
Kansas City,
Missouri 64121-9424

Overnight Mail:
Highland Funds
430 W 7th Street, Suite 219424
Kansas City, Missouri 64105-1407



Appendix

Intermediary Sales Charge Discounts and Waivers

As described in the Prospectus, Class A Shares of the Funds, as applicable, are subject to an initial sales charge and Class C Shares are subject to a contingent deferred sales charge (“CDSC”). Class A and Class C shares purchased through certain financial intermediaries may be subject to different initial sales charges or the initial sales charge or CDSC may be waived in certain circumstances. This Appendix details some of the variations in sales charge waivers for Class A and Class C shares purchased through certain specified financial intermediaries. The term “fund family,” as used in this Appendix, refers to those registered investment companies that are advised by Highland Capital Management Fund Advisors, L.P. (“HCMFA” or the “Adviser”) or its affiliates.

You should consult your financial representative for assistance in determining whether you may qualify for a particular sales charge waiver or discount.

The information in this Appendix is part of, and incorporated in, the Funds’ Prospectus.

Merrill Lynch, Pierce, Fenner & Smith Incorporated (“Merrill Lynch”):

If you purchase Fund shares through a Merrill Lynch platform or account held at Merrill Lynch you will be eligible only for the following sales charge waivers (front-end sales charge waivers and CDSC waivers) and discounts, which may differ from those disclosed elsewhere in the Funds’ Prospectus or SAI. It is your responsibility to notify your financial representative at the time of purchase of any relationship or other facts qualifying you for sales charge waivers or discounts.

Front-End Sales Charge Waivers on Class A Shares available at Merrill Lynch

- Employer-sponsored retirement, deferred compensation and employee benefit plans (including health savings accounts) and trusts used to fund those plans, provided that the shares are not held in a commission-based brokerage account and shares are held for the benefit of the plan
- Shares purchased by or through a 529 Plan
- Shares purchased through a Merrill Lynch affiliated investment advisory program
- Shares purchased by third party investment advisors on behalf of their advisory clients through Merrill Lynch’s platform
- Shares of funds purchased through the Merrill Edge Self-Directed platform (if applicable)
- Shares purchased through reinvestment of capital gains distributions and dividend reinvestment when purchasing shares of the same fund (but not any

other fund within the fund family)

- Shares exchanged from Class C (*i.e.* level-load) shares of the same fund in the month of or following the 10-year anniversary of the purchase date
- Employees and registered representatives of Merrill Lynch or its affiliates and their family members
- Directors or Trustees of the Funds, and employees of the Funds' investment adviser or any of its affiliates, as described in the Prospectus
- Shares purchased from the proceeds of redemptions within the same fund family, provided (1) the repurchase occurs within 90 days following the redemption, (2) the redemption and purchase occur in the same account, and (3) redeemed shares were subject to a front-end or deferred sales charge (known as Rights of Reinstatement)

CDSC Waivers on Class A and C Shares available at Merrill Lynch

- Death or disability of the shareholder
- Shares sold as part of a systematic withdrawal plan as described in the Funds' Prospectus
- Return of excess contributions from an IRA Account
- Shares sold as part of a required minimum distribution for IRA and retirement accounts due to the shareholder reaching age 70½
- Shares sold to pay Merrill Lynch fees but only if the transaction is initiated by Merrill Lynch
- Shares acquired through a right of reinstatement
- Shares held in retirement brokerage accounts, that are exchanged for a lower cost share class due to transfer to certain fee based account or platform (applicable to A and C shares only)

Front-End Sales Charge Discounts Available at Merrill Lynch: Breakpoints, Rights of Accumulation & Letters of Intent (Class A and C Shares)

- Breakpoints as described in the Prospectus.
- Rights of Accumulation (ROA) which entitle shareholders to sales charge discounts will be automatically calculated based on the aggregated holding of fund family assets held by accounts within the purchaser's household at Merrill Lynch. Eligible fund family assets not held at Merrill Lynch may be included in the ROA calculation only if the shareholder notifies his or her financial advisor about such assets
- Letters of Intent (LOI) which allow for sales charge discounts based on anticipated purchases within a fund family, through Merrill Lynch, over a 13-month period of time (if applicable)

Morgan Stanley Wealth Management

Shareholders purchasing Fund shares through a Morgan Stanley Wealth Management transactional brokerage account will be eligible only for the following front-end sales charge waivers with respect to

Class A shares, which may differ from and may be more limited than those disclosed elsewhere in the Funds' Prospectus or SAI.

Front-end Sales Charge Waivers on Class A Shares available at Morgan Stanley Wealth Management

- Employer-sponsored retirement plans (e.g., 401(k) plans, 457 plans, employer-sponsored 403(b) plans, profit sharing and money purchase pension plans and defined benefit plans). For purposes of this provision, employer-sponsored retirement plans do not include SEP IRAs, Simple IRAs, SAR-SEPs or Keogh plans.
- Morgan Stanley employee and employee-related accounts according to Morgan Stanley's account linking rules.
- Shares purchased through reinvestment of dividends and capital gains distributions when purchasing shares of the same fund.
- Shares purchased through a Morgan Stanley self-directed brokerage account.
- Class C (i.e., level-load) shares that are no longer subject to a contingent deferred sales charge and are converted to Class A shares of the same fund pursuant to Morgan Stanley Wealth Management's share class conversion program.
- Shares purchased from the proceeds of redemptions within the same fund family, provided (i) the repurchase occurs within 90 days following the redemption, (ii) the redemption and purchase occur in the same account, and (iii) redeemed shares were subject to a front-end or deferred sales charge.

Raymond James & Associates, Inc., Raymond James Financial Services, Inc., and each entity's affiliates ("Raymond James")

Effective March 1, 2019, shareholders purchasing fund shares through a Raymond James platform or account, or through an introducing broker-dealer or independent registered investment adviser for which Raymond James provides trade execution, clearance, and/or custody services, will be eligible only for the following load waivers (front-end sales charge waivers and contingent deferred, or back-end, sales charge waivers) and discounts, which may differ from those disclosed elsewhere in the Funds' Prospectus or SAI.

Front-end sales load waivers on Class A shares available at Raymond James

- Shares purchased in an investment advisory program.
- Shares purchased within the same fund family through a systematic reinvestment of capital gains distributions and dividend reinvestment when purchasing shares of the same fund (but not any other fund within the fund family).
- Employees and registered representatives of Raymond James or its affiliates and their family members as designated by Raymond James.
- Shares purchased from the proceeds of redemptions within the same fund family, provided (1) the repurchase occurs within 90 days following the redemption, (2) the redemption and purchase occur in the same account, and (3) redeemed shares were subject to a front-end or deferred sales load (known as Rights of Reinstatement).
- A shareholder in the Fund's Class C shares will have their shares converted at net asset value to Class A shares (or the appropriate share class) of the Fund if the shares are no

longer subject to a CDSC and the conversion is in line with the policies and procedures of Raymond James.

CDSC Waivers on Classes A, B and C shares available at Raymond James

- Death or disability of the shareholder.
- Shares sold as part of a systematic withdrawal plan as described in the Funds' Prospectus.
- Return of excess contributions from an IRA Account.
- Shares sold as part of a required minimum distribution for IRA and retirement accounts due to the shareholder reaching age 70½ as described in the Funds' Prospectus.
- Shares sold to pay Raymond James fees but only if the transaction is initiated by Raymond James.
- Shares acquired through a right of reinstatement.

Front-end load discounts available at Raymond James: breakpoints, rights of accumulation, and/or letters of intent

- Breakpoints as described in the Funds' Prospectus.
- Rights of accumulation which entitle shareholders to breakpoint discounts will be automatically calculated based on the aggregated holding of fund family assets held by accounts within the purchaser's household at Raymond James. Eligible fund family assets not held at Raymond James may be included in the calculation of rights of accumulation calculation only if the shareholder notifies his or her financial advisor about such assets.
- Letters of intent which allow for breakpoint discounts based on anticipated purchases within a fund family, over a 13-month time period. Eligible fund family assets not held at Raymond James may be included in the calculation of letters of intent only if the shareholder notifies his or her financial advisor about such assets.

Ameriprise Financial

Class A Shares Front-End Sales Charge Waivers Available at Ameriprise Financial

The following information applies to Class A shares purchases if you have an account with or otherwise purchase Fund shares through Ameriprise Financial:

Effective June 1, 2018, shareholders purchasing Fund shares through an Ameriprise Financial platform or account will be eligible for the following front-end sales charge waivers, which may differ from those disclosed elsewhere in the Fund's Prospectus or SAI:

- Employer-sponsored retirement plans (e.g., 401(k) plans, 457 plans, employer-sponsored 403(b) plans, profit sharing and money purchase pension plans and defined benefit plans). For purposes of this provision, employer-sponsored retirement plans do not include SEP IRAs, Simple IRAs or SAR-SEPs.
- Shares purchased through an Ameriprise Financial investment advisory program (if an Advisory or similar share class for such investment advisory program is not available).

- Shares purchased by third party investment advisors on behalf of their advisory clients through Ameriprise Financial's platform (if an Advisory or similar share class for such investment advisory program is not available).
- Shares purchased through reinvestment of capital gains distributions and dividend reinvestment when purchasing shares of the same Fund (but not any other fund within the same fund family).
- Shares exchanged from Class C shares of the same fund in the month of or following the 10-year anniversary of the purchase date. To the extent that the Prospectus elsewhere provides for a waiver with respect to such shares following a shorter holding period, that waiver will apply to exchanges following such shorter period. To the extent that the Prospectus elsewhere provides for a waiver with respect to exchanges of Class C shares for load waived shares, that waiver will also apply to such exchanges.
- Employees and registered representatives of Ameriprise Financial or its affiliates and their immediate family members.
- Shares purchased by or through qualified accounts (including IRAs, Coverdell Education Savings Accounts, 401(k)s, 403(b) TSCAs subject to ERISA and defined benefit plans) that are held by a covered family member, defined as an Ameriprise financial advisor and/or the advisor's spouse, advisor's lineal ascendant (mother, father, grandmother, grandfather, great grandmother, great grandfather), advisor's lineal descendant (son, stepson, daughter, step-daughter, grandson, granddaughter, great grandson, great granddaughter) or any spouse of a covered family member who is a lineal descendant.
- Shares purchased from the proceeds of redemptions within the same fund family, provided (1) the repurchase occurs within 90 days following the redemption, (2) the redemption and purchase occur in the same account, and (3) redeemed shares were subject to a front-end or deferred sales load (i.e. Rights of Reinstatement).