

## HIGHLAND FUNDS II

### Highland Fixed Income Fund (the “Fund”)

Supplement dated December 4, 2020 to the Fund’s Summary Prospectus, Prospectus and Statement of Additional Information (“SAI”), each dated January 31, 2020, as supplemented from time to time

This supplement provides new and additional information beyond that contained in the Summary Prospectus, the Prospectus and the SAI and should be read in conjunction with the Summary Prospectus, the Prospectus and the SAI. Capitalized terms and certain other terms used in this supplement, unless otherwise defined in this supplement, have the meanings assigned to them in the Summary Prospectus, the Prospectus and the SAI.

Effective immediately, Calvin Jones has been added as portfolio manager of the Fund and is primarily responsible for the Fund’s investments. Accordingly, the Fund’s Summary Prospectus, Prospectus and SAI are hereby amended and supplemented as follows:

1. *The following paragraph and table are hereby replaced in its entirety under the “Portfolio Management” section of the Summary Prospectus and the corresponding section of the Prospectus:*

Highland Capital Management Fund Advisors, L.P. serves as the investment adviser to the Fund and First Foundation Advisors serves as sub-adviser to the Fund. The portfolio manager for the Fund is:

<b>Portfolio Manager</b>	<b>Portfolio Manager Experience in this Fund</b>	<b>Title with Sub-Adviser</b>
John Hakopian	5 years	President
Calvin Jones, CFA	Less than 1 year	Managing Director

2. *The following paragraphs are hereby added under the “Management of the Funds – About the Funds’ Portfolio Managers” section of the Prospectus:*

#### **Portfolio Management Teams**

**Highland Fixed Income Fund** is managed by John Hakopian and Calvin Jones.

**Calvin Jones, CFA**, is a portfolio manager of **Highland Fixed Income Fund** and a Managing Director of Fixed Income at FFA. Mr. Jones is a senior member of the FFA investment management team and is responsible for working closely with FFA’s financial advisors to develop investment strategies utilizing income assets to help clients

achieve their financial goals. In his role, Mr. Jones serves on the company's Investment and Asset Allocation committees and is responsible for leading and overseeing the firm's fixed income assets. Mr. Jones joined FFA in 2011. His previous experience at ProShare Advisors included trading and analysis in global equity and derivatives markets for the world's largest manager of leveraged and inverse funds. Mr. Jones earned a Bachelor of Engineering degree from the University of Pittsburgh and a Master of Science in Mathematical Finance degree from the University of North Carolina at Charlotte. He is a member of the CFA Institute and the CFA Society of Los Angeles.

3. *The following table is hereby added under the "Securities Activities of HCMFA and the Sub-adviser – Portfolio Manager – Other Accounts Managed and Ownership of Securities" section in the SAI:*

<u>Fund/Portfolio Manager</u>	<u>Other Registered Investment Companies</u>	<u>Other Pooled Investment Vehicles</u>	<u>Other Accounts<sup>2</sup></u>	<u>Dollar Range of Fund Securities Owned</u>
<u>Fixed Income Fund</u> Calvin Jones*	None	None	None	None

\*Information is provided as of November 30, 2020

**INVESTORS SHOULD RETAIN THIS SUPPLEMENT WITH THE SUMMARY PROSPECTUS, PROSPECTUS AND SAI FOR FUTURE REFERENCE.**

HFII-HFB-SUPP-1220

**HIGHLAND FUNDS II**  
**Highland Socially Responsible Equity Fund**

**Supplement dated October 30, 2020 to the Summary Prospectus, Prospectus and Statement  
of Additional Information (“SAI”) each dated January 31, 2020, as supplemented from time to time**

**This Supplement provides new and additional information beyond that contained in the Summary Prospectuses, Prospectus and Statement of Additional Information and should be read in conjunction with the Summary Prospectuses, Prospectus and Statement of Additional Information.**

**IMPORTANT NOTICE**

The following information supplements and supersedes any information to the contrary contained in the Summary Prospectus, Prospectus and/or Statement of Additional Information of Highland Socially Responsible Equity Fund, a series of Highland Funds II (the “Trust”), each dated and supplemented as noted above.

Following discussions held at meetings on February 27-28, 2020, June 16-17, 2020 and October 28, 2020, the Board of Trustees (the “Board”) of Highland Funds I (the “HFI”) and Highland Funds II (the “HFII”) unanimously approved an Agreement and Plan of Reorganization (the “Plan”) for the reorganization of Highland Socially Responsible Fund (the “Acquired Fund”) into NexPoint Merger Arbitrage Fund (the “Acquiring Fund,” and together with the Acquired Fund, the “Funds”). Under the Plan, the Acquired Fund would be reorganized into the Acquiring Fund on or around January 15, 2021 (the “Closing Date”). Shareholders of record as of November 20, 2020, will be entitled to vote on the Plan.

Under the terms of the Plan and subject to shareholder approval at a shareholder meeting scheduled to be held on or about January 15, 2021, the reorganization will involve: (1) the Acquired Fund transferring all or substantially all of its assets and liabilities to the Acquiring Fund in exchange for shares of beneficial interest in the Acquiring Fund; and (2) the Acquired Fund distributing to its shareholders shares of the corresponding classes of the Acquiring Fund in exchange for such shareholders’ shares of the Acquired Fund in complete liquidation of the Acquired Fund and subsequent termination of the Acquired Fund (all of the foregoing transactions being referred to collectively as the “Reorganization”).

The Board approved the Plan after considering the recommendation of Highland Capital Management Fund Advisors, L.P. (the “Adviser”), the investment adviser to the Funds, and a variety of other factors and information, including that the Reorganization is expected to be a tax-free transaction for the Funds and their shareholders (which means that no gain or loss would be recognized directly by the Funds or their shareholders as a result of the Reorganization); the Adviser currently serves as the investment adviser to each of the Funds and will continue to serve as investment adviser to the Acquiring Fund; and James Dondero and Mike Hurley currently serve as the portfolio managers of the Acquired Fund and James Dondero, Brad Heiss and Eric Fritz currently serve as the portfolio managers of the Acquiring Fund and will continue to serve as portfolio managers of the Acquiring Fund. The Board also considered that although shareholders of the Acquired Fund pay higher overall fees, such fees are reasonable considering the Acquiring Fund offers (i) exposure to a market neutral strategy with less volatility, historically; (ii) a stronger historical performance record, although over a shorter period of time; and (iii) a better opportunity for the Fund to achieve economies of scale given demand for non-correlated alternative investments in the open-end fund space. Past performance is no guarantee of future results.

Additionally, subject to the consummation of the Reorganization, the Adviser has agreed to keep the Acquiring Fund’s expense limitation agreement (“ELA”) in place for one year from the Closing Date. The ELA limits the Acquiring Fund’s total annual operating expenses (exclusive of fees paid by the Acquiring Fund pursuant to its distribution plan under Rule 12b-1 under the Investment Company Act of 1940, as amended, taxes, brokerage commissions and other transaction costs, interest payments, acquired fund fees and expenses, extraordinary expenses and dividend expense on short sales) to 1.50% of average daily net assets attributable to any class of the Acquiring Fund.

At any time prior to the Reorganization, shareholders may redeem shares of the Acquired Fund. Such a redemption would likely result in the recognition of gain or loss by the shareholder for U.S. federal income tax purposes, which would be taxable to a shareholder that holds the shares in a taxable account. Additionally, Acquired Fund shareholders will not incur any sales load or similar transaction charges as part of the Reorganization. Please contact the Adviser at 1-877-665-1287 if you have questions about the Reorganization or your account.

A special meeting of shareholders during which shareholders of the Acquired Fund will be asked to consider and vote on the Plan has been scheduled to be held on or about January 15, 2021. If shareholders of the Acquired Fund approve the reorganization, the reorganization is expected to take effect on or about January 15, 2021.

Shareholders of record of the Acquired Fund will receive a prospectus/proxy statement that will include important information regarding the Reorganization. Those shareholders should read that prospectus/proxy statement carefully when it is available. For more information regarding the Acquired or Acquiring Fund please call 1-877-665-1287 or visit the Funds' Web site at [www.highlandfunds.com/literature](http://www.highlandfunds.com/literature) or [www.nexpointgroup.com/nexpoint-merger-arbitrage-fund/](http://www.nexpointgroup.com/nexpoint-merger-arbitrage-fund/).

**INVESTORS SHOULD RETAIN THIS SUPPLEMENT WITH THE SUMMARY PROSPECTUS,  
PROSPECTUS AND STATEMENT OF ADDITIONAL INFORMATION FOR FUTURE REFERENCE.**

**HFII-HPE-SUPP2-1020**

**HIGHLAND FUNDS II**  
**Highland Total Return Fund**  
**Highland Fixed Income Fund**

**Supplement dated October 29, 2020 to the Summary Prospectus, Prospectus and Statement of Additional Information (“SAI”) each dated January 31, 2020, as supplemented from time to time**

**This Supplement provides new and additional information beyond that contained in the Summary Prospectuses, Prospectus and Statement of Additional Information and should be read in conjunction with the Summary Prospectuses, Prospectus and Statement of Additional Information.**

**IMPORTANT NOTICE**

The following information supplements and supersedes any information to the contrary contained in the Summary Prospectus, Prospectus and/or Statement of Additional Information of Highland Total Return Fund and Highland Fixed Income Fund, each a series of Highland Funds II (the “Trust”), each dated and supplemented as noted above.

Upon the recommendation of the Highland Capital Management Fund Advisors, L.P. (“HCMFA”), the investment advisor to Highland Total Return Fund and Highland Fixed Income Fund (each a “Fund”, and together the “Funds”), the Board of Trustees of the Trust has approved the conversion of the Funds’ Class C Shares into Class Y Shares and the subsequent termination of the Funds’ Class C Shares.

The Funds’ Class C Shares will be converted into Class Y Shares on or about November 16, 2020 (the “Effective Date”) and the Class C Shares will be terminated thereafter. Please do not attempt to make the exchange yourself. Accordingly, as of the Effective Date, all references to the Funds’ Class C Shares in the Summary Prospectus, Prospectus and SAI are deleted in their entirety. Shareholders of Class C Shares converted into Class Y Shares will not be subject to any fee, load, or charge to the shareholder. Effective immediately, Class C Shares of the Funds are closed to all new investors.

The conversions are not expected to be taxable events for federal income tax purposes, and should not result in the recognition of gain or loss by shareholders, although each shareholder should consult with his or her own tax advisor. At any time prior to the conversions, shareholders may redeem Class C shares of the Funds. Such a redemption would likely result in the recognition of gain or loss by the shareholder for U.S. federal income tax purposes, which would be taxable to a shareholder that holds the shares in a taxable account.

**INVESTORS SHOULD RETAIN THIS SUPPLEMENT WITH THE SUMMARY PROSPECTUS,  
PROSPECTUS AND STATEMENT OF ADDITIONAL INFORMATION FOR FUTURE REFERENCE.**

**HFII-PROS-SUPP-1020**

**HIGHLAND FUNDS II**  
**Highland Total Return Fund**  
**Highland Fixed Income Fund**

**Supplement dated September 29, 2020 to the Summary Prospectus, Prospectus and Statement of Additional Information (“SAI”) each dated January 31, 2020, as supplemented from time to time**

**This Supplement provides new and additional information beyond that contained in the Summary Prospectuses, Prospectus and Statement of Additional Information and should be read in conjunction with the Summary Prospectuses, Prospectus and Statement of Additional Information.**

**IMPORTANT NOTICE**

The following information supplements and supersedes any information to the contrary contained in the Summary Prospectus, Prospectus and/or Statement of Additional Information of Highland Total Return Fund and Highland Fixed Income Fund, each a series of Highland Funds II (the “Trust”), each dated and supplemented as noted above.

A Special Meeting of Shareholders of Highland Total Return Fund and Highland Fixed Income Fund will be held at 300 Crescent Court, Suite 700, Dallas, Texas 75201, at 10:00 AM (Central Time), on or about December 11, 2020, for the purpose of approving or disapproving the Plan (as defined below).

Following discussions held at meetings on June 17-18, 2020, August 13, 2020, September 17-18, 2020 and September 23, 2020, the Board of Trustees (the “Board”) of the Trust unanimously approved an Agreement and Plan of Reorganization (the “Plan”) for the reorganization of Highland Total Return Fund and Highland Fixed Income Fund (each a “Target Fund” and collectively, the “Target Funds”) with and into the First Foundation Total Return Fund and First Foundation Fixed Income Fund, respectively (the “Acquiring Funds” and, together with the Target Funds, the “Funds”), each newly created series of The Advisors’ Inner Circle Fund III (“AIC III”), with the Acquiring Funds being the surviving funds for accounting and performance purposes (each a “Reorganization” and, together, the “Reorganizations”). Under the Plan, the Target Funds would be reorganized into the Acquiring Funds on or around December 14, 2020 (the “Closing Date”). Based on the information requested by the Board and provided to it by Highland Capital Management Fund Advisors, L.P. (the “Adviser”), the Board, including a majority of the Trustees who are not “interested persons” of the Trust, unanimously concluded that participation by each Target Fund in the applicable Reorganization is in the best interests of the Target Fund and its shareholders and that the interests of the Target Fund’s shareholders will not be diluted as a result of the Reorganization.

The reorganization will involve: (1) each Target Fund transferring all or substantially all of its assets and liabilities to the corresponding Acquiring Fund in exchange for shares of beneficial interest in the Acquiring Fund; and (2) the Target Funds distributing to its shareholders shares of the corresponding classes of the Acquiring Funds in exchange for such shareholders’ shares of the Target Funds in complete liquidation of the Target Funds and subsequent termination of the Target Funds. Each Reorganization is commonly referred to as a “shell” reorganization, because: (i) the applicable Acquiring Fund, which mirrors the corresponding Target Fund, has been created for the purpose of receiving the assets of the Target Fund and (ii) the applicable Acquiring Fund will have carried on no business activities prior to the Reorganization.

The Reorganizations are expected to be tax-free transactions for the Funds and their shareholders (which means that no gain or loss would be recognized directly by the Funds or their shareholders as a result of the Reorganizations).

First Foundation Advisors currently serves as the sub-advisor to the Target Funds and will continue to serve as sub-advisor to the Acquiring Funds and the current portfolio managers of the Target Funds are expected to continue to provide day-to-day management of the Acquiring Funds following the Reorganizations. There are no material differences between each of the investment objectives, policies, strategies, restrictions and risks of the Target Funds and each of their respective Acquiring Funds. Subject to the consummation of the Reorganizations, Brookmont Capital Management, LLC, the investment adviser of the Acquiring Funds, also has agreed to limit the Acquiring Funds’ total operating expenses pursuant to an expense limitation agreement for at least one year after the consummation of the Reorganizations.

At any time prior to the Reorganizations, shareholders may redeem shares of the Target Funds. Such a redemption would likely result in the recognition of gain or loss by the shareholder for U.S. federal income tax purposes, which would be taxable to a shareholder that holds the shares in a taxable account. The Target Funds’ shareholders will not incur any sales load or similar transaction charges as part of the Reorganizations. Prior to the Reorganizations, the Target Funds must continue to make timely distributions of its previously undistributed net investment income and realized net capital gains, if any. Please contact the Adviser at 1-877-665-1287 if you have questions about the Reorganizations or your account. Your tax treatment may vary depending upon your particular situation, and you are urged to consult with your own tax advisors and financial planners as to the particular tax consequences to you.

It is anticipated that a prospectus/proxy statement will be mailed to shareholders of the Target Funds on or about November 24, 2020. The record date for determination of shareholders entitled to vote at the Special Meeting has been fixed at November 10, 2020. In addition to the Reorganizations being subject to approval by the AIC III Board and each Target Fund's shareholders, the Reorganizations are subject to certain regulatory approvals and other customary conditions. If all conditions are satisfied and approvals obtained, the Reorganizations are expected to close on or about December 14, 2020.

The foregoing is not an offer to sell, nor a solicitation to buy, shares of the Acquiring Funds, nor is it a solicitation of any proxy. Shareholders of the Target Funds, as of November 10, 2020, will be receiving a prospectus/proxy statement, or an **"Important Notice Regarding the Availability of Proxy Materials,"** that provides additional information regarding the proposed Reorganizations. The prospectus/proxy statement, and any other documents filed by the Funds with the SEC, may be obtained free of charge at the SEC's website at [www.sec.gov](http://www.sec.gov) or at the Fund's website at [www.highlandfunds.com/literature](http://www.highlandfunds.com/literature). Investors should read the prospectus/proxy statement carefully because it contains important information. For more information please call 1-877-665-1287.

**INVESTORS SHOULD RETAIN THIS SUPPLEMENT WITH THE SUMMARY PROSPECTUS,  
PROSPECTUS AND  
STATEMENT OF ADDITIONAL INFORMATION FOR FUTURE REFERENCE.**

HFII-PROS-SUPP-0920

**HIGHLAND FUNDS II**

**Highland Socially Responsible Equity Fund  
Highland Small-Cap Equity Fund  
Highland Fixed Income Fund  
Highland Total Return Fund  
(each, a “Fund” and, collectively, the “Funds”)**

**Supplement dated June 22, 2020 to:**

- **each Fund’s Summary Prospectus, dated January 31, 2020, as supplemented from time to time (collectively, the “Summary Prospectuses”);**
- **the Funds’ Statutory Prospectus, dated January 31, 2020, as supplemented from time to time (the “Statutory Prospectus,” and, together with the Summary Prospectuses, the “Prospectuses”); and**
- **the Funds’ Statement of Additional Information, dated January 31, 2020, as supplemented from time to time (the “SAI”)**

**This supplement provides new and additional information beyond that contained in the Prospectuses and SAI and should be read in conjunction with the Prospectuses and SAI.**

On June 8, 2020, the Funds’ Audit and Qualified Legal Compliance Committee (the “Audit Committee”) informed PriceWaterhouseCoopers, LLP that it had been dismissed, effective June 8, 2020, as the Funds’ independent registered public accounting firm. On June 19, 2020, the Audit Committee recommended, and the Funds’ Board of Trustees approved, the appointment of Cohen & Company as the Funds’ independent registered public accounting firm, effective as of June 19, 2020.

**INVESTORS SHOULD RETAIN THIS SUPPLEMENT WITH THE  
PROSPECTUSES AND SAI FOR FUTURE REFERENCE.**

**HFII-PROS-SUPP-0620**



## **HIGHLAND FUNDS II**

**Highland Socially Responsible Equity Fund  
Highland Small-Cap Equity Fund  
Highland Fixed Income Fund  
Highland Total Return Fund  
(each, a “Fund” and collectively, the “Funds”)**

**Supplement dated March 16, 2020 to the Funds’ Prospectus (the “Prospectus”), dated January 31, 2020, as supplemented from time to time**

**This supplement provides new and additional information beyond that contained in the Prospectus and should be read in conjunction with the Prospectus. Capitalized terms and certain other terms used in this supplement, unless otherwise defined in this supplement, have the meanings assigned to them in the Prospectus.**

Effective immediately, the following paragraph is added at the end of the section entitled “Additional Information About Risks” under the heading “Securities Market Risk” on page 42 of the Prospectus:

An outbreak of respiratory disease caused by a novel coronavirus was first detected in China in December 2019 and subsequently spread internationally. This coronavirus has resulted in closing borders, enhanced health screenings, healthcare service preparation and delivery, quarantines, cancellations, disruptions to supply chains and customer activity, as well as general concern and uncertainty. The impact of this coronavirus may be short term or may last for an extended period of time and result in a substantial economic downturn. Health crises caused by outbreaks, such as the coronavirus outbreak, may exacerbate other pre-existing political, social and economic risks. The impact of this outbreak, and other epidemics and pandemics that may arise in the future, could negatively affect the worldwide economy, as well as the economies of individual countries, individual companies and the market in general in significant and unforeseen ways. Any such impact could adversely affect a Fund’s performance, the performance of the securities in which the Fund invests and may lead to losses on your investment in the Fund.

**PLEASE RETAIN THIS SUPPLEMENT FOR FUTURE REFERENCE.**

**HFII-PROS-SUPP1-0320**

# Highland Funds II

## *Prospectus*

January 31, 2020

	Class A	Class C	Class Y
<b>Equity Funds</b>			
Highland Socially Responsible Equity Fund (formerly, Highland Premier Growth Equity Fund)	HPEAX	HPECX	HPEYX
Highland Small-Cap Equity Fund	HSZAX	HSZCX	HSZYX
<b>Income Funds</b>			
Highland Fixed Income Fund	HFBAAX	HFBCX	HFBYX
<b>Asset Allocation Funds</b>			
Highland Total Return Fund	HTAAX	HTACX	HTAYX

Beginning on January 1, 2021, as permitted by regulations adopted by the U.S. Securities and Exchange Commission, paper copies of the Funds' annual and semi-annual shareholder reports will no longer be sent by mail, unless you specifically request paper copies of the reports. Instead, the reports will be made available on the Funds' website ([highlandfunds.com](http://highlandfunds.com)), and you will be notified by mail each time a report is posted and provided with a website link to access the report.

If you already elected to receive shareholder reports electronically, you will not be affected by this change and you need not take any action. You may elect to receive shareholder reports and other communications from a Fund electronically by contacting your financial intermediary (such as a broker-dealer or bank) or, if you are a direct investor, by contacting the Funds' transfer agent at 1-877-665-1287.

You may elect to receive all reports in paper free of charge. If you invest through a financial intermediary, you can contact your financial intermediary to request that you continue to receive paper copies of your shareholder reports. If you invest directly with a Fund, you can call 1-877-665-1287 to let the Fund know you wish to continue receiving paper copies of your shareholder reports. Your election to receive reports in paper will apply to all funds held in your account if you invest through your financial intermediary or all funds held with the fund complex if you invest directly with a Fund.

Although these securities have been registered with the U.S. Securities and Exchange Commission ("SEC"), the SEC has not approved or disapproved any shares offered in this Prospectus or determined whether this Prospectus is truthful or complete. Any representation to the contrary is a criminal offense.

Not FDIC Insured  
May Lose Value  
No Bank Guarantee

---

## Table of Contents

---

<b><u>Summary Section</u></b>	<b>1</b>
<u>Highland Socially Responsible Equity Fund</u>	1
<u>Highland Small-Cap Equity Fund</u>	7
<u>Highland Fixed Income Fund</u>	14
<u>Highland Total Return Fund</u>	20
<b><u>More on Strategies, Risks and Disclosure of Portfolio Holdings</u></b>	<b>26</b>
<u>Additional Information About Investment Strategies</u>	26
<u>Additional Information About Risks</u>	30
<u>Disclosure of Portfolio Holdings</u>	44
<b><u>Management of the Funds</u></b>	<b>44</b>
<u>Board of Trustees and Investment Adviser</u>	44
<u>Investment Sub-Adviser</u>	45
<u>Administrator/Sub-Administrator</u>	46
<u>Multi-Manager Structure</u>	46
<u>About the Funds' Portfolio Managers</u>	46
<u>About the Funds' Underwriter</u>	47
<b><u>Shareowner Guide — How to Invest in Highland Funds II</u></b>	<b>48</b>
<u>How to Buy Shares</u>	48
<u>Choosing a Share Class</u>	50
<u>Redemption of Shares</u>	52
<u>Exchange of Shares</u>	55
<u>Distribution and Shareholder Service Fees</u>	56
<b><u>Net Asset Value (NAV)</u></b>	<b>59</b>
<b><u>Dividends and Other Distributions</u></b>	<b>59</b>
<b><u>Taxation</u></b>	<b>60</b>
<b><u>Financial Highlights</u></b>	<b>63</b>
<b><u>Mailings to Shareholders</u></b>	<b>76</b>
<b><u>Appendix — Intermediary Sales Charge Discounts and Waivers</u></b>	

---

# Highland Socially Responsible Equity Fund

## Investment Objective

The investment objective of Highland Socially Responsible Equity Fund (formerly, Highland Premier Growth Equity Fund) (“Socially Responsible Equity Fund” or the “Fund”) is to seek long-term growth of capital and future income rather than current income.

## Fees and Expenses of the Fund

The following tables describe the fees and expenses that you may pay if you buy and hold shares of the Fund.

You may qualify for sales charge discounts on purchases of Class A Shares if you and your family invest, or agree to invest in the future, at least \$50,000 in Highland Funds II equity funds and/or asset allocation funds, or at least \$100,000 in Highland Funds II fixed income funds. More information about these and other discounts is available from your financial professional and in the “Reduced Sales Charges for Class A Shares” section on page 51 of the Fund’s Prospectus and the “Programs for Reducing or Eliminating Sales Charges” section on page 63 of the Fund’s Statement of Additional Information. Investors investing in the Fund through an intermediary should consult the Appendix to the Fund’s Prospectus, which includes information regarding financial intermediary-specific sales charges and related discount policies that apply to purchases through certain specified intermediaries.

### **Shareholder Fees** (fees paid directly from your investment)

	<b>Class A</b>	<b>Class C</b>	<b>Class Y</b>
Maximum Sales Charge (Load) Imposed on Purchases (as a % of offering price)	5.75%	None	None
Maximum Sales Charge (Load) Imposed on Reinvested Dividends and other Distributions (as a % of offering price)	None	None	None
Maximum Deferred Sales Charge (Load) (as a % of the net asset value at the time of purchase or redemption, whichever is lower)	None <sup>1</sup>	1.00% <sup>2</sup>	None
Exchange Fee	None	None	None
Redemption Fee	None	None	None

### **Annual Fund Operating Expenses** (expenses that you pay each year as a percentage of the value of your investment)

	<b>Class A</b>	<b>Class C</b>	<b>Class Y</b>
Management Fee	0.60%	0.60%	0.60%
Distribution and/or Service (12b-1) Fees	0.25%	1.00%	None
Other Expenses	0.66%	0.64%	0.60%
Acquired Fund Fees and Expenses	0.12%	0.12%	0.12%
Expense Reimbursement	0.06%	0.06%	0.07%
Total Annual Fund Operating Expenses <sup>3</sup>	1.57%	2.30%	1.25%

<sup>1</sup> Class A Shares bought without an initial sales charge in accounts aggregating \$1 million or more at the time of purchase are subject to a 0.50% contingent deferred sales charge (“CDSC”) if the shares are sold within one year of purchase.

<sup>2</sup> Class C Shares are subject to a 1% CDSC for redemptions of shares within one year of purchase. This CDSC does not apply to redemptions under a systematic withdrawal plan.

<sup>3</sup> Total Annual Fund Operating Expenses differ from the ratio of expenses to average net assets shown in the Financial Highlights, which reflect the operating expenses of the Fund and do not include acquired fund fees and expenses.

### **Expense Example**

This Example helps you compare the cost of investing in the Fund to the cost of investing in other mutual funds. The Example assumes that (i) you invest \$10,000 in the Fund for the time periods indicated and then sell or redeem all your shares at the end of those periods, (ii) your investment has a 5% return each year, and (iii) operating expenses remain the same. Your actual costs may be higher or lower.

	<b>1 Year</b>	<b>3 Years</b>	<b>5 Years</b>	<b>10 Years</b>
Class A	\$726	\$1,042	\$1,381	\$2,335
Class C				
if you do not sell your shares	\$233	\$718	\$1,230	\$2,636
if you sold all your shares at the end of the period	\$333	\$718	\$1,230	\$2,636

---

Class Y	\$127	\$397	\$686	\$1,511
---------	-------	-------	-------	---------

---

### **Portfolio Turnover**

The Fund pays transaction costs, such as commissions, when it buys and sells securities (or “turns over” its portfolio). A higher portfolio turnover rate may indicate higher transaction costs and may result in higher taxes when Fund shares are held in a taxable account. These costs, which are not reflected in Annual Fund Operating Expenses or in the Expense Example, affect the Fund’s performance. During the most recent fiscal year, the Fund’s portfolio turnover rate was 807% of the average value of its portfolio.

### **Principal Investment Strategies**

The Fund seeks to achieve its investment objectives by investing at least 80% of its net assets (plus any borrowings for investment purposes) under normal circumstances in equity securities, such as common and preferred stocks, of socially responsible companies. This investment policy may be changed by the Fund upon 60 days’ prior written notice to shareholders.

The Fund defines socially responsible companies as those contained in the MSCI KLD 400 Social Index (the “Index”), which is a capitalization weighted index of 400 U.S. securities that provides exposure to companies with outstanding

---

Environmental, Social and Governance (“ESG”) ratings and excludes companies whose products have negative social or environmental impacts. Highland Capital Management Fund Advisors, L.P. (“HCMFA” or the “Adviser”) believes that using the Index as its investable universe is consistent with its obligations to investors because it provides investors with access to socially responsible stocks while applying the Adviser’s proprietary analysis in order to seek to provide better risk-adjusted returns than the Index across a market cycle. The Index serves as the investable universe from which the Adviser chooses investments to meet its policy to invest at least 80% in socially responsible companies and against which the Adviser applies proprietary fundamental and technical criteria, which includes evaluations based on growth, value, trend and momentum.

The Fund may invest in equity securities of issuers of any market capitalization. Investment selection will be based on proprietary fundamental and technical criteria, which includes evaluations based on growth, value, trend and momentum. The Adviser seeks to achieve long-term growth of capital across a full market cycle by focusing on an investable universe it believes has a sustainable, long-term competitive advantage against the market and the potential for both capital appreciation and increasing dividends over time. The portfolio managers will employ both growth and value strategies, emphasizing those which are currently in favor based on market conditions. The Adviser will also employ methods which analyze the overall health of the markets with the intent of reducing equity holdings and raising cash during cyclical stock market downturns, commonly known as “bear markets.”

The portfolio managers also analyze a security’s volatility and thematic & sector trends when evaluating the portfolio and may consider selling a security when one of these characteristics no longer applies (or when more attractive alternatives are identified). The portfolio managers may actively hedge positions through the use of fully covered options strategies, such as buying puts, selling covered calls or fully funded spreads.

The Adviser intends to actively hedge market risk in several ways, including through the use of fully covered options strategies such as buying puts, selling calls or creating spreads. Additionally, the Adviser may invest long or short in exchange-traded funds (“ETFs”). The Adviser may also use cash as a strategic asset, meaning the Fund may maintain up to 20% of assets in cash for significant periods of time.

The Fund also may invest to a lesser extent in securities of foreign (non-U.S.) issuers and debt securities. The Fund may also sell securities short. The Fund may invest without limitation in warrants and may also use derivatives, primarily swaps (including equity, variance and volatility swaps), options and futures contracts on securities, interest rates, commodities and/or currencies, as substitutes for direct investments the Fund can make. The Fund may also use derivatives such as swaps, options (including options on futures), futures, and foreign currency transactions (e.g., foreign currency swaps, futures and forwards) to any extent deemed by the Adviser to be in the best interest of the Fund, and to the extent permitted by the Investment Company Act of 1940, as amended (the “1940 Act”), to hedge various investments for risk management and speculative purposes.

The Adviser expects that the Fund’s active or frequent trading of portfolio securities will result in a portfolio turnover rate in excess of 100% on an annual basis. As a result, the Fund may be more likely to realize capital gains, including short-term capital gains taxable as ordinary income, that must be distributed to shareholders as taxable income. High turnover may also cause the Fund to pay more brokerage commissions and to incur other transaction costs, which may detract from performance. The Fund’s portfolio turnover rate and the amount of brokerage commissions and transaction costs it incurs will vary over time based on market conditions.

### **Principal Risks**

When you sell Fund shares, they may be worth less than what you paid for them. Consequently, you can lose money by investing in the Fund. No assurance can be given that the Fund will achieve its investment objective, and investment results may vary substantially over time and from period to period. An investment in the Fund is not appropriate for all investors. Each risk summarized below is a principal risk of investing in the Fund, and different risks may be more significant at different times depending upon market conditions or other factors.

An investment in the Fund is not a deposit of any bank and is not insured or guaranteed by the Federal Deposit Insurance Corporation (FDIC) or any other government agency.

**Equity Securities Risk** is the risk that stock prices will fall over short or long periods of time. In addition, common stocks represent a share of ownership in a company, and rank after bonds and preferred stock in their claim on the company’s assets in the event of bankruptcy.

**Socially Responsible Investment/ESG Risk** is the risk that, because the Fund invests primarily in companies which are constituents of the Index and excludes securities of certain issuers that are not constituents of the Index, the Fund may

underperform the broader equity market or other funds that do not utilize socially responsible, ESG, or sustainability criteria when selecting investments. In evaluating a company, the portfolio managers are dependent upon information and data controlled by the Index Provider (defined below) in maintaining the Index that may be incomplete, inaccurate or

unavailable. This could cause the portfolio managers to invest in a company based on incorrectly assessed ESG performance. Additionally, ESG factors may be evaluated differently by different managers, and may mean different things to different people.

**Industry Focus Risk** is the risk that the Fund may be particularly susceptible to economic, political or regulatory events affecting those industries in which the Fund focuses its investments. Because the Fund currently focuses its investments in the information technology, industrials, healthcare, consumer discretionary and financials sectors, the Fund's performance largely depends on the overall condition of these industries and the Fund is susceptible to economic, political and regulatory risks or other occurrences associated with these industries

**Information Technology Sector Risk** is the risk that the Fund may be impacted by risks faced by companies in the information technology sector. Information technology companies face intense competition and potentially rapid product obsolescence. They are also heavily dependent on intellectual property rights and may be adversely affected by the loss or impairment of those rights. Companies in the software industry may be adversely affected by, among other things, the decline or fluctuation of subscription renewal rates for their products and services and actual or perceived vulnerabilities in their products or services.

**Counterparty Risk** is the risk that a counterparty (the other party to a transaction or an agreement or the party with whom the Fund executes transactions) to a transaction with the Fund may be unable or unwilling to make timely principal, interest or settlement payments, or otherwise honor its obligations.

**Currency Risk** is the risk that fluctuations in exchange rates will adversely affect the value of the Fund's foreign currency holdings and investments denominated in foreign currencies.

**Derivatives Risk** is a combination of several risks, including the risks that: (1) an investment in a derivative instrument may not correlate well with the performance of the securities or asset class to which the Fund seeks exposure, (2) derivative contracts, including options, may expire worthless and the use of derivatives may result in losses to the Fund, (3) a derivative instrument entailing leverage may result in a loss greater than the principal amount invested, (4) derivatives not traded on an exchange may be subject to credit risk, for example, if the counterparty does not meet its obligations (see also "Counterparty Risk"), and (5) derivatives not traded on an exchange may be subject to liquidity risk and the related risk that the instrument is difficult or impossible to value accurately. As a general matter, when the Fund establishes certain derivative instrument positions, such as certain futures, options and forward contract positions, it will segregate liquid assets (such as cash, U.S. Treasury bonds or commercial paper) equivalent to the Fund's outstanding obligations under the contract or in connection with the position. In addition, changes in laws or regulations may make the use of derivatives more costly, may limit the availability of derivatives, or may otherwise adversely affect the use, value or performance of derivatives. The Fund's ability to pursue its investment strategy, including its strategy of investing in certain derivative instruments, may be limited to or adversely affected by the Fund's intention to qualify as a regulated investment company (a "RIC"), and its strategy may bear adversely on its ability to so qualify.

**Exchange-Traded Funds ("ETF") Risk** is the risk that the price movement of an ETF may not exactly track the underlying index and may result in a loss. In addition, shareholders bear both their proportionate share of the Fund's expenses and similar expenses of the underlying investment company when the Fund invests in shares of another investment company.

**Focused Investment Risk** is the risk that although the Fund is a diversified fund, it may invest in securities of a limited number of issuers in an effort to achieve a potentially greater investment return than a fund that invests in a larger number of issuers. As a result, price movements of a single issuer's securities will have a greater impact on the Fund's net asset value, causing it to fluctuate more than that of a more widely diversified fund.

**Growth Investing Risk** is the risk of investing in growth stocks that may be more volatile than other stocks because they are more sensitive to investor perceptions of the issuing company's growth potential. Growth-oriented funds will typically underperform when value investing is in favor.

**Hedging Risk** is the risk that, although intended to limit or reduce investment risk, hedging strategies may also limit or reduce the potential for profit. There is no assurance that hedging strategies will be successful.

**Large-Cap Company Risk** is the risk that large-cap companies are sometimes unable to attain the high growth rates of successful, smaller companies, especially during extended periods of economic expansion. Larger, more established companies may be unable to respond quickly to new competitive challenges such as changes in consumer tastes or innovative smaller competitors potentially resulting in lower market valuations or pricing for their common stock.



**Mid-Cap Company Risk** is the risk that investing in securities of mid-cap companies may entail greater risks than investments in larger, more established companies. Mid-cap companies tend to have more narrow product lines, more limited financial resources and a more limited trading market for their stocks, as compared with larger companies. As a result, their stock prices may decline significantly as market conditions change.

---

**Operational and Technology Risk** is the risk that cyber-attacks, disruptions, or failures that affect the Fund's service providers, counterparties, market participants, or issuers of securities held by the Fund may adversely affect the Fund and its shareholders, including by causing losses for the Fund or impairing Fund operations. The Fund and its Adviser have limited ability to prevent or mitigate cyber security incidents affecting third-party service providers.

**Options Risk** is the risk associated with investments in options. Options, such as covered calls and covered puts, are subject to the risk that significant differences between the securities and options markets could result in an imperfect correlation between these markets.

**Other Investment Companies Risk** is the risk that when the Fund invests a portion of its assets in investment companies, including open-end funds, closed-end funds, ETFs and other types of investment companies, those assets will be subject to the risks of the purchased investment companies' portfolio securities, and a shareholder in the Fund will bear not only his or her proportionate share of the Fund's expenses, but also indirectly the expenses of the purchased investment companies. Risks associated with investments in closed-end funds also generally include market risk, leverage risk, risk of market price discount from NAV, risk of anti-takeover provisions and non-diversification

**Portfolio Turnover Risk** is the risk that high portfolio turnover will increase a Fund's transaction costs and may result in increased realization of net short-term capital gains (which are taxable to shareholders as ordinary income when distributed to them), higher taxable distributions and lower after-tax performance.

**Securities Market Risk** is the risk that the value of securities owned by the Fund may go up or down, sometimes rapidly or unpredictably, due to factors affecting particular companies or the securities markets generally. A general downturn in the securities market may cause multiple asset classes to decline in value simultaneously. Many factors can affect this value and you may lose money by investing in the Fund.

**Short Sales Risk** is the risk of loss associated with any appreciation on the price of a security borrowed in connection with a short sale. The Fund may engage in short sales that are not made "against-the-box," which means that the Fund may sell short securities even when they are not actually owned or otherwise covered at all times during the period the short position is open. Short sales that are not made "against-the-box" involve unlimited loss potential since the market price of securities sold short may continuously increase.

**Small-Cap Company Risk** is the risk that investing in the securities of small-cap companies either directly or indirectly through investments in ETFs, closed-end funds or mutual funds ("Underlying Funds") may pose greater market and liquidity risks than larger, more established companies, because of limited product lines and/or operating history, limited financial resources, limited trading markets, and the potential lack of management depth. In addition, the securities of such companies are typically more volatile than securities of larger capitalization companies.

**Swaps Risk** involves both the risks associated with an investment in the underlying investments or instruments (including equity investments) and counterparty risk. In a standard over-the-counter ("OTC") swap transaction, two parties agree to exchange the returns, differentials in rates of return or some other amount calculated based on the "notional amount" of predetermined investments or instruments, which may be adjusted for an interest factor. Swaps can involve greater risks than direct investments in securities, because swaps may be leveraged and OTC swaps are subject to counterparty risk (e.g., the risk of a counterparty's defaulting on the obligation or bankruptcy), credit risk and pricing risk (i.e., swaps may be difficult to value). Swaps may also be considered illiquid. Certain swap transactions, including interest rate swaps and index credit default swaps, may be subject to mandatory clearing and exchange trading, although the swaps in which the Fund will invest are not currently subject to mandatory clearing and exchange trading. The use of swaps is a highly specialized activity which involves investment techniques, risk analyses and tax planning different from those associated with ordinary portfolio securities transactions. The value of swaps, like many other derivatives, may move in unexpected ways and may result in losses for the Fund.

**Value Investing Risk** is the risk of investing in undervalued stocks that may not realize their perceived value for extended periods of time or may never realize their perceived value. Value stocks may respond differently to market and other developments than other types of stocks. Value-oriented funds will typically underperform when growth investing is in favor.

## **Performance**

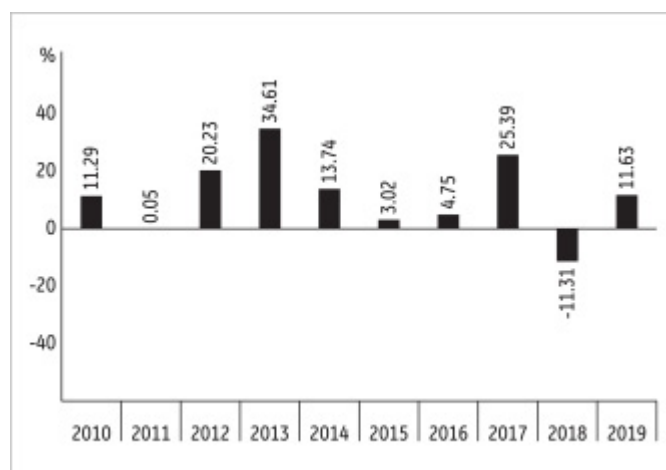
The bar chart and the Average Annual Total Returns table below provide some indication of the risks of investing in the Fund by showing changes in the performance of the Fund's Class A Shares for each full calendar year and by showing how the Fund's average annual returns compare with the returns of a broad-based securities market index or indices. As with all mutual funds, the Fund's past performance (before and after taxes) does not predict how the Fund will perform in the future. The Fund's performance prior to July 17, 2019 reflects returns achieved when the Fund was named Highland



Premier Growth Equity Fund and did not pursue a strategy to invest in socially responsible companies. The Fund's performance prior to February 1, 2016 reflects returns achieved when the Fund was sub-advised. The Fund's performance prior to February 18, 2011 reflects returns achieved when the Fund was managed by a different investment adviser. If the Fund's current management had been in place for the prior periods, the performance information shown would have been different. The Fund's performance reflects applicable fee waivers and/or expense limitations in effect during the periods presented, without which returns would have been lower. Both the chart and the table assume the reinvestment of dividends and distributions. The bar chart does not reflect the deduction of applicable sales charges for Class A Shares. If sales charges had been reflected, the returns for Class A Shares would be less than those shown below. The returns of Class C and Class Y Shares would have substantially similar returns as Class A because the classes are invested in the same portfolio of securities and the annual returns would differ only to the extent that the classes have different expenses (including sales charges). Updated information on the Fund's performance can be obtained by visiting <https://highlandfunds.com/funds/or> by calling 1-877-665-1287.

### Calendar Year Total Returns

The bar chart shows the performance of the Fund's Class A shares as of December 31.



The highest calendar quarter total return for Class A Shares of the Fund was 7.50% for the quarter ended March 31, 2019 and the lowest calendar quarter total return was -16.29% for the quarter ended December 31, 2018.

### Average Annual Total Returns

(For the periods ended December 31, 2019)

	1 Year	5 Years	10 Years
<b>Class A</b> (inception 12/31/96)			
Return Before Taxes	5.21%	4.78%	9.98%
Return After Taxes on Distributions	5.03%	0.50%	7.37%
Return After Taxes on Distributions and Sale of Fund Shares <sup>1</sup>	3.44%	3.09%	7.95%
<b>Return Before Taxes</b>			
Class C (inception 9/30/99)	9.68%	5.22%	9.80%
Class Y (inception 12/31/96)	11.95%	6.29%	10.91%
<b>S&amp;P 500® Value Index</b> (reflects no deduction for fees, expenses or taxes)	31.92%	9.51%	12.14%
<b>S&amp;P 500® Growth Index</b> <sup>2</sup> (reflects no deduction for fees, expenses or taxes)	31.13%	13.50%	14.76%
<b>MSCI KLD 400 Social Index</b> (reflects no deduction for fees, expenses or taxes)	31.63%	11.57%	—

<sup>1</sup> The 1 Year "Return After Taxes on Distributions and Sale of Fund Shares" loss for the period is offset by a capital loss benefit for the assumed sale of Fund shares. The 1 Year "Return After Taxes on Distributions" does not include an assumed sale for this period, therefore, this return does not reflect the offsetting capital loss.

<sup>2</sup> Prior to March 15, 2019, the Fund compared its performance to the S&P 500® Growth Index. After this date, to better reflect the universe of investment opportunities based on the Fund's investment strategy, the Fund added the S&P 500® Value Index as the primary benchmark to which the Fund compares its performance.

After-tax returns in the table above are shown for Class A Shares only and after-tax returns for other share classes will vary. After-tax returns are calculated using the historical highest individual federal marginal income tax rates and do not

reflect the impact of state and local taxes. Actual after-tax returns depend on an investor's tax situation and may differ from those shown. For example, after-tax returns shown are not relevant to investors who hold their Fund shares through tax-advantaged arrangements, such as 401(k) plans or individual retirement accounts.

In some cases, average annual return after taxes on distributions and sale of fund shares may be higher than the return before taxes and the average annual return after taxes on distributions because of realized losses that would have been sustained upon the sale of fund shares immediately after the relevant periods. The calculations assume that an investor holds the shares in a taxable account, is in the actual historical highest individual federal marginal income tax bracket for each year and would have been able to immediately utilize the full realized loss to reduce his or her federal tax liability. However, actual individual tax results may vary and investors should consult their tax advisers regarding their personal tax situations.

---

## **Portfolio Management**

Highland Capital Management Fund Advisors, L.P. serves as the investment adviser to the Fund. The primary individual portfolio managers for the Fund are:

<b>Portfolio Manager</b>	<b>Portfolio Manager Experience in this Fund</b>	<b>Title with Adviser</b>
James Dondero	4 years	President and Co-Founder
Mike Hurley	1 year	Chief Market Strategist

## **Purchase and Sale of Fund Shares**

**Purchase minimum** (for Class A and Class C Shares) (reduced for certain accounts)

	<b>By mail</b>	<b>By wire</b>	<b>Automatic</b>
Initial Investment	\$ 500	\$ 1,000	\$ 25
Subsequent Investments	\$ 100	\$ 1,000	\$ 25

There is no program asset size or minimum investment requirements for initial and subsequent purchases of shares by eligible omnibus account investors.

**Purchase minimum** (for Class Y Shares) (eligible investors only)

Initial Investment	None
Subsequent Investments	None

Class Y Shares are available to investors who invest through programs or platforms maintained by an authorized financial intermediary.

Individual investors that invest directly with the Fund are not eligible to invest in Class Y Shares.

The Fund reserves the right to apply or waive investment minimums under certain circumstances as described in the Prospectus under the "Choosing a Share Class" section.

You may purchase shares of the Fund by mail, bank wire, electronic funds transfer or by telephone after you have opened an account with the Fund. You may obtain an account application from your financial intermediary, from the Fund by calling 1-877-665-1287 or from the Fund's website at <http://highlandfunds.com/literature>.

In general, you may sell (redeem) all or part of your Fund shares on any business day through the following options:

- Through your Financial Intermediary
- By writing to Highland Funds II — Highland Socially Responsible Equity Fund, PO Box 219424, Kansas City, Missouri 64121-9424, or
- By calling DST Asset Manager Solutions, Inc. at 1-877-665-1287

Financial intermediaries may independently charge fees for shareholder transactions or for advisory services. Please see their materials for details.

## **Tax Information**

The Fund intends to make distributions that generally will be taxable to you as ordinary income, qualified dividend income or capital gains, unless you are a tax-exempt investor or otherwise investing in the Fund through a tax-advantaged arrangement, such as a 401(k) plan or an individual retirement account. If you are investing in the Fund through a tax-advantaged arrangement, you may be taxed later upon withdrawals from that arrangement.

## **Payments to Broker-Dealers and Other Financial Intermediaries**

If you purchase shares of the Fund through a broker-dealer or other financial intermediary (such as a bank), the Fund and its related companies may pay the intermediary for the sale of Fund shares and related services. These payments may create a conflict of interest by influencing the broker-dealer or other intermediary and your salesperson to recommend the Fund over another investment. Ask your salesperson or visit your financial intermediary's website for more information.

# Highland Small-Cap Equity Fund

## **Investment Objective**

The investment objective of Highland Small-Cap Equity Fund (“Small-Cap Equity Fund” or the “Fund”) is to seek long-term growth of capital.

## **Fees and Expenses of the Fund**

The following tables describe the fees and expenses that you may pay if you buy and hold shares of the Fund.

You may qualify for sales charge discounts on purchases of Class A Shares if you and your family invest, or agree to invest in the future, at least \$50,000 in Highland Funds II equity funds and/or asset allocation funds, or at least \$100,000 in Highland Funds II fixed income funds. More information about these and other discounts is available from your financial professional and in the “Reduced Sales Charges for Class A Shares” section on page 51 of the Fund’s Prospectus and the “Programs for Reducing or Eliminating Sales Charges” section on page 63 of the Fund’s Statement of Additional Information. Investors investing in the Fund through an intermediary should consult the Appendix to the Fund’s Prospectus, which includes information regarding financial intermediary-specific sales charges and related discount policies that apply to purchases through certain specified intermediaries.

### **Shareholder Fees** (fees paid directly from your investment)

	<b>Class A</b>	<b>Class C</b>	<b>Class Y</b>
Maximum Sales Charge (Load) Imposed on Purchases (as a % of offering price)	5.75%	None	None
Maximum Sales Charge (Load) Imposed on Reinvested Dividends and other Distributions (as a % of offering price)	None	None	None
Maximum Deferred Sales Charge (Load) (as a % of the net asset value at the time of purchase or redemption, whichever is lower)	None <sup>1</sup>	1.00% <sup>2</sup>	None
Exchange Fee	None	None	None
Redemption Fee	None	None	None

### **Annual Fund Operating Expenses** (expenses that you pay each year as a percentage of the value of your investment)

	<b>Class A</b>	<b>Class C</b>	<b>Class Y</b>
Management Fee	0.95%	0.95%	0.95%
Distribution and/or Service (12b-1) Fees	0.25%	1.00%	None
Other Expenses	2.33%	2.30%	2.34%
Interest Payments and Commitment Fees on Borrowed Funds	1.26%	1.26%	1.26%
Dividend Expense on Short Sales	0.06%	0.06%	0.06%
Remainder of Other Expenses	1.01%	0.98%	1.02%
Acquired Fund Fees and Expenses	0.04%	0.04%	0.04%
Total Annual Fund Operating Expenses	3.57%	4.29%	3.33%
Expense Reimbursement <sup>3</sup>	0.84%	0.81%	0.85%
Total Annual Fund Operating Expenses After Expense Reimbursement	2.73%	3.48%	2.48%

<sup>1</sup> Class A Shares bought without an initial sales charge in accounts aggregating \$1 million or more at the time of purchase are subject to a 0.50% contingent deferred sales charge (“CDSC”) if the shares are sold within one year of purchase.

<sup>2</sup> Class C Shares are subject to a 1% CDSC for redemptions of shares within one year of purchase. This CDSC does not apply to redemptions under a systematic withdrawal plan.

<sup>3</sup> Highland Capital Management Fund Advisors, L.P. (“HCMFA” or the “Adviser”) has contractually agreed to limit the total annual operating expenses (exclusive of fees paid by the Fund pursuant to its distribution plan pursuant to Rule 12b-1 under the Investment Company Act of 1940, as amended (the “1940 Act”), taxes, such as deferred tax expenses, dividend expenses on short sales, interest payments, brokerage commissions and other transaction costs, acquired fund fees and expenses and extraordinary expenses (collectively, the “Excluded Expenses”)) of the Fund to 1.15% of average daily net assets attributable to any class of the Fund (the “Expense Cap”). The Expense Cap will continue through at least January 31, 2021, and may not be terminated prior to this date without the action or consent of the Fund’s Board of Trustees. Under the expense limitation agreement, the Adviser may recoup waived and/or reimbursed amounts with respect to the Fund within thirty-six months of the date such amounts were waived or reimbursed, provided the Fund’s total annual operating expenses, including such recoupment, do not exceed the Expense Cap in effect at the time of such waiver/reimbursement.

## Expense Example

This Example helps you compare the cost of investing in the Fund to the cost of investing in other mutual funds. The Example assumes that (i) you invest \$10,000 in the Fund for the time periods indicated and then sell or redeem all your shares at the end of those periods, (ii) your investment has a 5% return each year, and (iii) operating expenses remain the same. Only the first year of each period in the Example takes into account the expense reimbursement described in the footnote above. Your actual costs may be higher or lower.

	1 Year	3 Years	5 Years	10 Years
Class A	\$835	\$1,533	\$2,252	\$4,139
Class C				
if you do not sell your shares	\$351	\$1,228	\$2,118	\$4,398
if you sold all your shares at the end of the period	\$451	\$1,228	\$2,118	\$4,398
Class Y	\$251	\$945	\$1,663	\$3,565

## Portfolio Turnover

The Fund pays transaction costs, such as commissions, when it buys and sells securities (or “turns over” its portfolio). A higher portfolio turnover rate may indicate higher transaction costs and may result in higher taxes when Fund shares are held in a taxable account. These costs, which are not reflected in Annual Fund Operating Expenses or in the Expense Example, affect the Fund’s performance. During the most recent fiscal year, the Fund’s portfolio turnover rate was 12% of the average value of its portfolio.

## Principal Investment Strategies

The Fund seeks to achieve its investment objective by investing at least 80% of its net assets under normal circumstances in equity securities, such as common and preferred stocks, of small-cap companies, plus borrowing for investment purposes. This investment policy may be changed by the Fund upon 60 days’ prior written notice to shareholders.

The Fund uses an investment strategy that combines growth, value and core investment management styles. The Fund defines a small-cap company as one with a market capitalization that falls between (a) the bottom range of the S&P Small-Cap 600 Index (“Small-Cap 600 Index”) and (b) the greater of either the top range of the Small-Cap 600 Index or \$7.0 billion. As of November 30, 2019, the market capitalization of companies in the Small-Cap 600 Index ranged from \$47.5 million to \$7.0 billion.<sup>1</sup> The portfolio

<sup>1</sup> The Small-Cap 600 Index measures the small-cap segment of the U.S. equity market. The Index is designed to track companies that meet specific inclusion criteria to ensure that they are liquid and financially viable.

manager will not sell a stock merely because the market capitalization of a company in the portfolio moves outside its capitalization range or because the index capitalization range changes. Stock selection is key to the performance of the Fund.

The portfolio manager seeks to identify securities of companies with characteristics such as:

- high quality management focused on generating shareholder value
- attractive products or services
- appropriate capital structure
- strong competitive positions in their industries

At times, the portfolio manager may focus investments in a particular sector or sectors of the economy. The portfolio manager may consider selling a security when one of these characteristics no longer applies, or when valuation becomes excessive and more attractive alternatives are identified.

The Fund may borrow for investment purposes. To the extent the Fund borrows and invests the proceeds, the Fund will create financial leverage. The use of borrowing for investment purposes increases both investment opportunity and investment risk.

The Fund may invest in securities issued by real estate investment trusts (“REITs”). REITs are publicly traded corporations or trusts that specialize in acquiring, holding and managing residential, commercial or industrial real estate.

The Fund may also sell securities short and use futures and options to gain short exposure. The Adviser will vary the Fund’s long and short exposures over time based on its assessment of market conditions and other factors.



The Fund also may invest to a lesser extent in securities with capitalizations outside the Fund's small-cap range, debt securities and foreign (non-U.S.) securities. The Fund may also invest in exchange-traded funds ("ETFs"). The Fund may invest without limitation in warrants and may also use derivatives, primarily swaps (including equity, variance and volatility swaps), options and futures contracts on securities, interest rates, commodities and/or currencies, as substitutes for direct investments the Fund can make. The Fund may also use derivatives such as swaps, options (including options on futures), futures, and foreign currency transactions (e.g., foreign currency swaps, futures and forwards) to any extent deemed by the Adviser to be in the best interest of the Fund, and to the extent permitted by the 1940 Act, to hedge various investments for risk management and speculative purposes. The Fund may also invest in master limited partnerships ("MLPs"), which are typically characterized as "publicly traded partnerships" that qualify to be treated as

partnerships for U.S. federal income tax purposes and are principally engaged in one or more aspects of the exploration, production, processing, transmission, marketing, storage or delivery of energy-related commodities, such as natural gas, natural gas liquids, coal, crude oil or refined petroleum products (collectively, the energy industry).

### **Principal Risks**

When you sell Fund shares, they may be worth less than what you paid for them. Consequently, you can lose money by investing in the Fund. No assurance can be given that the Fund will achieve its investment objective, and investment results may vary substantially over time and from period to period. An investment in the Fund is not appropriate for all investors. An investment in the Fund is not a deposit of any bank and is not insured or guaranteed by the Federal Deposit Insurance Corporation (FDIC) or any other government agency. Each risk summarized below is a principal risk of investing in the Fund, and different risks may be more significant at different times depending upon market conditions or other factors.

**Equity Securities Risk** is the risk that stock prices will fall over short or long periods of time. In addition, common stocks represent a share of ownership in a company, and rank after bonds and preferred stock in their claim on the company's assets in the event of bankruptcy.

**Industry Focus Risk** is the risk that the Fund may be particularly susceptible to economic, political or regulatory events affecting those industries in which the Fund focuses its investments. Because the Fund currently focuses its investments in the real estate, financials and healthcare sectors, the Fund's performance largely depends on the overall condition of these industries and the Fund is susceptible to economic, political and regulatory risks or other occurrences associated with these industries.

**Small-Cap Company Risk** is the risk that investing in the securities of small-cap companies either directly or indirectly through investments in ETFs, closed-end funds or mutual funds ("Underlying Funds") may pose greater market and liquidity risks than larger, more established companies, because of limited product lines and/or operating history, limited financial resources, limited trading markets, and the potential lack of management depth. In addition, the securities of such companies are typically more volatile than securities of larger capitalization companies.

**Real Estate Securities Risk** is the risk that an investment in real estate securities will be closely linked to the performance of the real estate markets. Property values or income may fall due to increasing vacancies or declining rents resulting from economic, legal, cultural or technological developments.

**Financial Services Sector Risk** is the risk associated with investments in the financial services sector. Such investments may be subject to credit risk, interest rate risk, and regulatory risk, among others. Banks and other financial institutions can be affected by such factors as downturns in the U.S. and foreign economies and general economic cycles, fiscal and monetary policy, adverse developments in the real estate market, the deterioration or failure of other financial institutions, and changes in banking or securities regulations.

**Healthcare Sector Risk** is the risk that a portion of the Fund's performance depends on the overall condition of the healthcare industry and is susceptible to economic, political and regulatory risks or other occurrences associated with the healthcare industry. Healthcare companies, including biotechnology companies and pharmaceutical firms, may be significantly affected by product obsolescence, thin capitalization, limited product lines and markets, civil liability claims and legislative or regulatory activities, among other factors.

**Counterparty Risk** is the risk that a counterparty (the other party to a transaction or an agreement or the party with whom the Fund executes transactions) to a transaction with the Fund may be unable or unwilling to make timely principal, interest or settlement payments, or otherwise honor its obligations.

**Credit Risk** is the risk that the issuers of certain securities or the counterparties of a derivatives contract or repurchase contract might be unable or unwilling (or perceived as being unable or unwilling) to make interest and/or principal payments when due, or to otherwise honor its obligations. Debt securities are subject to the risk of non-payment of scheduled interest and/or principal. Non-payment would result in a reduction of income to the Fund, a reduction in the value of the obligation experiencing non-payment and a potential decrease in the net asset value ("NAV") of the Fund.

**Currency Risk** is the risk that fluctuations in exchange rates will adversely affect the value of the Fund's foreign currency holdings and investments denominated in foreign currencies.

**Derivatives Risk** is a combination of several risks, including the risks that: (1) an investment in a derivative instrument may not correlate well with the performance of the securities or asset class to which the Fund seeks exposure, (2) derivative contracts, including options, may expire worthless and the use of derivatives may result in losses to the Fund, (3) a derivative instrument entailing leverage may result in a loss greater than the principal amount invested, (4) derivatives not traded on an exchange may be subject to credit risk, for example, if the counterparty does not meet its obligations (see also “Counterparty Risk”), and (5) derivatives not traded on an exchange may be subject to liquidity risk and the related risk that the instrument is difficult or

---

impossible to value accurately. As a general matter, when the Fund establishes certain derivative instrument positions, such as certain futures, options and forward contract positions, it will segregate liquid assets (such as cash, U.S. Treasury bonds or commercial paper) equivalent to the Fund's outstanding obligations under the contract or in connection with the position. In addition, changes in laws or regulations may make the use of derivatives more costly, may limit the availability of derivatives, or may otherwise adversely affect the use, value or performance of derivatives. The Fund's ability to pursue its investment strategy, including its strategy of investing in certain derivative instruments, may be limited to or adversely affected by the Fund's intention to qualify as a regulated investment company (a "RIC"), and its strategy may bear adversely on its ability to so qualify.

**Exchange-Traded Funds ("ETF") Risk** is the risk that the price movement of an ETF may not exactly track the underlying index and may result in a loss. In addition, shareholders bear both their proportionate share of the Fund's expenses and similar expenses of the underlying investment company when the Fund invests in shares of another investment company. Certain ETFs may be thinly-traded and experience large spreads between the "ask" price quoted by a seller and the "bid" price offered by a buyer.

**Focused Investment Risk** is the risk that although the Fund is a diversified fund, it may invest in securities of a limited number of issuers in an effort to achieve a potentially greater investment return than a fund that invests in a larger number of issuers. As a result, price movements of a single issuer's securities will have a greater impact on the Fund's net asset value, causing it to fluctuate more than that of a more widely diversified fund.

**Growth Investing Risk** is the risk of investing in growth stocks that may be more volatile than other stocks because they are more sensitive to investor perceptions of the issuing company's growth potential. Growth-oriented funds will typically underperform when value investing is in favor.

**Hedging Risk** is the risk that, although intended to limit or reduce investment risk, hedging strategies may also limit or reduce the potential for profit. There is no assurance that hedging strategies will be successful.

**Interest Rate Risk** is the risk that fixed income securities will decline in value because of changes in interest rates. When interest rates decline, the value of fixed rate securities already held by the Fund can be expected to rise. Conversely, when interest rates rise, the value of existing fixed rate portfolio securities can be expected to decline. A fund with a longer average portfolio duration will be more sensitive to changes in interest rates than a fund with a shorter average portfolio duration.

**Leverage Risk** is the risk associated with the use of leverage for investment purposes to create opportunities for greater total returns. Any investment income or gains earned with respect to the amounts borrowed that are in excess of the interest that is due on the borrowing will augment the Fund's income. Conversely, if the investment performance with respect to the amounts borrowed fails to cover the interest on such borrowings, the value of the Fund's shares may decrease more quickly than would otherwise be the case. Interest payments and fees incurred in connection with such borrowings will reduce the amount of net income available for payment to Fund shareholders.

**MLP Risk** is the risk of investing in MLP units, which involves some risks that differ from an investment in the equity securities of a company. The Fund may invest in MLP units. Holders of MLP units have limited control and voting rights on matters affecting the partnership. Holders of units issued by an MLP are exposed to a remote possibility of liability for all of the obligations of that MLP in certain instances. Holders of MLP units are also exposed to the risk that they will be required to repay amounts to the MLP that are wrongfully distributed to them. Additionally, a sustained reduced demand for crude oil, natural gas and refined petroleum products could adversely affect MLP revenues and cash flows and changes in the regulatory environment could adversely affect the profitability of MLPs. Investments in MLP units also present special tax risks. See "MLP Tax Risk" below.

**MLP Tax Risk** is the risk that the MLPs in which the Fund invests will fail to be treated as partnerships for U.S. federal income tax purposes. If an MLP does not meet current legal requirements to maintain its partnership status, or if it is unable to do so because of tax or other law changes, it would be treated as a corporation for U.S. federal income tax purposes. In that case, the MLP would be obligated to pay U.S. federal income tax (as well as state and local taxes) at the entity level on its taxable income and distributions received by the Fund would be characterized as dividend income to the extent of the MLP's current and accumulated earnings and profits for federal tax purposes. The classification of an MLP as a corporation for U.S. federal income tax purposes could have the effect of reducing the amount of cash available for distribution by the MLP and the value of the Fund's investment in any such MLP. As a result, the value of the Fund's shares and the cash available for distribution to Fund shareholders could be reduced.

**Non-U.S. Securities Risk** is the risk associated with investing in non-U.S. issuers. Investments in securities of non-U.S. issuers involve certain risks not involved in domestic investments (for example, fluctuations in foreign exchange rates (for

non-U.S. securities not denominated in U.S. dollars); future foreign economic, financial, political and social developments; nationalization; exploration or

confiscatory taxation; smaller markets; different trading and settlement practices; less governmental supervision; and different accounting, auditing and financial recordkeeping standards and requirements) that may result in the Fund experiencing more rapid and extreme changes in value than a fund that invests exclusively in securities of U.S. companies. In addition, certain investments in non-U.S. securities may be subject to foreign withholding and other taxes on interest, dividends, capital gains or other income or proceeds. Those taxes will reduce the Fund's yield on any such securities. See the "Taxation" section below.

**Operational and Technology Risk** is the risk that cyber-attacks, disruptions, or failures that affect the Fund's service providers, counterparties, market participants, or issuers of securities held by the Fund may adversely affect the Fund and its shareholders, including by causing losses for the Fund or impairing Fund operations. The Fund and its Adviser have limited ability to prevent or mitigate cyber security incidents affecting third-party service providers.

**Other Investment Companies Risk** is the risk that when the Fund invests a portion of its assets in investment companies, including open-end funds, closed-end funds, ETFs and other types of investment companies, those assets will be subject to the risks of the purchased investment companies' portfolio securities, and a shareholder in the Fund will bear not only his or her proportionate share of the Fund's expenses, but also indirectly the expenses of the purchased investment companies. Risks associated with investments in closed-end funds also generally include market risk, leverage risk, risk of market price discount from NAV, risk of anti-takeover provisions and non-diversification

**REIT-Specific Risk** includes the risk that an investment in the stocks of REITs will decline because of adverse developments affecting the real estate industry and real property values. An investment in a REIT also may be adversely affected or lost if the REIT fails to qualify as a REIT for tax purposes. REITs are also subject to heavy cash flow dependency, defaults by borrowers and liquidity risk. In addition, REITs could possibly fail to (i) qualify for favorable tax treatment under applicable tax law, or (ii) maintain their exemption from registration under the 1940 Act.

**Securities Market Risk** is the risk that the value of securities owned by the Fund may go up or down, sometimes rapidly or unpredictably, due to factors affecting particular companies or the securities markets generally. A general downturn in the securities market may cause multiple asset classes to decline in value simultaneously. Many factors can affect this value and you may lose money by investing in the Fund.

**Short Sales Risk** is the risk of loss associated with any appreciation on the price of a security borrowed in connection with a short sale. The Fund may engage in short sales that are not made "against-the-box," which means that the Fund may sell short securities even when they are not actually owned or otherwise covered at all times during the period the short position is open. Short sales that are not made "against-the-box" involve unlimited loss potential since the market price of securities sold short may continuously increase.

**Swaps Risk** involves both the risks associated with an investment in the underlying investments or instruments (including equity investments) and counterparty risk. In a standard over-the-counter ("OTC") swap transaction, two parties agree to exchange the returns, differentials in rates of return or some other amount calculated based on the "notional amount" of predetermined investments or instruments, which may be adjusted for an interest factor. Swaps can involve greater risks than direct investments in securities, because swaps may be leveraged and OTC swaps are subject to counterparty risk (e.g., the risk of a counterparty's defaulting on the obligation or bankruptcy), credit risk and pricing risk (i.e., swaps may be difficult to value). Swaps may also be considered illiquid. Certain swap transactions, including interest rate swaps and index credit default swaps, may be subject to mandatory clearing and exchange trading, although the swaps in which the Fund will invest are not currently subject to mandatory clearing and exchange trading. The use of swaps is a highly specialized activity which involves investment techniques, risk analyses and tax planning different from those associated with ordinary portfolio securities transactions. The value of swaps, like many other derivatives, may move in unexpected ways and may result in losses for the Fund.

**Value Investing Risk** is the risk of investing in undervalued stocks that may not realize their perceived value for extended periods of time or may never realize their perceived value. Value stocks may respond differently to market and other developments than other types of stocks. Value-oriented funds will typically underperform when growth investing is in favor.

## **Performance**

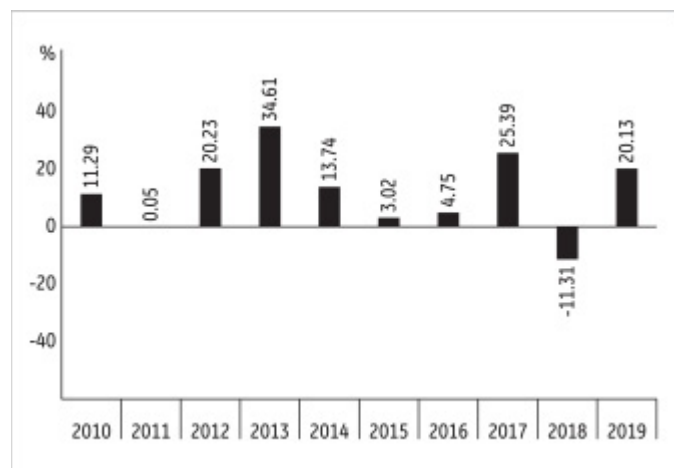
The bar chart and the Average Annual Total Returns table below provide some indication of the risks of investing in the Fund by showing changes in the performance of the Fund's Class A Shares for each full calendar year and by showing how the Fund's average annual returns compare with the returns of a broad-based securities market index or indices. As with all

mutual funds, the Fund's past performance (before and after taxes) does not predict how the Fund will perform in the future. The Fund's performance prior to February 18, 2011 reflects returns achieved when the Fund was managed by a different investment adviser. If the Fund's current management had been in place for the prior periods, the

performance information shown would have been different. The Fund's performance reflects applicable fee waivers and/or expense limitations in effect during the periods presented, without which returns would have been lower. Both the chart and the table assume the reinvestment of dividends and distributions. The bar chart does not reflect the deduction of applicable sales charges for Class A Shares. If sales charges had been reflected, the returns for Class A Shares would be less than those shown below. The returns of Class C and Class Y Shares would have substantially similar returns as Class A because the classes are invested in the same portfolio of securities and the annual returns would differ only to the extent that the classes have different expenses (including sales charges). Updated information on the Fund's performance can be obtained by visiting <https://highlandfunds.com/funds/> or by calling 1-877-665-1287.

### Calendar Year Total Returns

The bar chart shows the performance of the Fund's Class A shares as of December 31.



The highest calendar quarter total return for Class A Shares of the Fund was 20.85% for the quarter ended March 31, 2019 and the lowest calendar quarter total return was -17.80% for the quarter ended September 30, 2011.

### Average Annual Total Returns

(For the periods ended December 31, 2019)

	1 Year	5 Years	10 Years
<b>Class A</b> (inception 9/30/98)			
Return Before Taxes	13.17%	7.36%	11.48%
Return After Taxes on Distributions	9.40%	3.48%	8.87%
Return After Taxes on Distributions and Sale of Fund Shares	8.34%	4.33%	8.72%
<b>Return Before Taxes</b>			
Class C (inception 9/30/99)	18.23%	7.85%	11.31%
Class Y (inception 9/30/98)	20.38%	8.88%	12.41%
<b>S&amp;P Small-Cap 600 Index</b> (reflects no deduction for fees, expenses or taxes)	22.74%	9.50%	13.31%

After-tax returns in the table above are shown for Class A Shares only and after-tax returns for other share classes will vary. After-tax returns are calculated using the historical highest individual federal marginal income tax rates and do not reflect the impact of state and local taxes. Actual after-tax returns depend on an investor's tax situation and may differ from those shown. For example, after-tax returns shown are not relevant to investors who hold their Fund shares through tax-advantaged arrangements, such as 401(k) plans or individual retirement accounts.

In some cases, average annual return after taxes on distributions and sale of fund shares may be higher than the return before taxes and the average annual return after taxes on distributions because of realized losses that would have been sustained upon the sale of fund shares immediately after the relevant periods. The calculations assume that an investor holds the shares in a taxable account, is in the actual historical highest individual federal marginal income tax bracket for each year and would have been able to immediately utilize the full realized loss to reduce his or her federal tax liability. However, actual individual tax results may vary and investors should consult their tax advisers regarding their personal tax situations.

### Portfolio Management



Highland Capital Management Fund Advisors, L.P. serves as the investment adviser to the Fund. The portfolio manager for the Fund is:

<b>Portfolio Manager</b>	<b>Portfolio Manager Experience in this Fund</b>	<b>Title with Adviser</b>
James Dondero	4 years	President and Co-Founder

## **Purchase and Sale of Fund Shares**

**Purchase minimum** (for Class A and Class C Shares) (reduced for certain accounts)

	<b>By mail</b>	<b>By wire</b>	<b>Automatic</b>
Initial Investment	\$ 500	\$ 1,000	\$ 25
Subsequent Investments	\$ 100	\$ 1,000	\$ 25

There is no program asset size or minimum investment requirements for initial and subsequent purchases of shares by eligible omnibus account investors.

**Purchase minimum** (for Class Y Shares) (eligible investors only)

Initial Investment	None
Subsequent Investments	None

Class Y Shares are available to investors who invest through programs or platforms maintained by an authorized financial intermediary.

Individual investors that invest directly with the Fund are not eligible to invest in Class Y Shares.

The Fund reserves the right to apply or waive investment minimums under certain circumstances as described in the Prospectus under the "Choosing a Share Class" section.

You may purchase shares of the Fund by mail, bank wire, electronic funds transfer or by telephone after you have opened an account with the Fund. You may obtain an account application from your financial intermediary, from the Fund by calling 1-877-665-1287 or from the Fund's website at <http://highlandfunds.com/literature>.

In general, you may sell (redeem) all or part of your Fund shares on any business day through the following options:

- Through your Financial Intermediary
- By writing to Highland Funds II — Highland Small-Cap Equity Fund, PO Box 219424, Kansas City, Missouri 64121-9424, or
- By calling DST Asset Manager Solutions, Inc. at 1-877-665-1287

Financial intermediaries may independently charge fees for shareholder transactions or for advisory services. Please see their materials for details.

## **Tax Information**

The Fund intends to make distributions that generally will be taxable to you as ordinary income, qualified dividend income or capital gains, unless you are a tax-exempt investor or otherwise investing in the Fund through a tax-advantaged arrangement, such as a 401(k) plan or an individual retirement account. If you are investing in the Fund through a tax-advantaged arrangement, you may be taxed later upon withdrawals from that arrangement.

## **Payments to Broker-Dealers and Other Financial Intermediaries**

If you purchase shares of the Fund through a broker-dealer or other financial intermediary (such as a bank), the Fund and its related companies may pay the intermediary for the sale of Fund shares and related services. These payments may create a conflict of interest by influencing the broker-dealer or other intermediary and your salesperson to recommend the Fund over another investment. Ask your salesperson or visit your financial intermediary's website for more information.



Class A	\$518	\$725	\$949	\$1,593
Class C				
if you do not sell your shares	\$173	\$546	\$944	\$2,058
if you sold all your shares at the end of the period	\$273	\$546	\$944	\$2,058
Class Y	\$72	\$237	\$416	\$937

### Portfolio Turnover

The Fund pays transaction costs, such as commissions, when it buys and sells securities (or “turns over” its portfolio). A higher portfolio turnover rate may indicate higher transaction costs and may result in higher taxes when Fund shares are held in a taxable account. These costs, which are not reflected in Annual Fund Operating Expenses or in the Expense Example, affect the Fund’s performance. During the most recent fiscal year, the Fund’s portfolio turnover rate was 53% of the average value of its portfolio.

---

## **Principal Investment Strategies**

The Fund seeks to achieve its investment objective by investing at least 80% of its net assets under normal circumstances in debt securities. This investment policy may be changed by the Fund upon 60 days' prior written notice to shareholders.

The Adviser has allocated all the assets of the Fund to be managed/advised by First Foundation Advisors ("FFA" or the "Sub-Adviser"), the Fund's sub-adviser. The Fund invests primarily in a variety of investment-grade debt securities, such as mortgage-backed securities, corporate bonds, U.S. Government securities, investment-grade municipal obligations and money market instruments. The Fund normally has a weighted average maturity of approximately five to ten years, but is subject to no limitation with respect to the maturities of the instruments in which it may invest.

U.S. Government securities are securities that are issued or guaranteed as to principal and interest by the U.S. Government or one of its agencies or instrumentalities.

Some U.S. Government securities are backed by the full faith and credit of the U.S. Government, such as U.S. Treasury bills and notes and obligations of the Government National Mortgage Association (Ginnie Mae). Other U.S. Government securities are neither issued nor guaranteed by the full faith and credit of the U.S. Government, including those issued by the Federal National Mortgage Association (Fannie Mae) and the Federal Home Loan Mortgage Corporation (Freddie Mac). Fannie Mae and Freddie Mac have been operating under a conservatorship since 2008, with the Federal Housing Finance Authority acting as their conservator, and receive certain financing support from and have access to certain borrowing arrangements with the U.S. Treasury.

The portfolio manager seeks to identify debt securities with characteristics such as:

- attractive yields and prices
- the potential for capital appreciation
- reasonable credit quality

The portfolio manager may consider selling a security when one of these characteristics no longer applies, or when valuation becomes excessive and more attractive alternatives are identified.

The Fund also may invest to a lesser extent in non-mortgage asset-backed securities, high yield securities (also known as "junk securities"), foreign (non-U.S.) and emerging market debt securities and equity securities, such as exchange-traded funds ("ETFs").

The portfolio manager may also use various types of derivatives (such as options, futures and options on futures) to manage interest rate risk (also known as duration) and to manage exposure to credit quality. The reference in the Fund's investment objective to capital preservation does not indicate that the Fund may not lose money. The investment adviser seeks to employ strategies that are consistent with capital preservation, but there can be no assurance that the investment adviser will be successful in doing so.

## **Principal Risks**

When you sell Fund shares, they may be worth less than what you paid for them. Consequently, you can lose money by investing in the Fund. No assurance can be given that the Fund will achieve its investment objective, and investment results may vary substantially over time and from period to period. An investment in the Fund is not appropriate for all investors. Each risk summarized below is a principal risk of investing in the Fund, and different risks may be more significant at different times depending upon market conditions or other factors.

An investment in the Fund is not a deposit of any bank and is not insured or guaranteed by the Federal Deposit Insurance Corporation (FDIC) or any other government agency.

**Mortgage-Backed Securities Risk** is the risk of investing in mortgage-backed securities, and includes interest rate risk, liquidity risk and credit risk, which may be heightened in connection with investments in loans to "subprime" borrowers. Certain mortgage-backed securities are also subject to prepayment risk. Mortgage-backed securities, because they are backed by mortgage loans, are also subject to risks related to real estate, and securities backed by private-issued mortgages may experience higher rates of default on the underlying mortgages than securities backed by government-issued mortgages. The Fund could lose money if there are defaults on the mortgage loans underlying these securities.

**Asset-Backed Securities Risk** is the risk of investing in asset-backed securities, and includes interest rate risk, prepayment risk and the risk that the Fund could lose money if there are defaults on the loans underlying these securities.

**Financial Services Sector Risk** is the risk associated with investments in the financial services sector. Such investments may be subject to credit risk, interest rate risk, and regulatory risk, among others. Banks and other financial institutions can be affected by such factors as downturns in the U.S. and foreign economies and general economic cycles, fiscal and monetary policy, adverse developments in the real estate market, the deterioration or failure of other financial institutions, and changes in banking or securities regulations.

**Counterparty Risk** is the risk that a counterparty (the other party to a transaction or an agreement or the party with

---

whom the Fund executes transactions) to a transaction with the Fund may be unable or unwilling to make timely principal, interest or settlement payments, or otherwise honor its obligations.

**Credit Risk** is the risk that the issuers of certain securities or the counterparties of a derivatives contract or repurchase contract might be unable or unwilling (or perceived as being unable or unwilling) to make interest and/or principal payments when due, or to otherwise honor its obligations. Debt securities are subject to the risk of non-payment of scheduled interest and/or principal. Non-payment would result in a reduction of income to the Fund, a reduction in the value of the obligation experiencing non-payment and a potential decrease in the net asset value (“NAV”) of the Fund.

**Currency Risk** is the risk that fluctuations in exchange rates will adversely affect the value of the Fund’s foreign currency holdings and investments denominated in foreign currencies.

**Debt Securities Risk** is the risk associated with the fact that the value of debt securities typically changes in response to various factors, including, by way of example, market-related factors (such as changes in interest rates or changes in the risk appetite of investors generally) and changes in the actual or perceived ability of the issuer (or of issuers generally) to meet its (or their) obligations. During periods of rising interest rates, debt securities generally decline in value. Conversely, during periods of falling interest rates, debt securities generally rise in value. This kind of market risk is generally greater for funds investing in debt securities with longer maturities.

**Derivatives Risk** is a combination of several risks, including the risks that: (1) an investment in a derivative instrument may not correlate well with the performance of the securities or asset class to which the Fund seeks exposure, (2) derivative contracts, including options, may expire worthless and the use of derivatives may result in losses to the Fund, (3) a derivative instrument entailing leverage may result in a loss greater than the principal amount invested, (4) derivatives not traded on an exchange may be subject to credit risk, for example, if the counterparty does not meet its obligations (see also “Counterparty Risk”), and (5) derivatives not traded on an exchange may be subject to liquidity risk and the related risk that the instrument is difficult or impossible to value accurately. As a general matter, when the Fund establishes certain derivative instrument positions, such as certain futures, options and forward contract positions, it will segregate liquid assets (such as cash, U.S. Treasury bonds or commercial paper) equivalent to the Fund’s outstanding obligations under the contract or in connection with the position. In addition, changes in laws or regulations may make the use of derivatives more costly, may limit the availability of derivatives, or may otherwise adversely affect the use, value or performance of derivatives. The Fund’s ability to pursue its investment strategy, including its strategy of investing in certain derivative instruments, may be limited to or adversely affected by the Fund’s intention to qualify as a regulated investment company (a “RIC”), and its strategy may bear adversely on its ability to so qualify.

**Emerging Markets Risk** is the risk of investing in securities of issuers tied economically to emerging markets, which entails all of the risks of investing in securities of non-U.S. issuers detailed below under “Non-U.S. Securities Risk” to a heightened degree. These heightened risks include: (i) greater risks of expropriation, confiscatory taxation, nationalization, and less social, political and economic stability; (ii) the smaller size of the markets for such securities and a lower volume of trading, resulting in lack of liquidity and in price volatility; (iii) greater fluctuations in currency exchange rates; and (iv) certain national policies that may restrict the Fund’s investment opportunities, including restrictions on investing in issuers or industries deemed sensitive to relevant national interests.

**Equity Securities Risk** is the risk that stock prices will fall over short or long periods of time. In addition, common stocks represent a share of ownership in a company, and rank after bonds and preferred stock in their claim on the company’s assets in the event of bankruptcy.

**Exchange-Traded Funds (“ETF”) Risk** is the risk that the price movement of an ETF may not exactly track the underlying index and may result in a loss. In addition, shareholders bear both their proportionate share of the Fund’s expenses and similar expenses of the underlying investment company when the Fund invests in shares of another investment company. Certain ETFs may be thinly-traded and experience large spreads between the “ask” price quoted by a seller and the “bid” price offered by a buyer.

**Fixed Income Market Risk** is the risk that fixed income markets may, in response to governmental intervention, economic or market developments (including potentially a reduction in the number of broker-dealers willing to engage in market-making activity), or other factors, experience periods of increased volatility and reduced liquidity. During those periods, the Fund may experience increased levels of shareholder redemptions, and may have to sell securities at times when it would otherwise not do so, and at unfavorable prices. Fixed income securities may be difficult to value during such periods.

**High Yield Debt Securities Risk** is the risk that below investment grade securities or unrated securities of similar credit quality (commonly known as “high yield securities” or “junk securities”) are more likely to default than higher rated securities. The Fund’s ability to invest in high-yield debt securities generally subjects the Fund to greater risk than





securities with higher ratings. Such securities are regarded by the rating organizations as predominantly speculative with respect to capacity to pay interest and repay principal in accordance with the terms of the obligation. The market value of these securities is generally more sensitive to corporate developments and economic conditions and can be volatile. Market conditions can diminish liquidity and make accurate valuations difficult to obtain.

**Interest Rate Risk** is the risk that fixed income securities will decline in value because of changes in interest rates. When interest rates decline, the value of fixed rate securities already held by the Fund can be expected to rise. Conversely, when interest rates rise, the value of existing fixed rate portfolio securities can be expected to decline. A fund with a longer average portfolio duration will be more sensitive to changes in interest rates than a fund with a shorter average portfolio duration.

**Municipal Obligations Risk** is the risk of investing in municipal securities, and includes interest rate risk and the credit risk of the issuers of municipal securities. The municipal securities market is volatile and may be significantly affected by adverse tax, legislative or political changes. To the extent that the Fund remains relatively small, it may have fewer favorable investment opportunities.

**Non-U.S. Securities Risk** is the risk associated with investing in non-U.S. issuers. Investments in securities of non-U.S. issuers involve certain risks not involved in domestic investments (for example, fluctuations in foreign exchange rates (for non-U.S. securities not denominated in U.S. dollars); future foreign economic, financial, political and social developments; nationalization; exploration or confiscatory taxation; smaller markets; different trading and settlement practices; less governmental supervision; and different accounting, auditing and financial recordkeeping standards and requirements) that may result in the Fund experiencing more rapid and extreme changes in value than a fund that invests exclusively in securities of U.S. companies. These risks are magnified for investments in issuers tied economically to emerging markets, the economies of which tend to be more volatile than the economies of developed markets. In addition, certain investments in non-U.S. securities may be subject to foreign withholding and other taxes on interest, dividends, capital gains or other income or proceeds. Those taxes will reduce the Fund's yield on any such securities. See the "Taxation" section below.

**Operational and Technology Risk** is the risk that cyber-attacks, disruptions, or failures that affect the Fund's service providers, counterparties, market participants, or issuers of securities held by the Fund may adversely affect the Fund and its shareholders, including by causing losses for the Fund or impairing Fund operations. The Fund and its Adviser have limited ability to prevent or mitigate cyber security incidents affecting third-party service providers.

**Prepayment Risk** is the risk that during periods of falling interest rates, issuers of debt securities may repay higher rate securities before their maturity dates. This may cause the Fund to lose potential price appreciation and to be forced to reinvest the unanticipated proceeds at lower interest rates. This may adversely affect the NAV of the Fund's shares.

**Illiquid and Restricted Securities Risk** is the risk that the Sub-Adviser may not be able to sell illiquid or restricted securities, such as securities issued pursuant to Rule 144A of the Securities Act of 1933, at the price it would like or may have to sell them at a loss. Securities of non-U.S. issuers, and emerging or developing markets securities in particular, are subject to greater liquidity risk.

**Securities Market Risk** is the risk that the value of securities owned by the Fund may go up or down, sometimes rapidly or unpredictably, due to factors affecting particular companies or the securities markets generally. A general downturn in the securities market may cause multiple asset classes to decline in value simultaneously. Many factors can affect this value and you may lose money by investing in the Fund.

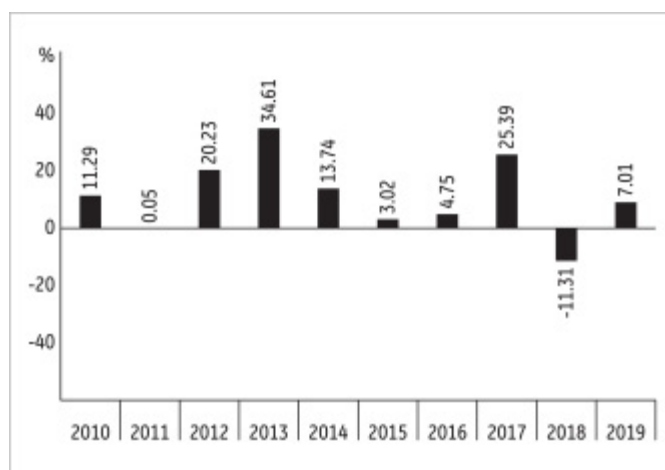
## **Performance**

The bar chart and the Average Annual Total Returns table below provide some indication of the risks of investing in the Fund by showing changes in the performance of the Fund's Class A Shares for each full calendar year and by showing how the Fund's average annual returns compare with the returns of a broad-based securities market index or indices. As with all mutual funds, the Fund's past performance (before and after taxes) does not predict how the Fund will perform in the future. The Fund's performance prior to August 1, 2014 reflects returns achieved when the Fund was sub-advised by a different sub-adviser. If the Fund's current management had been in place for the prior periods, the performance information shown would have been different. The Fund's performance reflects applicable fee waivers and/or expense limitations in effect during the periods presented, without which returns would have been lower. Both the chart and the table assume the reinvestment of dividends and distributions. The bar chart does not reflect the deduction of applicable sales charges for Class A Shares. If sales charges had been reflected, the returns for Class A Shares would be less than those

shown below. The returns of Class C and Class Y Shares would have substantially similar returns as Class A because the classes are invested in the same portfolio of securities and the annual returns would differ only to the extent that the classes have different expenses (including sales charges). Updated information on the Fund's performance can be obtained by visiting <https://highlandfunds.com/funds/> or by calling 1-877-665-1287.

## Calendar Year Total Returns

The bar chart shows the performance of the Fund's Class A shares as of December 31.



The highest calendar quarter total return for Class A Shares of the Fund was 2.98% for the quarter ended March 31, 2019 and the lowest calendar quarter total return was -2.46% for the quarter ended June 30, 2013.

## Average Annual Total Returns

(For the periods ended December 31, 2019)

	1 Year	5 Years	10 Years
<b>Class A</b> (inception 2/22/93)			
Return Before Taxes	2.50%	2.05%	3.20%
Return After Taxes on Distributions	1.45%	1.05%	2.23%
Return After Taxes on Distributions and Sale of Fund Shares	1.45%	0.92%	2.06%
<b>Return Before Taxes</b>			
Class C (inception 9/30/99)	5.20%	2.18%	2.89%
Class Y (inception 11/29/93)	7.28%	3.20%	3.91%
<b>Bloomberg Barclays Capital U.S. Aggregate Bond Index</b> (reflects no deduction for fees, expenses or taxes) (inception 12/28/93)	8.72%	3.05%	3.74%

After-tax returns in the table above are shown for Class A Shares only and after-tax returns for other share classes will vary. After-tax returns are calculated using the historical highest individual federal marginal income tax rates and do not reflect the impact of state and local taxes. Actual after-tax returns depend on an investor's tax situation and may differ from those shown. For example, after-tax returns shown are not relevant to investors who hold their Fund shares through tax-advantaged arrangements, such as 401(k) plans or individual retirement accounts.

In some cases, average annual return after taxes on distributions and sale of fund shares may be higher than the return before taxes and the average annual return after taxes on distributions because of realized losses that would have been sustained upon the sale of fund shares immediately after the relevant periods. The calculations assume that an investor holds the shares in a taxable account, is in the actual historical highest individual federal marginal income tax bracket for each year and would have been able to immediately utilize the full realized loss to reduce his or her federal tax liability. However, actual individual tax results may vary and investors should consult their tax advisers regarding their personal tax situations.

## Portfolio Management

Highland Capital Management Fund Advisors, L.P. serves as the investment adviser to the Fund and First Foundation Advisors serves as sub-adviser to the Fund. The portfolio manager for the Fund is:

Portfolio Manager	Portfolio Manager Experience in this Fund	Title with Sub-Adviser
John Hakopian	5 years	President

## Purchase and Sale of Fund Shares

**Purchase minimum** (for Class A and Class C Shares) (reduced for certain accounts)

	<b>By mail</b>	<b>By wire</b>	<b>Automatic</b>
Initial Investment	\$ 500	\$ 1,000	\$ 25
Subsequent Investments	\$ 100	\$ 1,000	\$ 25

There is no program asset size or minimum investment requirements for initial and subsequent purchases of shares by eligible omnibus account investors.

**Purchase minimum** (for Class Y Shares) (eligible investors only)

Initial Investment	None
Subsequent Investments	None

Class Y Shares are available to investors who invest through programs or platforms maintained by an authorized financial intermediary.

Individual investors that invest directly with the Fund are not eligible to invest in Class Y Shares.

The Fund reserves the right to apply or waive investment minimums under certain circumstances as described in the Prospectus under the "Choosing a Share Class" section.

You may purchase shares of the Fund by mail, bank wire, electronic funds transfer or by telephone after you have opened an account with the Fund. You may obtain an account application from your financial intermediary, from the Fund by calling 1-877-665-1287 or from the Fund's website at <http://highlandfunds.com/literature>.

In general, you may sell (redeem) all or part of your Fund shares on any business day through the following options:

- Through your Financial Intermediary
- By writing to Highland Funds II — Highland Fixed Income Fund, PO Box 219424, Kansas City, Missouri 64121-9424, or
- By calling DST Asset Manager Solutions, Inc. at 1-877-665-1287

Financial intermediaries may independently charge fees for shareholder transactions or for advisory services. Please see their materials for details.

**Tax Information**

The Fund intends to make distributions that generally will be taxable to you as ordinary income, qualified dividend income or capital gains, unless you are a tax-exempt investor or otherwise investing in the Fund through a tax-advantaged arrangement, such as a 401(k) plan or an individual retirement account. If you are investing in the Fund through a tax-advantaged arrangement, you may be taxed later upon withdrawals from that arrangement.

**Payments to Broker-Dealers and Other Financial Intermediaries**

If you purchase shares of the Fund through a broker-dealer or other financial intermediary (such as a bank), the Fund and its related companies may pay the intermediary for the sale of Fund shares and related services. These payments may create a conflict of interest by influencing the broker-dealer or other intermediary and your salesperson to recommend the Fund over another investment. Ask your salesperson or visit your financial intermediary's website for more information.

# Highland Total Return Fund

## Investment Objective

The investment objective of Highland Total Return Fund (“Total Return Fund” or the “Fund”) is to seek maximum total return (total return includes both income and capital appreciation).

## Fees and Expenses of the Fund

The following tables describe the fees and expenses that you may pay if you buy and hold shares of the Fund.

You may qualify for sales charge discounts on purchases of Class A Shares if you and your family invest, or agree to invest in the future, at least \$50,000 in Highland Funds II equity funds and/or asset allocation funds, or at least \$100,000 in Highland Funds II fixed income funds. More information about these and other discounts is available from your financial professional and in the “Reduced Sales Charges for Class A Shares” section on page 51 of the Fund’s Prospectus and the “Programs for Reducing or Eliminating Sales Charges” section on page 63 of the Fund’s Statement of Additional Information. Investors investing in the Fund through an intermediary should consult the Appendix to the Fund’s Prospectus, which includes information regarding financial intermediary-specific sales charges and related discount policies that apply to purchases through certain specified intermediaries.

### Shareholder Fees (fees paid directly from your investment)

	Class A	Class C	Class Y
Maximum Sales Charge (Load) Imposed on Purchases (as a % of offering price)	5.75%	None	None
Maximum Sales Charge (Load) Imposed on Reinvested Dividends and other Distributions (as a % of offering price)	None	None	None
Maximum Deferred Sales Charge (Load) (as a % of the net asset value at the time of purchase or redemption, whichever is lower)	None <sup>1</sup>	1.00% <sup>2</sup>	None
Exchange Fee	None	None	None
Redemption Fee	None	None	None

### Annual Fund Operating Expenses (expenses that you pay each year as a percentage of the value of your investment)

	Class A	Class C	Class Y
Management Fee	0.50%	0.50%	0.50%
Distribution and/or Service (12b-1) Fees	0.25%	1.00%	None
Other Expenses	0.48%	0.48%	0.48%
Acquired Fund Fees and Expenses	0.13%	0.13%	0.13%
Expense Reimbursement	0.03%	0.03%	0.03%
Total Annual Fund Operating Expenses <sup>3,4</sup>	1.33%	2.08%	1.08%

<sup>1</sup> Class A Shares bought without an initial sales charge in accounts aggregating \$1 million or more at the time of purchase are subject to a 0.50% contingent deferred sales charge (“CDSC”) if the shares are sold within one year of purchase.

<sup>2</sup> Class C Shares are subject to a 1% CDSC for redemptions of shares within one year of purchase. This CDSC does not apply to redemptions under a systematic withdrawal plan.

<sup>3</sup> Total Annual Fund Operating Expenses differ from the ratio of expenses to average net assets shown in the Financial Highlights, which reflect the operating expenses of the Fund and do not include acquired fund fees and expenses.

<sup>4</sup> Highland Capital Management Fund Advisors, L.P. (“HCMFA” or the “Adviser”) has contractually agreed to limit the total annual operating expenses (exclusive of fees paid by the Fund pursuant to its distribution plan pursuant to Rule 12b-1 under the Investment Company Act of 1940, as amended (the “1940 Act”), taxes, such as deferred tax expenses, dividend expenses on short sales, interest payments, brokerage commissions and other transaction costs, acquired fund fees and expenses and extraordinary expenses (collectively, the “Excluded Expenses”)) of the Fund to 0.95% of average daily net assets attributable to any class of the Fund (the “Expense Cap”). The Expense Cap will continue through at least January 31, 2021, and may not be terminated prior to this date without the action or consent of the Fund’s Board of Trustees. Under the expense limitation agreement, the Adviser may recoup waived and/or reimbursed amounts with respect to the Fund within thirty-six months of the date such amounts were waived or reimbursed, provided the Fund’s total annual operating expenses, including such recoupment, do not exceed the Expense Cap in effect at the time of such waiver/reimbursement.

## Expense Example

This Example helps you compare the cost of investing in the Fund to the cost of investing in other mutual funds. The Example assumes that (i) you invest \$10,000 in the Fund for the time periods indicated and then sell or redeem all your shares at the end of those periods, (ii) your investment has a 5% return each year, and (iii) operating expenses remain the same. Only the first year of each period in the Example takes into account the expense reimbursement described in the footnote above. Your actual costs may be higher or lower.

	1 Year	3 Years	5 Years	10 Years
Class A	\$703	\$972	\$1,262	\$2,084

---

Class C				
if you do not sell your shares	\$211	\$652	\$1,119	\$2,410
if you sold all your shares at the end of the period	\$311	\$652	\$1,119	\$2,410
Class Y	\$110	\$343	\$595	\$1,317

---

### **Portfolio Turnover**

The Fund pays transaction costs, such as commissions, when it buys and sells securities (or “turns over” its portfolio). A higher portfolio turnover rate may indicate higher transaction costs and may result in higher taxes when Fund shares are held in a taxable account. These costs, which are not reflected in Annual Fund Operating Expenses or in the Expense Example, affect the Fund’s performance. During the most recent fiscal year, the Fund’s portfolio turnover rate was 62% of the average value of its portfolio.

---

### **Principal Investment Strategies**

The Fund seeks to achieve its investment objective by investing primarily in a combination of U.S. and foreign (non-U.S.) equity and debt securities and cash. The Fund's asset allocation process utilizes information from the Fund's sub-adviser, First Foundation Advisors ("FFA" or the "Sub-Adviser"), to diversify holdings across these asset classes and to adjust the asset class weightings based on market and economic conditions. The Fund may also use various types of derivatives (such as options, futures and options on futures) to gain exposure to certain types of securities as an alternative to investing directly in such securities, to manage currency exposure and interest rate exposure (also known as duration), and to manage exposure to credit quality. The Fund may hedge a portion of its foreign currency risk but is not required to do so.

The Adviser has allocated all the assets of the Fund to be managed/advised by FFA. The Fund invests in equity securities, such as common and preferred stocks, principally for their capital appreciation potential and investment-grade debt securities principally for their income potential. The Fund invests in cash principally for the preservation of capital, income potential or maintenance of liquidity. Within each asset class, the portfolio managers primarily use active security selection to choose securities based on the perceived merits of individual issuers, although portfolio managers of different asset classes or strategies may place different emphasis on the various characteristics of a company (as identified below) during the selection process. If the portfolio managers believe market conditions provide for attractive valuations relative to more liquid investments, the Fund may also invest in or hold illiquid or restricted securities. The Fund may focus in a particular sector or sectors of the economy, the risks of which are disclosed in the Principal Risks section below.

The portfolio managers seek to identify equity securities of companies with characteristics such as:

- strong earnings growth
- favorable valuation
- a presence in successful industries
- high quality management focused on generating shareholder value
- large or medium capitalization (meaning a market capitalization of \$2 billion or more)

The portfolio managers seek to identify debt securities with characteristics such as:

- attractive yields and prices
- the potential for capital appreciation
- reasonable credit quality (typically investment grade debt securities, such as mortgage-backed securities, corporate bonds, U.S. Government securities and money market instruments)

The portfolio managers may consider selling a security when one of these characteristics no longer applies, or when valuation becomes excessive and more attractive alternatives are identified.

The portion of the Fund invested in debt securities normally has a weighted average maturity of approximately five to ten years, but is subject to no limitation with respect to the maturities of the instruments in which it may invest.

The Fund may also invest to a lesser extent in high yield securities (also known as "junk securities"), equity and debt securities of companies that are located in emerging market countries, and exchange-traded funds ("ETFs") to gain exposure to securities including those of U.S. issuers that are principally engaged in or related to the real estate industry and to securities in emerging markets.

### **Principal Risks**

When you sell Fund shares, they may be worth less than what you paid for them. Consequently, you can lose money by investing in the Fund. No assurance can be given that the Fund will achieve its investment objective, and investment results may vary substantially over time and from period to period. An investment in the Fund is not appropriate for all investors. Each risk summarized below is a principal risk of investing in the Fund, and different risks may be more significant at different times depending upon market conditions or other factors.

An investment in the Fund is not a deposit of any bank and is not insured or guaranteed by the Federal Deposit Insurance Corporation (FDIC) or any other government agency.



**Illiquid and Restricted Securities Risk** is the risk that the Sub-Adviser may not be able to sell illiquid or restricted securities, such as securities issued pursuant to Rule 144A of the Securities Act of 1933, at the price it would like or may have to sell them at a loss. Securities of non-U.S. issuers, and emerging or developing markets securities in particular, are subject to greater liquidity risk.

**Communications Services Sector Risk** is the risk that the Fund's performance could be negatively impacted by events affecting companies in the communications services sector, such as extensive government regulation. The costs of complying with governmental regulations, delays or failure to receive required regulatory approvals, or the enactment of new adverse regulatory requirements may adversely affect the business of such companies.

---

**Allocation Risk** is the risk that the Sub-Adviser may not allocate assets of the Fund among strategies or asset classes in an optimal manner, if, among other reasons, it does not correctly assess the attractiveness of a strategy or asset class.

**Counterparty Risk** is the risk that a counterparty (the other party to a transaction or an agreement or the party with whom the Fund executes transactions) to a transaction with the Fund may be unable or unwilling to make timely principal, interest or settlement payments, or otherwise honor its obligations.

**Credit Risk** is the risk that the issuers of certain securities or the counterparties of a derivatives contract or repurchase contract might be unable or unwilling (or perceived as being unable or unwilling) to make interest and/or principal payments when due, or to otherwise honor its obligations. Debt securities are subject to the risk of non-payment of scheduled interest and/or principal. Non-payment would result in a reduction of income to the Fund, a reduction in the value of the obligation experiencing non-payment and a potential decrease in the net asset value ("NAV") of the Fund.

**Currency Risk** is the risk that fluctuations in exchange rates will adversely affect the value of the Fund's foreign currency holdings and investments denominated in foreign currencies.

**Debt Securities Risk** is the risk associated with the fact that the value of debt securities typically changes in response to various factors, including, by way of example, market-related factors (such as changes in interest rates or changes in the risk appetite of investors generally) and changes in the actual or perceived ability of the issuer (or of issuers generally) to meet its (or their) obligations. During periods of rising interest rates, debt securities generally decline in value. Conversely, during periods of falling interest rates, debt securities generally rise in value. This kind of market risk is generally greater for funds investing in debt securities with longer maturities.

**Derivatives Risk** is a combination of several risks, including the risks that: (1) an investment in a derivative instrument may not correlate well with the performance of the securities or asset class to which the Fund seeks exposure, (2) derivative contracts, including options, may expire worthless and the use of derivatives may result in losses to the Fund, (3) a derivative instrument entailing leverage may result in a loss greater than the principal amount invested, (4) derivatives not traded on an exchange may be subject to credit risk, for example, if the counterparty does not meet its obligations (see also "Counterparty Risk"), and (5) derivatives not traded on an exchange may be subject to liquidity risk and the related risk that the instrument is difficult or impossible to value accurately. As a general matter, when the Fund establishes certain derivative instrument positions, such as certain futures, options and forward contract positions, it will segregate liquid assets (such as cash, U.S. Treasury bonds or commercial paper) equivalent to the Fund's outstanding obligations under the contract or in connection with the position. In addition, changes in laws or regulations may make the use of derivatives more costly, may limit the availability of derivatives, or may otherwise adversely affect the use, value or performance of derivatives. The Fund's ability to pursue its investment strategy, including its strategy of investing in certain derivative instruments, may be limited to or adversely affected by the Fund's intention to qualify as a regulated investment company (a "RIC"), and its strategy may bear adversely on its ability to so qualify.

**Emerging Markets Risk** is the risk of investing in securities of issuers tied economically to emerging markets, which entails all of the risks of investing in securities of non-U.S. issuers detailed below under "Non-U.S. Securities Risk" to a heightened degree. These heightened risks include: (i) greater risks of expropriation, confiscatory taxation, nationalization, and less social, political and economic stability; (ii) the smaller size of the markets for such securities and a lower volume of trading, resulting in lack of liquidity and in price volatility; (iii) greater fluctuations in currency exchange rates; and (iv) certain national policies that may restrict the Fund's investment opportunities, including restrictions on investing in issuers or industries deemed sensitive to relevant national interests.

**Equity Securities Risk** is the risk that stock prices will fall over short or long periods of time. In addition, common stocks represent a share of ownership in a company, and rank after bonds and preferred stock in their claim on the company's assets in the event of bankruptcy.

**Exchange-Traded Funds ("ETF") Risk** is the risk that the price movement of an ETF may not exactly track the underlying index and may result in a loss. In addition, shareholders bear both their proportionate share of the Fund's expenses and similar expenses of the underlying investment company when the Fund invests in shares of another investment company. Certain ETFs may be thinly-traded and experience large spreads between the "ask" price quoted by a seller and the "bid" price offered by a buyer.

**Growth Investing Risk** is the risk of investing in growth stocks that may be more volatile than other stocks because they are more sensitive to investor perceptions of the issuing company's growth potential. Growth-oriented funds will typically underperform when value investing is in favor.

**Hedging Risk** is the risk that, although intended to limit or reduce investment risk, hedging strategies may also limit or reduce the potential for profit. There is no assurance that hedging strategies will be successful.

**High Yield Debt Securities Risk** is the risk that below investment grade securities or unrated securities of similar

credit quality (commonly known as “high yield securities” or “junk securities”) are more likely to default than higher rated securities. The Fund’s ability to invest in high-yield debt securities generally subjects the Fund to greater risk than securities with higher ratings. Such securities are regarded by the rating organizations as predominantly speculative with respect to capacity to pay interest and repay principal in accordance with the terms of the obligation. The market value of these securities is generally more sensitive to corporate developments and economic conditions and can be volatile. Market conditions can diminish liquidity and make accurate valuations difficult to obtain.

**Interest Rate Risk** is the risk that fixed income securities will decline in value because of changes in interest rates. When interest rates decline, the value of fixed rate securities already held by the Fund can be expected to rise. Conversely, when interest rates rise, the value of existing fixed rate portfolio securities can be expected to decline. A fund with a longer average portfolio duration will be more sensitive to changes in interest rates than a fund with a shorter average portfolio duration.

**Large-Cap Company Risk** is the risk that large-cap companies are sometimes unable to attain the high growth rates of successful, smaller companies, especially during extended periods of economic expansion. Larger, more established companies may be unable to respond quickly to new competitive challenges such as changes in consumer tastes or innovative smaller competitors potentially resulting in lower market valuations or pricing for their common stock.

**Large Shareholder Risk** is the risk that a significant percentage of the Fund’s shares may be owned or controlled by a large shareholder, such as other funds or accounts, including those of which the Adviser or an affiliate of the Adviser may have investment discretion. Accordingly, the Fund can be subject to the potential for large scale inflows and outflows as a result of purchases and redemptions made by significant shareholders. These inflows and outflows could be significant and, if frequently occurring, could negatively affect the Fund’s net asset value and performance and could cause the Fund to sell securities at inopportune times in order to meet redemption requests.

**Mid-Cap Company Risk** is the risk that investing in securities of mid-cap companies may entail greater risks than investments in larger, more established companies. Mid-cap companies tend to have more narrow product lines, more limited financial resources and a more limited trading market for their stocks, as compared with larger companies. As a result, their stock prices may decline significantly as market conditions change.

**Mortgage-Backed Securities Risk** is the risk of investing in mortgage-backed securities, and includes interest rate risk, liquidity risk and credit risk, which may be heightened in connection with investments in loans to “subprime” borrowers. Certain mortgage-backed securities are also subject to prepayment risk. Mortgage-backed securities, because they are backed by mortgage loans, are also subject to risks related to real estate, and securities backed by private-issued mortgages may experience higher rates of default on the underlying mortgages than securities backed by government-issued mortgages. The Fund could lose money if there are defaults on the mortgage loans underlying these securities.

**Non-U.S. Securities Risk** is the risk associated with investing in non-U.S. issuers. Investments in securities of non-U.S. issuers involve certain risks not involved in domestic investments (for example, fluctuations in foreign exchange rates (for non-U.S. securities not denominated in U.S. dollars); future foreign economic, financial, political and social developments; nationalization; exploration or confiscatory taxation; smaller markets; different trading and settlement practices; less governmental supervision; and different accounting, auditing and financial recordkeeping standards and requirements) that may result in the Fund experiencing more rapid and extreme changes in value than a fund that invests exclusively in securities of U.S. companies. These risks are magnified for investments in issuers tied economically to emerging markets, the economies of which tend to be more volatile than the economies of developed markets. In addition, certain investments in non-U.S. securities may be subject to foreign withholding and other taxes on interest, dividends, capital gains or other income or proceeds. Those taxes will reduce the Fund’s yield on any such securities. See the “Taxation” section below.

**Operational and Technology Risk** is the risk that cyber-attacks, disruptions, or failures that affect the Fund’s service providers, counterparties, market participants, or issuers of securities held by the Fund may adversely affect the Fund and its shareholders, including by causing losses for the Fund or impairing Fund operations. The Fund and its Adviser have limited ability to prevent or mitigate cyber security incidents affecting third-party service providers.

**Prepayment Risk** is the risk that during periods of falling interest rates, issuers of debt securities may repay higher rate securities before their maturity dates. This may cause the Fund to lose potential price appreciation and to be forced to reinvest the unanticipated proceeds at lower interest rates. This may adversely affect the NAV of the Fund’s shares.

**Portfolio Turnover Risk** is the risk that high portfolio turnover will increase a Fund's transaction costs and may result in increased realization of net short-term capital gains (which are taxable to shareholders as ordinary income when distributed to them), higher taxable distributions and lower after-tax performance.

**Real Estate Securities Risk** is the risk that an investment in real estate securities will be closely linked to the performance of the real estate markets. Property values or income may fall due to increasing vacancies or declining rents resulting from economic, legal, cultural or technological developments.

**REIT-Specific Risk** includes the risk that an investment in the stocks of real estate investment trusts (“REITs”) will decline because of adverse developments affecting the real estate industry and real property values. An investment in a REIT also may be adversely affected or lost if the REIT fails to qualify as a REIT for tax purposes. REITs are also subject to heavy cash flow dependency, defaults by borrowers and liquidity risk. In addition, REITs could possibly fail to (i) qualify for favorable tax treatment under applicable tax law, or (ii) maintain their exemption from registration under the 1940 Act.

**Securities Market Risk** is the risk that the value of securities owned by the Fund may go up or down, sometimes rapidly or unpredictably, due to factors affecting particular companies or the securities markets generally. A general downturn in the securities market may cause multiple asset classes to decline in value simultaneously. Many factors can affect this value and you may lose money by investing in the Fund.

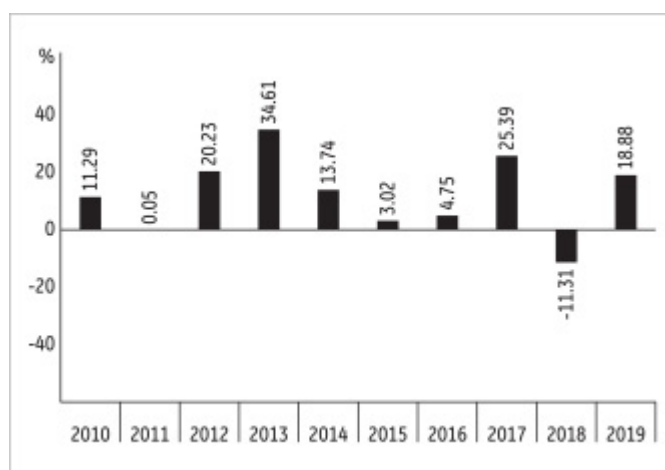
**Value Investing Risk** is the risk of investing in undervalued stocks that may not realize their perceived value for extended periods of time or may never realize their perceived value. Value stocks may respond differently to market and other developments than other types of stocks. Value-oriented funds will typically underperform when growth investing is in favor.

## **Performance**

The bar chart and the Average Annual Total Returns table below provide some indication of the risks of investing in the Fund by showing changes in the performance of the Fund’s Class A Shares for each full calendar year and by showing how the Fund’s average annual returns compare with the returns of a broad-based securities market index or indices. As with all mutual funds, the Fund’s past performance (before and after taxes) does not predict how the Fund will perform in the future. The Fund’s performance prior to February 1, 2015 reflects returns achieved when the Fund was sub-advised by a different sub-adviser. If the Fund’s current management had been in place for the prior periods, the performance information shown would have been different. The Fund’s performance reflects applicable fee waivers and/or expense limitations in effect during the periods presented, without which returns would have been lower. Both the chart and the table assume the reinvestment of dividends and distributions. The bar chart does not reflect the deduction of applicable sales charges for Class A Shares. If sales charges had been reflected, the returns for Class A Shares would be less than those shown below. The returns of Class C and Class Y Shares would have substantially similar returns as Class A because the classes are invested in the same portfolio of securities and the annual returns would differ only to the extent that the classes have different expenses (including sales charges). Updated information on the Fund’s performance can be obtained by visiting <https://highlandfunds.com/funds/> or by calling 1-877-665-1287.

## **Calendar Year Total Returns**

The bar chart shows the performance of the Fund’s Class A shares as of December 31.



The highest calendar quarter total return for Class A Shares of the Fund was 8.98% for the quarter ended March 31, 2019 and the lowest calendar quarter total return was -12.51% for the quarter ended September 30, 2011.

## **Average Annual Total Returns**

(For the periods ended December 31, 2019)

	1 Year	5 Years	10 Years
<b>Class A</b> (inception 2/22/93)			
Return Before Taxes	12.03%	3.45%	5.28%
Return After Taxes on Distributions	11.89%	2.26%	4.43%
Return After Taxes on Distributions and Sale of Fund Shares	7.69%	2.33%	4.07%
<b>Return Before Taxes</b>			
Class C (inception 9/30/99)	16.98%	3.89%	5.10%
Class Y (inception 11/29/93)	19.19%	4.92%	6.15%
<b>S&amp;P 500® Index</b> (reflects no deduction for fees, expenses or taxes) (inception 2/28/93)	31.48%	11.68%	13.54%
<b>Bloomberg Barclays Capital U.S. Aggregate Bond Index</b> (reflects no deduction for fees, expenses or taxes) (inception 2/28/93)	8.72%	3.05%	3.74%

After-tax returns in the table above are shown for Class A Shares only and after-tax returns for other share classes will

vary. After-tax returns are calculated using the historical highest individual federal marginal income tax rates and do not reflect the impact of state and local taxes. Actual after-tax returns depend on an investor's tax situation and may differ from those shown. For example, after-tax returns shown are not relevant to investors who hold their Fund shares through tax-advantaged arrangements, such as 401(k) plans or individual retirement accounts.

In some cases, average annual return after taxes on distributions and sale of fund shares may be higher than the return before taxes and the average annual return after taxes on distributions because of realized losses that would have been sustained upon the sale of fund shares immediately after the relevant periods. The calculations assume that an investor holds the shares in a taxable account, is in the actual historical highest individual federal marginal income tax bracket for each year and would have been able to immediately utilize the full realized loss to reduce his or her federal tax liability. However, actual individual tax results may vary and investors should consult their tax advisers regarding their personal tax situations.

### **Portfolio Management**

Highland Capital Management Fund Advisors, L.P. serves as the investment adviser to the Fund and First Foundation Advisors serves as sub-adviser to the Fund. The primary individual portfolio managers for the Fund are:

<b>Portfolio Manager</b>	<b>Portfolio Manager Experience in this Fund</b>	<b>Title with Sub-Adviser</b>
John Hakopian	5 years	President
Jim Garrison	5 years	Portfolio Manager
Eric Speron	5 years	Portfolio Manager

### **Purchase and Sale of Fund Shares**

**Purchase minimum** (for Class A and Class C Shares) (reduced for certain accounts)

	<b>By mail</b>	<b>By wire</b>	<b>Automatic</b>
Initial Investment	\$ 500	\$ 1,000	\$ 25
Subsequent Investments	\$ 100	\$ 1,000	\$ 25

There is no program asset size or minimum investment requirements for initial and subsequent purchases of shares by eligible omnibus account investors.

**Purchase minimum** (for Class Y Shares) (eligible investors only)

Initial Investment	None
Subsequent Investments	None

Class Y Shares are available to investors who invest through programs or platforms maintained by an authorized financial intermediary.

Individual investors that invest directly with the Fund are not eligible to invest in Class Y Shares.

The Fund reserves the right to apply or waive investment minimums under certain circumstances as described in the Prospectus under the "Choosing a Share Class" section.

You may purchase shares of the Fund by mail, bank wire, electronic funds transfer or by telephone after you have opened an account with the Fund. You may obtain an account application from your financial intermediary, from the Fund by calling 1-877-665-1287 or from the Fund's website at <http://highlandfunds.com/literature>.

In general, you may sell (redeem) all or part of your Fund shares on any business day through the following options:

- Through your Financial Intermediary
- By writing to Highland Funds II — Highland Total Return Fund, PO Box 219424, Kansas City, Missouri 64121-9424, or
- By calling DST Asset Manager Solutions, Inc. at 1-877-665-1287

Financial intermediaries may independently charge fees for shareholder transactions or for advisory services. Please see their materials for details.

### **Tax Information**



The Fund intends to make distributions that generally will be taxable to you as ordinary income, qualified dividend income or capital gains, unless you are a tax-exempt investor or otherwise investing in the Fund through a tax-advantaged arrangement, such as a 401(k) plan or an individual retirement account. If you are investing in the Fund through a tax-advantaged arrangement, you may be taxed later upon withdrawals from that arrangement.

**Payments to Broker-Dealers and Other Financial Intermediaries**

If you purchase shares of the Fund through a broker-dealer or other financial intermediary (such as a bank), the Fund and its related companies may pay the intermediary for the sale of Fund shares and related services. These payments may create a conflict of interest by influencing the broker-dealer or other intermediary and your salesperson to recommend the Fund over another investment. Ask your salesperson or visit your financial intermediary's website for more information.

## More on Strategies, Risks and Disclosure of Portfolio Holdings

---

### Additional Information About Investment Strategies

The following is a description of investment practices in which the Funds may engage. Any references to investments made by a Fund include those that may be made both directly by the Fund and indirectly by the Fund (e.g., through its investments in derivatives or other pooled investment vehicles). Not all Funds may engage in all practices described below. Except to the extent as otherwise provided in this Prospectus or Statement of Additional Information (“SAI”), each Fund may invest without limit in the securities, assets, instruments and transactions in which it is permitted to invest. Please refer to the “Principal Investment Strategies” for each Fund for additional information regarding the practices in which a particular Fund may engage. Please see “Additional Information About Risks” below for the risks associated with each of the principal investment practices.

**Assignments.** Each Fund (except the Socially Responsible Equity Fund) may purchase Assignments from Lenders. The purchaser of an Assignment typically succeeds to all the rights and obligations under the Loan Agreement of the assigning Lender and becomes a Lender under the Loan Agreement with the same rights and obligations as the assigning Lender.

**Borrowing.** Each Fund may borrow an amount up to 33 1/3% of its total assets (including the amount borrowed). The Socially Responsible Equity Fund, Fixed Income Fund, and Total Return Fund may borrow for investment purposes on a limited basis, to meet repurchase requests and for temporary, extraordinary or emergency purposes. The Small-Cap Equity Fund may borrow for investment purposes, to meet repurchase requests and for temporary, extraordinary or emergency purposes. To the extent a Fund borrows more money than it has cash or short-term cash equivalents and invests the proceeds, a Fund will create financial leverage. It will do so only when it expects to be able to invest the proceeds at a higher rate of return than its cost of borrowing. The use of borrowing for investment purposes increases both investment opportunity and investment risk.

Because the management fees (including administration fees) paid to HCMFA are calculated on the basis of a Fund’s average daily managed assets, which include the proceeds of leverage, the dollar amount of the fees paid by a Fund to HCMFA will be higher (and HCMFA will be benefited to that extent) when leverage is utilized. HCMFA will utilize leverage only if it believes such action would result in a net benefit to a Fund’s shareholders after taking into account the higher fees and expenses associated with leverage (including higher management fees).

**Cash and Temporary Defensive Positions:** Under normal circumstances, each Fund may hold cash: (i) pending investment, (ii) for investment purposes, (iii) for cash management purposes, such as to meet redemptions or pay operating expenses, and (iv) during a Fund’s repositioning. A Fund that invests in equity securities may equitize cash, including by purchasing proxies for stocks such as ETFs, options or futures, in order to provide equity-like risk and returns on temporary cash balances

A Fund may from time to time take temporary defensive positions when the portfolio manager believes that adverse market, economic, political or other conditions exist. In these circumstances, the portfolio manager may (x) without limit hold cash, or (y) restrict the securities markets in which a Fund’s assets are invested by investing those assets in securities markets deemed to be conservative in light of the Fund’s investment objective and strategies. Some Funds utilize cash as an asset class to hedge the portfolio and reduce volatility.

In addition, a Fund may hold cash under circumstances where the liquidation of the Fund has been approved by the Trustees, and, therefore, investments in accordance with the Fund’s investment objective and policies would no longer be appropriate. To the extent that a Fund holds cash, it may not achieve its investment objective.

**Debt Securities.** Each Fund (except the Socially Responsible Equity Fund) may, but is not required to, invest in debt securities, including investment grade securities, below investment grade securities and other debt obligations. Each Fund also may invest in debt securities convertible into, or exchangeable for, common or preferred stock. Each Fund may also invest in fixed-income securities, including high-yield securities and U.S. government-issued fixed-income securities.

- **Investment Grade Securities.** Each Fund may invest in a wide variety of bonds that are rated or determined by the Adviser or Sub-Adviser, as applicable, to be of investment grade quality of varying maturities issued by U.S. corporations and other business entities. Bonds are fixed or variable rate debt obligations, including bills, notes, debentures, money market instruments and similar instruments and securities. Bonds generally are used by corporations and other issuers to borrow money from investors for a variety of business purposes. The issuer pays the investor a fixed or variable rate of interest and normally must repay the amount borrowed on or before maturity.
- **Below Investment Grade Securities.** Each Fund may invest in below investment grade securities (also known as “high-yield securities” or “junk securities”). Such securities may be fixed or variable rate obligations and are rated below investment grade (Ba/BB or lower) by a nationally recognized statistical rating organization or are unrated but deemed by the Adviser or Sub-Adviser, as applicable, to be of comparable quality. High-yield debt securities are



---

frequently issued by corporations in the growth stage of their development, but also may be issued by established companies. These bonds are regarded by the rating organizations, on balance, as predominantly speculative with respect to capacity to pay interest and repay principal in accordance with the terms of the obligation. Such securities also are generally considered to be subject to greater risk than securities with higher ratings with regard to default rates and deterioration of general economic conditions. High-yield securities held by the Funds may include securities received as a result of a corporate reorganization or issued as part of a corporate takeover.

**Depository Receipts.** Certain Funds may invest in American Depositary Receipts (“ADRs”), American Depositary Shares (“ADSs”) and other depository receipts. ADRs and ADSs are securities that represent an ownership interest in a foreign security. They are generally issued by a U.S. bank to U.S. buyers as a substitute for direct ownership of a foreign security and are traded on U.S. exchanges. ADRs may be available through “sponsored” or “unsponsored” facilities. A sponsored facility is established jointly by the issuer of the security underlying the receipt and a depository, whereas an unsponsored facility may be established by a depository without participation by the issuer of the underlying security. The depository of an unsponsored facility frequently is under no obligation to distribute shareholder communications received from the issuer of the deposited security or to pass through voting rights with respect to the deposited security. Certain Funds may invest in both sponsored and unsponsored ADRs.

**Derivatives.** Each Fund may invest in various instruments that are commonly known as derivatives. Generally, a derivative is a financial arrangement, the value of which is based on, or “derived” from, a traditional security, asset, or market index. Futures, forwards, swaps and options are commonly used for traditional hedging purposes to attempt to protect a Fund from exposure to changing interest rates, securities prices, or currency exchange rates and as a low cost method of gaining exposure to a particular securities market without investing directly in those securities. The Funds may enter into credit derivatives, such as credit default swaps and credit default index investments, including loan credit default swaps and loan credit default index swaps. The Funds may use these investments (i) as alternatives to direct long or short investment in a particular security, (ii) to adjust a Fund’s asset allocation or risk exposure, or (iii) for hedging purposes. The use by a Fund of credit default swaps may have the effect of creating a short position in a security. These investments can create investment leverage, which tends to magnify the effects of an instrument’s price changes as market conditions change. A Fund’s ability to pursue its investment strategy, including its strategy of investing in certain derivative instruments, may be limited or adversely affected by the Fund’s intention to qualify as a regulated investment company (a “RIC”), and its strategy may bear adversely on its ability to so qualify. Special tax considerations apply to a Fund’s use of derivatives. See the “Taxation” section below.

**Equity Securities.** To the extent a Fund invests in equity securities, the Adviser or Sub-Adviser, as applicable, expects such Fund’s investments will generally be in common stock of companies of varying sizes. The Adviser or Sub-Adviser, as applicable, believes preferred stock and convertible securities (e.g. debt securities convertible into, or exchangeable for common or preferred stock) of selected companies offer opportunities for capital appreciation as well as periodic income and may invest a portion of a Fund’s assets in such securities. The Adviser or Sub-Adviser, as applicable, will not rely on any specific rating criteria when deciding whether to invest a Fund’s assets in convertible securities. In addition to common stock, other securities with equity characteristics include depository receipts and warrants.

**Exchange-Traded Funds.** ETFs are listed on various exchanges and seek to provide investment results that correspond generally to the performance of specified market indices by holding a basket of the securities in the relevant index. Each Fund may invest in ETFs, including ETFs that are advised by the Adviser or its affiliates (the “Underlying Highland ETFs”). The Underlying Highland ETFs include the Highland/iBoxx Senior Loan ETF and may include additional ETFs advised by the Adviser or its affiliates in the future. Fees and expenses of investments in Underlying Highland ETFs will be borne by shareholders of the investing funds, and the Adviser intends to voluntarily waive the portion of the management fee of the investing funds that is attributable to investments in Underlying Highland ETFs.

**Hedging.** Each Fund may engage in “hedging,” the practice of attempting to offset a potential loss in one position by establishing an opposite position in another investment. Hedging strategies in general are usually intended to limit or reduce investment risk, but can also be expected to limit or reduce the potential for profit. For example, if a Fund has taken a defensive posture by hedging its portfolio, and stock or debt prices advance, the return to investors will be lower than if the portfolio has not been hedged. No assurance can be given that any particular hedging strategy will be successful, or that the Adviser or Sub-Adviser, as applicable, will elect to use a hedging strategy at a time when it is advisable. Special tax considerations apply to each Fund’s hedging transactions. See the “Taxation” section below.

**Illiquid and Restricted Securities.** Each Fund may invest in illiquid and restricted securities. Restricted securities generally may not be resold without registration under the Securities Act of 1933, as amended (the “Securities Act”),

## More on Strategies, Risks and Disclosure of Portfolio Holdings

---

except in transactions exempt from the registration requirements of the Securities Act. A security that may be restricted as to resale under federal securities laws or otherwise will not be subject to this percentage limitation if the Adviser or Sub-Adviser, as applicable, determines that the security is, at the time of acquisition, readily marketable. Illiquid securities are those that cannot be sold or disposed of within seven calendar days or less without the sale or disposition significantly changing the market value of the investment. Illiquid and restricted securities may offer higher returns and yields than comparable publicly-traded securities. However, a Fund may not be able to sell these securities when the Adviser or Sub-Adviser, as applicable, considers it desirable to do so or, to the extent they are sold privately, may have to sell them at less than the price of otherwise comparable securities. Restricted securities may be illiquid; however, some restricted securities such as those eligible for resale under Rule 144A under the Securities Act may be treated as liquid.

**Industry Focus.** If a Fund's investments are focused in issuers of one or a few specific economic sectors, the Fund may be subject to more risks than if it were broadly diversified across the economy.

**Leveraged Investment Techniques and Short Positions.** Subject to applicable regulations, each Fund (other than the Socially Responsible Equity Fund and Small-Cap Equity Fund) may employ leverage for short-term purposes such as meeting redemption requests, but not for investment purposes. The Socially Responsible Equity Fund and Small-Cap Equity Fund may borrow for investment purposes, to meet redemption requests and for temporary, extraordinary or emergency purposes. To the extent a Fund borrows money from a bank, it may be required to post cash and/or securities as collateral to cover the loan until such time as it is repaid.

A Fund that employs leverage or utilizes shorting in its investment strategy may have a market exposure which can range from 150% net long to 50% net short. Such extremes however, will be uncommon. Examples of leveraged investment techniques include: (i) borrowing up to one third of a Fund's total assets to purchase additional securities for the Fund; and (ii) buying ETFs, closed-end funds or mutual funds ("Underlying Funds") that are designed to have market exposure that may be inverse to a particular index or that is several times the market exposure of a particular index. A Fund that is permitted to borrow for investment purposes may, to a limited extent, increase the number and extent of "long" positions by borrowing (e.g., by purchasing securities on margin). A Fund may take a "short position" where the portfolio manager believes that the price of a security or value of an index will decline. A Fund may "short" a particular security by selling the security without owning it at the time of the sale, with the intent of later purchasing the security at a lower price. If the price of the security goes down, the short position will be profitable to the Fund. Conversely, if the price rises the short position will be unprofitable to a Fund. A Fund may also gain short exposure to an index by buying an Underlying Fund that has an inverse exposure to the index.

**Small and Mid-Cap Investments.** Each Fund may invest in companies of any market capitalization, including those with small or medium capitalizations.

**MSCI KLD 400 Social Index Securities (Highland Socially Responsible Equity Fund only).** The Index consists of large, mid and small cap companies in the MSCI USA IMI Index, but excludes securities of companies involved in nuclear power, tobacco, alcohol, gambling, military weapons, civilian firearms, genetically modified organisms ("GMOs") and adult entertainment. MSCI Inc. (the "Index Provider" or "MSCI") analyzes the remaining companies based on ESG performance, sector alignment and size representation. The Index is designed to maintain similar sector weights as the MSCI USA Index, which targets 99% of the market coverage of stocks that are listed for trading on the New York Stock Exchange ("NYSE") and the NASDAQ Stock Market, and targets a minimum of 200 large and mid-cap constituents. MSCI reviews the Index quarterly and constituents are deleted if they are deleted from the MSCI USA IMI Index, fail the exclusion screens, or if their ESG ratings or scores fall below minimum standards. Additions are made by MSCI to restore the number of constituents to 400. All eligible securities of each issuer are included in the Index, so the Index may have more than 400 securities.

**Net Asset Value Fluctuation.** When prevailing interest rates decline, the value of a portfolio invested in fixed rate obligations can be expected to rise. Conversely, when prevailing interest rates rise, the value of a portfolio invested in fixed rate obligations can be expected to decline. Although a Fund's NAV will vary, such Fund's policy of acquiring interests in floating or variable rate investments is expected to minimize fluctuations in NAV as a result of changes in interest rates. Accordingly, it may be expected that the value of a Fund's investment portfolio will fluctuate significantly less than a portfolio of fixed rate, longer term obligations as a result of interest rate changes. However, changes in prevailing interest rates can be expected to cause some fluctuation in a Fund's NAV. In addition to changes in interest rates, various factors, including defaults by or changes in the credit quality of Borrowers, will also affect the NAV of a Fund. A default or serious deterioration in the credit quality of a Borrower could cause a prolonged or permanent decrease in a Fund's NAV.

**Non-U.S. Securities and Emerging Markets.** Each Fund may invest in securities of non-U.S. issuers ("non-U.S. securities"), including investments in the securities of so-called emerging

market issuers. Such investment may include securities denominated in U.S. dollars, non-U.S. currencies or multinational currency units. Typically, non-U.S. securities are considered to be equity or debt securities issued by entities organized, domiciled or with a principal executive office outside the U.S., such as foreign corporations and governments. Non-U.S. securities may trade in U.S. or foreign securities markets. A Fund may make non-U.S. investments either directly by purchasing non-U.S. securities or indirectly by purchasing depositary receipts or depositary shares of similar instruments for non-U.S. securities. Depositary receipts are securities that are listed on exchanges or quoted in over-the-counter markets ("OTC") in one country but represent shares of issuers domiciled in another country. Direct investments in foreign securities may be made either on foreign securities exchanges or in the OTC markets. Investing in non-U.S. securities involves certain special risk considerations, including currency risk, that are not typically associated with investing in securities of U.S. companies or governments. These risks may be greater for securities of companies located in emerging market countries.

**Options.** The Funds may utilize options on securities, indices and currencies. An option on a security is a contract that gives the holder of the option, in return for a premium, the right to buy from (in the case of a call) or sell to (in the case of a put) the writer of the option the security underlying the option at a specified exercise or "strike" price. The writer of an option on a security has the obligation upon exercise of the option to deliver the underlying security upon payment of the exercise price or to pay the exercise price upon delivery of the underlying security. If an option written by a Fund expires unexercised, the Fund realizes on the expiration date a gain equal to the premium received by the Fund at the time the option was written. If an option purchased by a Fund expires unexercised, the Fund realizes a loss equal to the premium paid. Prior to the earlier of exercise or expiration, an exchange-traded option may be closed out by an offsetting purchase or sale of an option of the same series (type, underlying security, exercise price and expiration). There can be no assurance, however, that a closing purchase or sale transaction can be effected when a Fund desires. A Fund realizes an economic loss from a closing sale transaction if the premium received from the sale of the option is less than the premium it initially paid to purchase the option (plus transaction costs). A Fund realizes an economic loss from a closing purchase transaction if the cost of the closing purchase transaction (premium plus transaction costs) is greater than the premium initially received from writing the option.

**Other Investment Companies.** Each Fund may invest in other investment companies. Investment companies combine shareholders' funds for investment in a variety of instruments, including equity securities, debt securities, and money market instruments and may invest primarily in a particular type of security, a particular industry or a mix of securities and industries. An investment company is not taxed on income distributed to shareholders if, among other things, it distributes to its shareholders substantially all of its taxable income for each taxable year. As a shareholder of another investment company, a Fund may bear a proportionate share of the expenses of such other investment company, including management fees, administration fees and custodial fees, in addition to the expenses of the Fund. To the extent permitted by and subject to applicable law or SEC exemptive relief, the Funds may invest in shares of investment companies (including money market mutual funds) advised or sub-advised by Highland or its affiliates.

**Real Estate Investment Trusts.** The Small-Cap Equity Fund and Total Return Fund may invest in REITs. REITs are companies that own interests in real estate or in real estate related loans or other interests, and their revenue primarily consists of rent derived from owned, income producing real estate properties and capital gains from the sale of such properties. A REIT in the U.S. is generally not taxed on income distributed to shareholders so long as it meets certain tax related requirements, including the requirement that it distribute substantially all of its taxable income to such shareholders.

**Portfolio Turnover.** A Fund's rate of portfolio turnover will not be a limiting factor for the Adviser or Sub-Adviser, as applicable, in making decisions on when to buy or sell securities. Each Fund reserves full freedom with respect to portfolio turnover. The frequency of a Fund's trading will vary from year to year, depending on market conditions. In periods when there are rapid changes in economic conditions or security price levels, portfolio turnover may be significantly higher than during times of economic and market price stability. Each Fund's portfolio turnover rate may exceed 100% per year, and under certain market conditions may be substantially higher. A 100% annual turnover rate would occur, for example, if all the securities in a Fund's portfolio were replaced once within a period of one year.

**Securities Lending:** Each Fund may make secured loans of its portfolio securities amounting to not more than 30% of its total assets, thereby realizing additional income. As a matter of policy, securities loans are made to borrowers pursuant to agreements requiring that the loans be continuously secured by collateral in cash (U.S. and foreign currency), securities issued or guaranteed by the U.S. government or its agencies or instrumentalities, sovereign debt, convertible bonds,

irrevocable bank letters of credit or such other collateral as may be agreed on by the parties to a securities lending arrangement, initially with a value of 102% or 105% of the market value of the loaned securities and thereafter maintained at a value of 100% of the market value of the



## More on Strategies, Risks and Disclosure of Portfolio Holdings

---

loaned securities. Collateral must be valued daily by the Custodian and the borrower will be required to provide additional collateral should the market value of the loaned securities increase.

**Short Sales.** The Socially Responsible Equity Fund and Small-Cap Equity Fund may seek to hedge investments or realize additional gains through short sales. A short sale is a transaction in which a Fund sells a security it does not own in anticipation that the market price of that security will decline. When a Fund makes a short sale, it must borrow the security sold short from a broker-dealer and deliver it to the buyer upon conclusion of the sale. A Fund will ordinarily have to pay a fee to borrow a security and is often obligated to repay the lender of the security any dividend or interest that accrues on the security during the period of the loan. If the price of the security sold short increases between the time of the short sale and the time a Fund replaces the borrowed security, the Fund will incur a loss.

Each Fund may sell a security short if it owns at least an equal amount of the security sold short or another security convertible or exchangeable for an equal amount of the security sold short without payment of further compensation (a short sale “against-the-box”). Each Fund also may engage in short sales that are not “against-the-box,” and will be subject to additional risks to the extent that it engages in short sales that are not “against-the-box.” A Fund’s loss on a short sale could be unlimited in cases where the Fund is unable, for whatever reason, to close out its short position. See “Taxation” below for special tax considerations associated with engaging in short sales.

**Temporary Defensive Positions.** When adverse market or economic conditions occur, a Fund may temporarily invest all or a portion of its total assets in defensive investments. Such investments may include fixed-income securities, high quality money market instruments, cash and cash equivalents. To the extent a Fund takes temporary defensive positions, it may not achieve its investment objective.

**Undervalued Stocks.** A stock is considered undervalued if the Adviser or Sub-Adviser, as applicable, believes it should be trading at a higher price than it is at the time of purchase. Factors considered may include, but are not limited to: price relative to earnings, price relative to cash flow and price relative to financial strength.

**Additional Information.** The foregoing percentage limitations in each Fund’s investment strategies apply at the time of purchase of securities, except that the limit on borrowing described in the SAI is applied on a continual basis. The Board of Trustees may change any of the foregoing investment policies without shareholder approval.

### Additional Information About Risks

Like all mutual funds, investing in the Funds involves risk factors and special considerations. A Fund’s risk is defined primarily by its principal investment strategies, which are described earlier in the summary section of this Prospectus, along with descriptions of each Fund’s related risks. Investments in a Fund are not insured against loss of principal. As with any mutual fund, there can be no assurance that a Fund will achieve its investment objectives. Investing in shares of a Fund should not be considered a complete investment program. There is a risk that the share value of the Funds will fluctuate.

One of your most important investment considerations should be balancing risk and return. Different types of investments tend to respond differently to shifts in the economic and financial environment. Diversifying your investments among different asset classes — such as stocks, bonds and cash — and within an asset class — such as small-cap and large-cap stocks — may help you to manage risk and achieve the results you need to reach your financial goals.

Factors that may affect a Fund’s portfolio as a whole are called “principal risks” and are summarized in this section. This summary describes the nature of these principal risks and certain related risks, but is not intended to include every potential risk. The Funds could be subject to additional risks because the types of investments they make may change over time. The SAI, which is incorporated by reference into this Prospectus, includes more information about the Funds and their investments. Each Fund is not intended to be a complete investment program.

**Allocation Risk:** The Adviser or Sub-Adviser may not allocate assets of a Fund among strategies, asset classes or investment management styles in an optimal manner, if, among other reasons, it does not correctly assess the attractiveness of a strategy, asset class or investment style.

**Asset-Backed Securities Risk:** Because asset-backed securities often are secured by the loans underlying the securities, a Fund may lose money if there are defaults on the loans underlying the securities. Such defaults have increased the risk for asset-backed securities that are secured by home-equity loans related to sub-prime mortgage loans, especially in a declining residential real estate market. Asset-backed securities also may be subject to more rapid repayment than their stated maturity dates indicate, due to changing economic conditions. To maintain its position in such securities, a Fund may reinvest the reductions in principal amounts resulting from the prepayments. Yields on those reinvested amounts are subject to prevailing market rates. Because prepayments of principal generally increase when

---

rates are falling, a Fund generally has to reinvest proceeds from prepayments at lower rates. Investments in asset-backed securities may also be subject to valuation risk.

**Counterparty Risk:** A Fund may engage in transactions in securities and financial instruments that involve counterparties. Counterparty risk is the risk that a counterparty (the other party to a transaction or an agreement or the party with whom a Fund executes transactions) to a transaction with a Fund may be unable or unwilling to make timely principal, interest or settlement payments, or otherwise honor its obligations. In an attempt to limit the counterparty risk associated with such transactions, a Fund conducts business only with financial institutions judged by the Adviser or Sub-Adviser, as applicable, to present acceptable credit risk. For example, repurchase agreements are loans of money or arrangements under which a Fund purchases securities and the seller agrees to repurchase the securities within a specific time and at a specific price. The repurchase price is generally higher than a Fund's purchase price, with the difference being income to a Fund. The counterparty's obligations under the repurchase agreement are collateralized with U.S. Treasury and/or agency obligations with a market value of not less than 100% of the obligations, valued daily. Collateral is held by a Fund's custodian in a segregated, safekeeping account for the benefit of a Fund. Repurchase agreements afford a Fund an opportunity to earn income at low risk on temporarily available cash. If bankruptcy or insolvency proceedings commence with respect to the seller of the securities before repurchase of the securities under a repurchase agreement, a Fund may encounter delays and incur costs before being able to sell the securities. Such a delay may involve loss of interest or a decline in price of the securities. If a court characterizes the transaction as a loan and a Fund has not perfected a security interest in the securities, a Fund may be required to return the securities to the seller's estate and be treated as an unsecured creditor of the seller. As an unsecured creditor, a Fund would be at risk of losing some or all of the principal and interest involved in the transaction.

**Communications Services Sector Risk:** A Fund's performance could be negatively impacted by events affecting companies in the communications services sector, such as extensive government regulation. The costs of complying with governmental regulations, delays or failure to receive required regulatory approvals, or the enactment of new adverse regulatory requirements may adversely affect the business of such companies. Companies in the communications services sector can also be significantly affected by intense competition, including competition with alternative technologies such as wireless communications (including with 5G and other technologies), product compatibility, consumer preferences, rapid product obsolescence, and research and development of new products. Technological innovations may make the products and services of such companies obsolete.

**Credit Risk:** The value of debt securities owned by a Fund may be affected by the ability of issuers to make principal and interest payments and by the issuer's or counterparty's credit quality. If an issuer cannot meet its payment obligations or if its credit rating is lowered, the value of its debt securities may decline. Lower quality bonds are generally more sensitive to these changes than higher quality bonds. Even within securities considered investment grade, differences exist in credit quality and some investment-grade debt securities may have speculative characteristics. A security's price may be adversely affected by the market's perception of the security's credit quality level even if the issuer or counterparty has suffered no degradation in its ability to honor the obligation.

Credit risk varies depending upon whether the issuers of the securities are corporations or domestic or foreign governments or their sub-divisions or instrumentalities and whether the particular note or other instrument held by a Fund has a priority in payment of principal and interest. U.S. government securities are subject to varying degrees of credit risk depending upon whether the securities are supported by the full faith and credit of the United States, supported by the ability to borrow from the U.S. Treasury, supported only by the credit of the issuing U.S. government agency, instrumentality, or corporation, or otherwise supported by the United States. Obligations issued by U.S. government agencies, authorities, instrumentalities or sponsored enterprises, such as Government National Mortgage Association, are backed by the full faith and credit of the U.S. Treasury, while obligations issued by others, such as Federal National Mortgage Association (FNMA), Federal Home Loan Mortgage Corporation (Freddie Mac) and Federal Home Loan Banks (FHLBs), are backed solely by the ability of the entity to borrow from the U.S. Treasury or by the entity's own resources. No assurance can be given that the U.S. government would provide financial support to U.S. government agencies, authorities, instrumentalities or sponsored enterprises if it is not obligated to do so by law.

**Currency Risk:** A portion of each Fund's assets may be quoted or denominated in non-U.S. currencies. These securities may be adversely affected by fluctuations in the relative currency exchange rates and by exchange control regulations. A Fund's investment performance may be negatively affected by a devaluation of a currency in which the Fund's investments

are quoted or denominated. Further, a Fund's investment performance may be significantly affected, either positively or negatively, by currency exchange rates because the U.S. dollar value of securities quoted or denominated in another

## More on Strategies, Risks and Disclosure of Portfolio Holdings

---

currency will increase or decrease in response to changes in the value of such currency in relation to the U.S. dollar.

**Debt Securities Risk:** The value of a debt security (and other income-producing securities, such as preferred stocks, convertible preferred stocks, equity-linked notes, and interests in income-producing trusts) changes in response to interest rate changes. In general, the value of a debt security is likely to fall as interest rates rise. This risk is generally greater for obligations with longer maturities or for debt securities that do not pay current interest (such as zero-coupon securities). Debt securities with floating interest rates can be less sensitive to interest rate changes, although, to the extent a Fund's income is based on short-term interest rates that fluctuate over short periods of time, income received by a Fund may decrease as a result of a decline in interest rates. In addition, the interest rates of floating rate loans typically only adjust to changes in short-term interest rates; long-term interest rates can vary dramatically from short-term interest rates. In response to an interest rate decline, debt securities that provide the issuer with the right to call or redeem the security prior to maturity may be called or redeemed. If a debt security is repaid more quickly than expected, a Fund may not be able to reinvest the proceeds at the same interest rate, reducing the potential for gain. When interest rates increase or for other reasons, debt securities may be repaid more slowly than expected. As a result, the maturity of the debt instrument is extended, increasing the potential for loss. As of the date of this Prospectus, market interest rates in the United States are at or near historic lows, which may increase a Fund's exposure to risks associated with rising market interest rates. Rising market interest rates could have unpredictable effects on the markets and may expose fixed-income and related markets to heightened volatility, which could reduce liquidity for certain investments, adversely affect values, and increase costs. Increased redemptions may cause a Fund to liquidate portfolio positions when it may not be advantageous to do so and may lower returns. If dealer capacity in fixed-income and related markets is insufficient for market conditions, it may further inhibit liquidity and increase volatility in the fixed-income and related markets. Further, recent and potential future changes in government policy may affect interest rates.

The value of a debt security also depends on the issuer's credit quality or ability to pay principal and interest when due. The value of a debt security is likely to fall if an issuer or the guarantor of a security is unable or unwilling (or perceived to be unable or unwilling) to make timely principal and/or interest payments or otherwise to honor its obligations, or if the debt security's rating is downgraded by a credit rating agency. The obligations of issuers (and obligors of asset-backed securities) are subject to bankruptcy, insolvency, and other laws affecting the rights and remedies of creditors. The value of a debt security can also decline in response to other changes in market, economic, industry, political, and regulatory conditions that affect a particular type of debt security or issuer or debt securities generally. The values of many debt securities may fall in response to a general increase in investor risk aversion or a decline in the confidence of investors generally in the ability of issuers to meet their obligations.

Leveraged loans are subject to the same risks typically associated with debt securities. In addition, leveraged loans, which typically hold a senior position in the capital structure of a borrower, are subject to the risk that a court could subordinate such loans to presently existing or future indebtedness or take other action detrimental to the holders of leveraged loans. Leveraged loans are also especially subject to the risk that the value of the collateral, if any, securing a loan may decline, be insufficient to meet the obligations of the borrower, or be difficult to liquidate.

**Derivatives Risk:** All of the Funds may invest in derivatives, which are financial contracts whose value depends on, or is derived from, the value of underlying assets, reference rates, or indices. Derivatives involve the risk that changes in their value may not move as expected relative to the value of the assets, rates, or indices they are designed to track. Derivatives include futures, non-U.S. currency contracts, swap contracts, warrants, and options contracts. Derivatives may relate to securities, interest rates, currencies or currency exchange rates, inflation rates, commodities, and indices.

There are several risks associated with derivatives transactions. The use of derivatives involves risks that are in addition to, and potentially greater than, the risks of investing directly in securities and other more traditional assets. A decision as to whether, when and how to use derivatives involves the exercise of skill and judgment, and even a well-conceived transaction may be unsuccessful to some degree because of market behavior or unexpected events. The use of derivative transactions may result in losses greater than if they had not been used, may require a Fund to sell or purchase portfolio securities at inopportune times or for prices other than current market values, may limit the amount of appreciation a Fund can realize on an investment or may cause a Fund to hold a security that it might otherwise sell. A Fund may enter into credit derivatives, such as credit default swaps and credit default index investments, including loan credit default swaps and loan credit default index swaps. The use by a Fund of credit default swaps may have the effect of creating a short position in a security. These investments can create investment leverage and may create additional investment risks that may subject a Fund to greater volatility than investments in more traditional securities. Derivative contracts may expire worthless.

---

A Fund may invest in derivatives with a limited number of counterparties, and events affecting the creditworthiness of any of those counterparties may have a pronounced effect on the Fund. Derivatives risk is particularly acute in environments (like those of 2008) in which financial services firms are exposed to systemic risks of the type evidenced by the insolvency of Lehman Brothers and subsequent market disruptions. In addition, during those periods, a Fund may have a greater need for cash to provide collateral for large swings in its mark-to-market obligations under the derivatives in which it has invested.

A Fund's use of derivatives may not be effective or have the desired results. Moreover, suitable derivatives will not be available in all circumstances. For example, the economic costs of taking some derivative positions may be prohibitive, and if a counterparty or its affiliate is deemed to be an affiliate of a Fund, the Funds will not be permitted to trade with that counterparty. In addition, the Adviser may decide not to use derivatives to hedge or otherwise reduce a Fund's risk exposures, potentially resulting in losses for the Fund.

Swap contracts and other OTC derivatives are highly susceptible to liquidity risk (see "Illiquid and Restricted Securities Risk") and counterparty risk (see "Counterparty Risk"), and are subject to documentation risks. Because many derivatives have a leverage component (*i.e.*, a notional value in excess of the assets needed to establish and/or maintain the derivative position), adverse changes in the value or level of the underlying asset, rate or index may result in a loss substantially greater than the amount invested in the derivative itself. See "Leverage Risk" below.

Derivatives also present other risks described in this section, including securities market risk, illiquid and restricted securities risk, currency risk, credit risk, and counterparty risk. Special tax considerations apply to the Funds' use of derivatives. See the "Taxation" section below.

As a general matter, when a Fund establishes certain derivative instrument positions, such as certain futures, options and forward contract positions, it will segregate liquid assets (such as cash, U.S. Treasury bonds or commercial paper) equivalent to the Fund's outstanding obligations under the contract or in connection with the position.

Under recently adopted rules and regulations, transactions in some types of swaps (including interest rate swaps and credit default swaps on North American and European indices) are required to be centrally cleared. In a transaction involving those swaps ("cleared derivatives"), a Fund's counterparty is a clearing house, rather than a bank or broker. Since the Funds are not members of clearing houses and only members of a clearing house ("clearing members") can participate directly in the clearing house, the Funds will hold cleared derivatives through accounts at clearing members. In cleared derivatives transactions, the Funds will make payments (including margin payments) to and receive payments from a clearing house through their accounts at clearing members. Clearing members guarantee performance of their clients' obligations to the clearing house. In many ways, cleared derivative arrangements are less favorable to mutual funds than bilateral arrangements. For example, the Funds may be required to provide more margin for cleared derivatives transactions than for bilateral derivatives transactions. Also, in contrast to a bilateral derivatives transaction, following a period of notice to a Fund, a clearing member generally can require termination of an existing cleared derivatives transaction at any time or an increase in margin requirements above the margin that the clearing member required at the beginning of a transaction. Clearing houses also have broad rights to increase margin requirements for existing transactions or to terminate those transactions at any time. Any increase in margin requirements or termination of existing cleared derivatives transactions by the clearing member or the clearing house could interfere with the ability of a Fund to pursue its investment strategy. Further, any increase in margin requirements by a clearing member could expose a Fund to greater credit risk to its clearing member, because margin for cleared derivatives transactions in excess of a clearing house's margin requirements typically is held by the clearing member. Also, a Fund is subject to risk if it enters into a derivatives transaction that is required to be cleared (or that the Adviser expects to be cleared), and no clearing member is willing or able to clear the transaction on the Fund's behalf. In those cases, the transaction might have to be terminated, and the Fund could lose some or all of the benefit of the transaction, including loss of an increase in the value of the transaction and/or loss of hedging protection. In addition, the documentation governing the relationship between the Funds and clearing members is drafted by the clearing members and generally is less favorable to the Funds than typical bilateral derivatives documentation. For example, documentation relating to cleared derivatives generally includes a one-way indemnity by the Funds in favor of the clearing member for losses the clearing member incurs as the Funds' clearing member and typically does not provide the Funds any remedies if the clearing member defaults or becomes insolvent. While futures contracts entail similar risks, the risks likely are more pronounced for cleared swaps due to their more limited liquidity and market history.

Some types of cleared derivatives are required to be executed on an exchange or on a swap execution facility. A swap execution facility is a trading platform where multiple market participants can execute derivatives by accepting bids and offers made by multiple other participants in the platform. While this execution requirement is designed to increase transparency and liquidity in the cleared derivatives market, trading on a swap execution facility can create

## More on Strategies, Risks and Disclosure of Portfolio Holdings

---

additional costs and risks for a Fund. For example, swap execution facilities typically charge fees, and if a Fund executes derivatives on a swap execution facility through a broker intermediary, the intermediary may impose fees as well. Also, a Fund may indemnify a swap execution facility, or a broker intermediary who executes cleared derivatives on a swap execution facility on the Fund's behalf, against any losses or costs that may be incurred as a result of the Fund's transactions on the swap execution facility. These and other new rules and regulations could, among other things, further restrict a Fund's ability to engage in, or increase the cost to a Fund of, derivatives transactions, for example, by making some types of derivatives no longer available to the Fund, increasing margin or capital requirements, or otherwise limiting liquidity or increasing transaction costs. These regulations are new and evolving, so their potential impact on the Funds and the financial system are not yet known. While the new regulations and central clearing of some derivatives transactions are designed to reduce systemic risk (i.e., the risk that the interdependence of large derivatives dealers could cause them to suffer liquidity, solvency or other challenges simultaneously), there is no assurance that the new clearing mechanisms will achieve that result, and in the meantime, as noted above, central clearing and related requirements expose the Funds to new kinds of risks and costs. In addition, the SEC recently proposed a rule under the 1940 Act regulating the use by registered investment companies of derivatives and many related instruments. That rule, if adopted as proposed, could, among other things, restrict a Fund's ability to engage in derivatives transactions or so increase the cost of derivatives transactions that a Fund would be unable to implement its investment strategy.

**Equity Securities Risk:** The market prices of equity securities owned by a Fund may go up or down, sometimes rapidly or unpredictably. The value of a security may decline for a number of reasons that may directly relate to the issuer, such as management performance, fundamental changes to the business, financial leverage, non-compliance with regulatory requirements and reduced demand for the issuer's goods or services. The values of equity securities also may decline due to general market conditions that are not specifically related to a particular company, such as real or perceived adverse economic conditions, changes in the general outlook for corporate earnings, changes in interest or currency rates or adverse investor sentiment generally. Certain equity securities may decline in value even during periods when the prices of equity securities in general are rising, or may not perform as well as the market in general. In addition to these risks, preferred stock and convertible securities are also subject to the risk that issuers will not make payments on securities held by a Fund, which could result in losses to the Fund. The credit quality of preferred stock and convertible securities held by a Fund may be lowered if an issuer's financial condition changes, leading to greater volatility in the price of the security. In addition, a company's preferred stock generally pays dividends only after the company makes required payments to holders of its bonds and other debt. For this reason, the value of preferred stock will usually react more strongly than bonds and other debt to actual or perceived changes in the company's financial condition or prospects. The market value of convertible securities also tends to fall when prevailing interest rates rise.

**Exchange-Traded Funds ("ETF") Risk:** The value of ETFs can be expected to increase and decrease in value in proportion to increases and decreases in the indices that they are designed to track. The volatility of different index tracking stocks can be expected to vary in proportion to the volatility of the particular index they track. ETFs are traded similarly to stocks of individual companies. Although an ETF is designed to provide investment performance corresponding to its index, it may not be able to exactly replicate the performance of its index because of its operating expenses and other factors.

**Financial Services Sector Risk:** Investments in the financial services sector may be subject to credit risk, interest rate risk, and regulatory risk, among others. Companies in the financial services sector include regional and money center banks, securities brokerage firms, asset management companies, savings banks and thrift institutions, specialty finance companies (e.g., credit card, mortgage providers), insurance and insurance brokerage firms, consumer finance firms, financial conglomerates and foreign banking and financial companies. Banks and other financial institutions can be affected by such factors as downturns in the U.S. and foreign economies and general economic cycles, fiscal and monetary policy, adverse developments in the real estate market, the deterioration or failure of other financial institutions, and changes in banking or securities regulations.

Direct governmental intervention in the operations of financial companies and financial markets may materially and adversely affect the companies in which a Fund invests and the impact of governmental intervention and legislative changes on any individual financial company or on the financial services sector as a whole cannot be predicted. The valuation of financial companies has been and continues to be subject to unprecedented volatility and may be influenced by unpredictable factors, including interest rate risk and sovereign debt default.

**Fixed Income Market Risk:** Fixed income securities markets may, in response to governmental intervention, economic or market developments (including potentially a reduction in the number of broker-dealers willing to engage in market-making activity), or other factors, experience periods of increased volatility and reduced liquidity. During those periods, a Fund may experience increased levels of shareholder redemptions, and may have to sell securities at times when it would otherwise not do so, and at unfavorable prices. Fixed income





---

securities may be difficult to value during such periods. In recent periods, governmental financial regulators, including the U.S. Federal Reserve, have taken steps to maintain historically low interest rates by purchasing bonds. Steps by those regulators to curtail or “taper” such activities could result in the effects described above, and could have a material adverse effect on prices for fixed income securities and on the management of a Fund.

**Focused Investment Risk:** Funds whose investments are focused in particular countries, regions, sectors, companies, or industries with high positive correlations to one another (e.g., different industries within broad sectors, such as technology or financial services), or in securities from issuers with high positive correlations to one another, are subject to greater overall risk than funds whose investments are more diversified. A Fund that focuses its investments in a particular type of security or sector, or in securities of companies in a particular industry, is vulnerable to events affecting those securities, sectors, or companies. Securities, sectors, or companies that share common characteristics are often subject to similar business risks and regulatory burdens, and often react similarly to specific economic, market, political or other developments.

Although the Socially Responsible Equity Fund is a diversified Fund, it may invest in securities of a limited number of issuers in an effort to achieve a potentially greater investment return than a fund that invests in a larger number of issuers. A fund that invests a significant portion of its assets in a relatively small number of securities may have more risk because changes in the value of a single security or the impact of a single economic, political or regulatory occurrence may have a great adverse impact on the fund’s net asset value.

**Foreign Custody Risk:** The risk associated with foreign securities and cash of the Fund being held with foreign banks, agents, and securities depositories appointed by the Fund’s custodian (each a “Foreign Custodian”). Some Foreign Custodians may be recently organized or new to the foreign custody business. In some countries, Foreign Custodians may be subject to little or no regulatory oversight over or independent evaluation of their operations. Further, the laws of certain countries may place limitations on the Fund’s ability to recover its assets if a Foreign Custodian enters bankruptcy. Investments in emerging markets may be subject to even greater custody risks than investments in more developed markets. Custody services in emerging market countries are very often undeveloped and may be considerably less well-regulated than in more developed countries, and thus may not afford the same level of investor protection as would apply in developed countries.

**Healthcare Sector Risk:** The performance of a Fund that may invest a significant portion of its assets in a particular sector or industry may be closely tied to the performance of companies in a limited number of sectors or industries. Healthcare companies, including biotechnology companies and pharmaceutical firms, may be significantly affected by product obsolescence, thin capitalization, limited product lines and markets, civil liability claims and legislative or regulatory activities, among other factors. A Fund that focuses on the healthcare sector is susceptible to economic, political or regulatory risks or other occurrences associated with the healthcare industry and faces the risk that economic prospects of healthcare companies may fluctuate dramatically because of changes in the regulatory and competitive environments. See “Regulatory Risk” below. A significant portion of healthcare services are funded or subsidized by the government, which means that changes in government policies or legislative or regulatory activities, at the state or federal level, (such as approval policies for drugs, medical devices or procedures, and changes in governmental and private payment systems and product liabilities) may affect the demand for healthcare products and services. In addition, healthcare companies may be affected by product obsolescence, thin capitalization, limited product lines, markets and financial resources, or personnel challenges affecting the healthcare sector. Other risks include the possibility that regulatory approvals (which often entail lengthy application and testing procedures) will not be granted for new drugs and medical products, the chance of lawsuits against healthcare companies related to product liability issues, and the rapid speed at which many healthcare products and services become obsolete.

**Hedging Risk:** There are several risks in connection with the use by a Fund of futures contracts and related options as a hedging device. One risk arises because of the imperfect correlation between movements in the prices of the futures contracts and options and movements in the underlying securities or index or movements in the prices of a Fund’s securities which are the subject of a hedge. The Adviser or Sub-Adviser, as applicable, will, however, attempt to reduce this risk by purchasing and selling, to the extent possible, futures contracts and related options on securities and indices the movements of which will, in its judgment, correlate closely with movements in the prices of the underlying securities or index and a Fund’s portfolio securities sought to be hedged. Successful use of futures contracts and options by a Fund for hedging purposes is also subject to the Adviser’s or Sub-Adviser’s, as applicable, ability to predict correctly movements in

the direction of the market. It is possible that, where a Fund has purchased puts on futures contracts to hedge its portfolio against a decline in the market, the securities or index on which the puts are purchased may increase in value and the value of securities held in the portfolio may decline. If this occurred, the Fund would lose money on the puts and also experience a decline in the value of its portfolio securities. In addition, the prices of futures, for a number of reasons, may not correlate

## More on Strategies, Risks and Disclosure of Portfolio Holdings

---

perfectly with movements in the underlying securities or index due to certain market distortions. First, all participants in the futures market are subject to margin deposit requirements. Such requirements may cause investors to close futures contracts through offsetting transactions which could distort the normal relationship between the underlying security or index and futures markets. Second, the margin requirements in the futures markets are less onerous than margin requirements in the securities markets in general, and as a result the futures markets may attract more speculators than the securities markets do. Increased participation by speculators in the futures markets may also cause temporary price distortions. Due to the possibility of price distortion, even a correct forecast of general market trends by the Adviser or Sub-Adviser, as applicable, still may not result in a successful hedging transaction over a very short time period. In addition, to maintain margin requirements, a Fund may have to sell portfolio securities at disadvantageous prices or times because it may not be possible to liquidate a position at a reasonable price. The earmarking of such assets also will have the effect of limiting a Fund's ability otherwise to invest those assets. Special tax considerations apply to a Fund's hedging transactions. See the "Taxation" section below.

**High Yield Debt Securities Risk:** Below investment grade securities (also known as "high-yield securities" or "junk securities") may be fixed or variable rate obligations and are rated below investment grade (Ba/BB or lower) by a nationally recognized statistical rating organization or are unrated but deemed by the Adviser to be of comparable quality. Such securities should be considered speculative with respect to capacity to pay interest and repay principal in accordance with the terms of the obligation. High-yield debt securities are frequently issued by corporations in the growth stage of their development, but also may be issued by established companies. High-yield securities held by a Fund may include securities received as a result of a corporate reorganization or issued as part of a corporate takeover. Below investment grade securities have greater credit and liquidity risk than more highly rated obligations and are generally unsecured and may be subordinate to other obligations of the obligor. The lower rating of high-yield securities reflects a greater possibility that adverse changes in the financial condition of the issuer or in general economic conditions (including, for example, a substantial period of rising interest rates or declining earnings) or both may impair the ability of the issuer to make payment of principal and interest. Many issuers of high-yield securities are highly leveraged and their relatively high debt to equity ratios create increased risks that their operations might not generate sufficient cash flow to service their obligations. Overall declines in the below investment grade bond market and other markets may adversely affect such issuers by inhibiting their ability to refinance their obligations at maturity. Investments in obligations of issuers that are generally trading at significantly higher yields than had been historically typical of the applicable issuer's obligations may include debt obligations that have a heightened probability of being in covenant or payment default in the future. Such investments generally are considered speculative. The repayment of defaulted obligations is subject to significant uncertainties. Defaulted obligations might be repaid only after lengthy workout or bankruptcy proceedings, during which the issuer might not make any interest or other payments. Typically such workout or bankruptcy proceedings result in only partial recovery of cash payments or an exchange of the defaulted security for other debt or equity securities of the issuer or its affiliates, which may in turn be illiquid or speculative. High-yield securities will be subject to certain additional risks to the extent that such obligations may be unsecured and subordinated to substantial amounts of senior indebtedness, all or a significant portion of which may be secured. Moreover, such obligations may not be protected by financial covenants or limitations upon additional indebtedness and are unlikely to be secured by collateral. See "Taxation" below and "Income Tax Considerations" in the SAI for a discussion of special tax consequences associated with certain below investment grade securities.

**Illiquid and Restricted Securities Risk:** Illiquid investments may be difficult to resell or dispose of in seven calendar days or less without the sale or disposition significantly changing the market value of the investment. When investments cannot be sold readily at the desired time or price, a Fund may have to accept a much lower price, may not be able to sell the investment at all or may be forced to forego other investment opportunities, all of which may adversely impact a Fund's returns. Illiquid investments also may be subject to valuation risk. Restricted securities (including Rule 144A securities) may be subject to legal restraints on resale and, therefore, are typically less liquid than other securities. The prices received from selling restricted securities in privately negotiated transactions may be less than those originally paid by a Fund. Investors in restricted securities may not benefit from the same investor protections as publicly traded securities.

**Industry Focus Risk:** The performance of a Fund that may invest a significant portion of its assets in a particular sector or industry may be closely tied to the performance of companies in a limited number of sectors or industries. Companies in a single sector often share common characteristics, are faced with the same obstacles, issues and regulatory burdens and their securities may react similarly to adverse market conditions. To the extent that a Fund focuses its investment in particular issuers, countries, geographic regions, industries or sectors, the Fund may be subject to greater risks of adverse developments in such areas of focus than a fund that invests in a wider variety of issuers, countries, geographic regions, industries, sectors or investments. The price movements of investments in a particular sector or industry may be more volatile than the price movements of more broadly diversified investments.



---

**Information Technology Sector Risk:** Information technology companies face intense competition, both domestically and internationally, which may have an adverse effect on profit margins. Like other technology companies, information technology companies may have limited product lines, markets, financial resources or personnel. The products of information technology companies may face product obsolescence due to rapid technological developments and frequent new product introduction, unpredictable changes in growth rates and competition for the services of qualified personnel. Technology companies and companies that rely heavily on technology, especially those of smaller, less-seasoned companies, tend to be more volatile than the overall market. Companies in the information technology sector are heavily dependent on patent and intellectual property rights. The loss or impairment of these rights may adversely affect the profitability of these companies. Finally, while all companies may be susceptible to network security breaches, certain companies in the information technology sector may be particular targets of hacking and potential theft of proprietary or consumer information or disruptions in service, which could have a material adverse effect on their businesses.

**Interest Rate Risk:** When interest rates decline, the value of fixed rate securities already held by a Fund can be expected to rise. Conversely, when interest rates rise, the value of existing fixed-rate portfolio securities can be expected to decline. To the extent a Fund invests in fixed-rate debt securities with longer maturities, the Fund is subject to greater interest rate risk than funds investing solely in shorter-term fixed-rate debt securities. In addition, the interest rates of floating rate loans typically only adjust to changes in short-term interest rates; long-term interest rates can vary dramatically from short-term interest rates. In a period of rising interest rates, the higher cost of any leverage employed by a Fund and/or increasing defaults by issuers of high-yield securities would likely exacerbate any decline in the Fund's NAV. If an issuer of a debt security containing a redemption or call provision exercises either provision in a declining interest rate market, the Fund would likely replace the security with a security having a lower interest rate, which could result in a decreased return for shareholders.

Duration is a measure used to determine the sensitivity of a security's price to changes in interest rates that incorporates a security's yield, coupon, final maturity and call features, among other characteristics. Duration is useful primarily as a measure of the sensitivity of a fixed income security's market price to interest rate (i.e. yield) movements. All other things remaining equal, for each one percentage point increase in interest rates, the value of a portfolio of fixed income investments would generally be expected to decline by one percent for every year of the portfolio's average duration above zero. For example, the value of a portfolio of fixed income securities with an average duration of three years would generally be expected to decline by approximately 3% if interest rates rose by one percentage point.

**Large Shareholder Risk:** A significant percentage of the Fund's shares may be owned or controlled by a large shareholder, such as other funds or accounts, including those of which the Adviser or an affiliate of the Adviser may have investment discretion. Accordingly, the Fund can be subject to the potential for large scale inflows and outflows as a result of purchases and redemptions made by significant shareholders. These inflows and outflows could be significant and, if frequently occurring, could negatively affect the Fund's net asset value and performance and could cause the Fund to sell securities at inopportune times in order to meet redemption requests.

**Legislation Risk:** To the extent that state, federal or international regulators impose additional requirements or restrictions with respect to the MLPs, the availability of MLP investments for Small-Cap Equity Fund may be adversely affected.

Such requirements or restrictions may reduce or eliminate sources of financing for affected borrowers. Further, to the extent that legislation or federal or state regulators require such institutions to dispose of debt securities relating to highly leveraged transactions or subject such securities to increased regulatory scrutiny, such financial institutions may determine to sell debt securities in a manner that results in a price that, in the opinion of the Adviser or Sub-Adviser, as applicable, is not indicative of fair value. Were a Fund to attempt to sell a securities at a time when a financial institution was engaging in such a sale with respect to the securities, the price at which the Fund could consummate such a sale might be adversely affected.

**Leverage Risk:** When deemed appropriate by the Adviser or Sub-Adviser, as applicable, and subject to applicable regulations, each Fund may use leverage in its investment program, including the use of borrowed funds and investments in certain types of options, such as puts, calls and warrants, which may be purchased for a fraction of the price of the underlying securities while giving the purchaser full exposure to movement in the price of those underlying securities. While such strategies and techniques increase the opportunity to achieve higher returns on the amounts invested, they also increase the risk of loss. To the extent a Fund purchases securities with borrowed funds, its net assets will tend to increase or decrease at a greater rate than if borrowed funds are not used. The level of interest rates generally, and the rates at

which such funds may be borrowed in particular, could affect the operating results of a Fund. If the interest expense on borrowings were to exceed the net return on the portfolio securities purchased with borrowed funds, a Fund's use of leverage would result in a lower rate of return than if the Fund were not leveraged.

If the amount of borrowings that a Fund may have outstanding at any one time is large in relation to its capital, fluctuations in the market value of a Fund's portfolio will have disproportionately large effects in relation to the Fund's capital and the possibilities for profit and the risk of loss will

## More on Strategies, Risks and Disclosure of Portfolio Holdings

---

therefore be increased. Any investment gains made with the additional monies borrowed will generally cause the NAV of a Fund to rise more rapidly than would otherwise be the case. Conversely, if the investment performance of the investments acquired with borrowed money fails to cover their cost to the Fund, the NAV of a Fund will generally decline faster than would otherwise be the case. If a Fund employs leverage, the Adviser will benefit because a Fund's Average Daily Managed Assets, as defined below, will increase with leverage and the Adviser is compensated based on a percentage of Average Daily Managed Assets.

Under the terms of any credit facility, a Fund may be required to, among other things, pledge some or all of its assets, limit its ability to pay distributions in certain circumstances, incur additional debts and engage in certain transactions. Such agreements could limit a Fund's ability to pursue its investment strategies. The terms of any credit facility may be more restrictive than those described.

**Management Risk:** Each Fund is subject to management risk because it relies on the Adviser's or Sub-Adviser's, as applicable, ability to achieve its investment objective. Each Fund runs the risk that the Adviser's or Sub-Adviser's, as applicable, investment techniques will fail to produce desired results and cause the Fund to incur significant losses. The Adviser or Sub-Adviser, as applicable, also may fail to use derivatives effectively, choosing to hedge or not to hedge positions at disadvantageous times. In addition, if one or more key individuals leave, the Adviser or Sub-Adviser, as applicable, may not be able to hire qualified replacements or may require an extended time to do so. This situation could prevent a Fund from achieving its investment objectives. The Funds' portfolio managers use quantitative analyses and/or models. Any imperfections or limitations in such analyses and models could affect the ability of the portfolio managers to implement strategies. By necessity, these analyses and models make simplifying assumptions that limit their efficacy. Models that appear to explain prior market data can fail to predict future market events. Further, the data used in models may be inaccurate and/or it may not include the most recent information about a company or a security.

**MLP Risk:** The Small-Cap Equity Fund may invest in MLP units. An investment in MLP units involves some risks which differ from Equity Securities Risk. Holders of MLP units have limited control and voting rights on matters affecting the partnership. Holders of units issued by an MLP are exposed to a remote possibility of liability for all of the obligations of that MLP in the event that a court determines that the rights of the holders of MLP units to vote to remove or replace the general partner of that MLP, to approve amendments to that MLP's partnership agreement, or to take other action under the partnership agreement of that MLP would constitute "control" of the business of that MLP, or a court or governmental agency determines that the MLP is conducting business in a state without complying with the partnership statute of that state. Holders of MLP units are also exposed to the risk that they will be required to repay amounts to the MLP that are wrongfully distributed to them.

**MLP Tax Risk:** If an MLP does not meet current legal requirements to maintain its partnership status, or if it is unable to do so because of tax or other law changes, it would be treated as a corporation for U.S. federal income tax purposes. In that case, the MLP would be obligated to pay U.S. federal income tax (as well as state and local taxes) at the entity level on its taxable income and distributions received by the Fund would be taxable to the Fund as dividend income to the extent of the MLP's current and accumulated earnings and profits for federal tax purposes. In addition, any distributions that the Fund receives from an MLP that were treated as dividends in the hands of the Fund could materially affect the tax character of the Fund's distributions to shareholders. See "Distributions" and "Taxation" below. Moreover, in the case of an MLP treated as a corporation for U.S. federal income tax purposes, any items of loss or deduction in excess of such MLP's items of income or gain would not be treated as incurred directly by the Fund and would be permitted to be used only by such MLP. Therefore, in general, the classification of a MLP as a corporation for U.S. federal income tax purposes could adversely affect the Fund and its shareholders, including by (i) reducing the amount of cash available for distribution by the MLP to the Fund and, in turn, for distribution by the Fund to the Fund's shareholders and (ii) reducing the value of the Fund's investment in any such MLP and, in turn, the value of the Fund's shares.

**Mortgage-Backed Securities Risk:** Mortgage-backed securities that are collateralized by a portfolio of mortgages or mortgage-related securities depend on the payments of principal and interest made by or through the underlying assets, which may not be sufficient to meet the payment obligations of the mortgage-backed securities. Prepayments of principal, which occur more frequently in falling interest rate conditions, may shorten the term and reduce the value of these securities. The quality and value of the underlying collateral may decline, or default, which has become a significant risk for collateral related to sub-prime mortgage loans, especially in a declining residential real estate market. Further, these securities generally are privately sold and may not be readily marketable, particularly after a rapid decrease in value. Investments in mortgage-backed securities may also be subject to valuation risk.

**Municipal Obligations Risk:** Municipal obligations are backed by the entities that issue them and/or other revenue streams. Like other debt securities, prices of municipal debt securities are affected inversely by changes in interest rates and by changes in the credit rating or financial condition of the issuer. Interest income derived from investments in

municipal obligations typically is exempt from regular federal income tax but may be subject to state and local taxes. Capital gains recognized on the disposition of municipal obligations are generally subject to



---

federal income tax. In addition, interest income on certain municipal obligations may be subject to federal, individual and, for the corporations' taxable years beginning on or before December 31, 2017, corporate alternative minimum taxes. See "Taxation" below. The municipal obligations market is volatile and may be significantly affected by tax, legislative or political changes. Some municipal obligations are insured, which is intended to guarantee the timely payment of interest and repayment of principal.

**Non-Payment Risk:** Debt instruments are subject to the risk of non-payment of scheduled interest and/or principal. Non-payment would result in a reduction of income to a Fund, a reduction in the value of the security experiencing non-payment and a potential decrease in the NAV of a Fund. There can be no assurance that the liquidation of any collateral would satisfy the borrower's obligation in the event of non-payment of scheduled interest or principal payments, or that such collateral could be readily liquidated. Moreover, as a practical matter, most borrowers cannot satisfy their debts by selling their assets. Borrowers pay their debts from the cash flow they generate. This is particularly the case for borrowers that are highly leveraged. If the borrower's cash flow is insufficient to pay its debts as they come due, the borrower is far more likely to seek to restructure its debts than it is to sell off assets to pay its debts. Borrowers may try to restructure their debts either by seeking protection from creditors under Chapter 11 of the U.S. Bankruptcy Code (the "Bankruptcy Code") or negotiating a work out. In the event of bankruptcy of a borrower, a Fund could experience delays or limitations with respect to its ability to realize the benefits of the collateral securing a debt security. The agent generally is responsible for determining that the lenders have obtained a perfected security interest in the collateral securing the debt security. If a borrower files for protection from creditors under Chapter 11 of the Bankruptcy Code, the Bankruptcy Code will impose an automatic stay that prohibits the agent from liquidating collateral. The agent may ask the bankruptcy court to lift the stay. As a practical matter, the court is unlikely to lift the stay if it concludes that the borrower has a chance to emerge from the reorganization proceedings and the collateral is likely to hold most of its value. If the lenders have a perfected security interest, the debt security will be treated as a separate class in the reorganization proceedings and will retain a priority interest in the collateral. Chapter 11 reorganization plans typically are the product of negotiation among the borrower and the various creditor classes. Successful negotiations may require the lenders to extend the time for repayment, change the interest rate or accept some consideration in the form of junior debt or equity securities. A work out outside of bankruptcy may produce similar concessions by senior lenders.

**Non-U.S. Securities and Emerging and Developing Markets Risk:** Investing in non-U.S. securities involves additional and more varied risks than investing in U.S. investments, including, but not limited to: fluctuations in foreign exchange rates (for non-U.S. securities not denominated in U.S. dollars); future foreign economic, financial, political and social developments; different legal systems; the possible imposition of exchange controls or other foreign governmental laws or restrictions; lower trading volume; much greater price volatility and illiquidity of certain non-U.S. securities markets; different trading and settlement practices; less governmental supervision; changes in currency exchange rates; high and volatile rates of inflation; fluctuating interest rates; less publicly available information; and different accounting, auditing and financial recordkeeping standards and requirements.

Uncertainties surrounding the sovereign debt of a number of European Union (EU) countries and the viability of the EU have disrupted and may in the future disrupt markets in the United States and around the world. If one or more countries leave the EU or the EU dissolves, the world's securities markets likely will be significantly disrupted. In June 2016, the United Kingdom approved a referendum to leave the EU, commonly referred to as "Brexit." Following a period of impasse within the UK Parliament, the UK held a general election on December 12, 2019 in which the Conservative Party won a significant majority. The United Kingdom's government is expected to move ahead with approving the withdrawal agreement that will bring about Brexit and to focus attention on agreeing to the nature of the United Kingdom's future relationship with the EU. However, there remains significant market uncertainty regarding Brexit's ramifications, and the range of potential outcomes of possible political, regulatory, economic, and market outcomes are difficult to predict. Political and military events, including in North Korea, Venezuela, Syria, and other areas of the Middle East, and nationalist unrest in Europe, also may cause market disruptions.

Because non-U.S. issuers are not generally subject to uniform accounting, auditing and financial reporting standards and practices comparable to those applicable to U.S. issuers, there may be less publicly available information about certain non-U.S. issuers than about U.S. issuers. Evidence of securities ownership may be uncertain in many foreign countries. Securities of non-U.S. issuers are generally less liquid than securities of comparable U.S. issuers. In certain countries, there is less government supervision and regulation of stock exchanges, brokers and listed companies than in the U.S. In

addition, with respect to certain foreign countries, especially emerging market countries, there is the possibility of expropriation or confiscatory taxation, political or social instability, war, terrorism, nationalization, limitations on the removal of funds or other assets or diplomatic developments which could affect U.S. investments in those countries. Commissions (and other transaction costs) for non-U.S. securities are generally higher than those on U.S. securities. In addition, it is expected that the expenses for custodian arrangements of a Fund's non-U.S. securities will be somewhat greater than the expenses for a fund that invests primarily in domestic securities. Certain investments

## More on Strategies, Risks and Disclosure of Portfolio Holdings

---

in non-U.S. securities may also be subject to foreign withholding and other taxes on interest, dividends, capital gains or other income or proceeds. Those taxes will reduce a Fund's yield on any such securities.

The value of the non-U.S. securities held by a Fund that are not U.S. dollar-denominated may be significantly affected by changes in currency exchange rates. The U.S. dollar value of a foreign denominated non-U.S. security generally decreases when the value of the U.S. dollar rises against the foreign currency in which the security is denominated and tends to increase when the value of the U.S. dollar falls against such currency. Currencies of certain countries may be volatile and therefore may affect the value of securities denominated in such currencies, which means that the Fund's NAV or current income could decline as a result of changes in the exchange rates between foreign currencies and the U.S. dollar. In addition, the value of a Fund's assets may be affected by losses and other expenses incurred in converting between various currencies in order to purchase and sell foreign denominated non-U.S. securities, and by currency restrictions, exchange control regulation, currency devaluations and political and economic developments. The foregoing risks often are heightened for investments in smaller, emerging capital markets. In addition, individual foreign economies may differ favorably or unfavorably from the U.S. economy in such respects as growth of gross domestic product, rates of inflation, capital reinvestment, resources, self-sufficiency and balance of payments position.

As a result of these potential risks, the Adviser or Sub-Adviser, as applicable, may determine that, notwithstanding otherwise favorable investment criteria, it may not be practicable or appropriate to invest in a particular country. A Fund may invest in countries in which foreign investors, including the Adviser or Sub-Adviser, as applicable, have had no or limited prior experience.

Investing in securities of issuers tied economically to emerging markets entails all of the risks of investing in securities of non-U.S. issuers detailed above to a heightened degree. These heightened risks include: (i) greater risks of expropriation, confiscatory taxation, nationalization, and less social, political and economic stability; (ii) the smaller size of the markets for such securities and a lower volume of trading, resulting in lack of liquidity and in price volatility; (iii) greater fluctuations in currency exchange rates; and (iv) certain national policies that may restrict a Fund's investment opportunities, including restrictions on investing in issuers or industries deemed sensitive to relevant national interests.

In addition, the risks associated with investing in a narrowly-defined geographic area are generally more pronounced with respect to investments in emerging market countries. For example, to the extent a Fund invests in companies incorporated or doing significant business in China, which may be considered an emerging market, the risks associated with China-related investments may be more pronounced for such Fund. Funds may also be subject to Emerging Markets Risk if they invest in derivatives or other securities or instruments whose value or returns are related to the value or returns of emerging market securities. The Funds may invest in some emerging markets through trading structures or protocols that subject them to risks such as those associated with illiquidity, custodial assets, different settlement and clearance procedures and asserting legal title under a developing legal and regulatory regime to a greater degree than in developed markets or even in other emerging markets.

**Operational and Technology Risk:** The Funds, their service providers, and other market participants increasingly depend on complex information technology and communications systems to conduct business functions. These systems are subject to a number of different threats or risks that could adversely affect a Fund and its shareholders, despite the efforts of the Fund and its service providers to adopt technologies, processes, and practices intended to mitigate these risks.

For example, unauthorized third parties may attempt to improperly access, modify, disrupt the operations of, or prevent access to these systems of a Fund, the Fund's service providers, counterparties, or other market participants or data within them (a "cyber-attack"). Power or communications outages, acts of god, information technology equipment malfunctions, operational errors, and inaccuracies within software or data processing systems may also disrupt business operations or impact critical data. Market events also may trigger a volume of transactions that overloads current information technology and communication systems and processes, impacting the ability to conduct the Funds' operations.

Cyber-attacks, disruptions, or failures that affect the Funds' service providers or counterparties may adversely affect the Funds and their shareholders, including by causing losses for the Funds or impairing Fund operations. For example, the Funds' or their service providers' assets or sensitive or confidential information may be misappropriated, data may be corrupted, and operations may be disrupted (e.g., cyber-attacks or operational failures may cause the release of private shareholder information or confidential Fund information, interfere with the processing of shareholder transactions, impact the ability to calculate a Fund's NAV, and impede trading). In addition, cyber-attacks, disruptions, or failures may cause reputational damage and subject the Funds or their service providers to regulatory fines, litigation costs, penalties or financial losses, reimbursement or other compensation costs, and/or additional compliance costs. While the Funds and their service providers may establish business continuity and other plans and processes to address the possibility of cyber-attacks, disruptions, or failures, there are inherent limitations in such plans and systems, including that they do not apply to

third parties, such as other market participants, as well as the possibility that certain risks have not been identified or that unknown threats may emerge in the future.

---

Similar types of operational and technology risks are also present for issuers of the Funds' investments, which could have material adverse consequences for such issuers, and may cause the Funds' investments to lose value. In addition, cyber-attacks involving a Fund counterparty could affect such counterparty's ability to meet its obligations to the Fund, which may result in losses to the Fund and its shareholders. Furthermore, as a result of cyber-attacks, disruptions, or failures, an exchange or market may close or issue trading halts on specific securities or the entire market, which may result in the Funds being, among other things, unable to buy or sell certain securities or financial instruments or unable to accurately price its investments. The Funds cannot directly control any cybersecurity plans and systems put in place by its service providers, Fund counterparties, issuers in which the Funds invest, or securities markets and exchanges.

**Options Risk:** The use of options is a highly specialized activity which involves investment techniques and risks different from those associated with ordinary portfolio securities transactions. For example, there are significant differences between the securities and options markets that could result in an imperfect correlation between these markets, causing a given transaction not to achieve its objectives. A transaction in options or securities may be unsuccessful to some degree because of market behavior or unexpected events.

When a Fund writes a covered call option, the Fund forgoes, during the option's life, the opportunity to profit from increases in the market value of the security covering the call option above the sum of the premium and the strike price of the call, but retains the risk of loss should the price of the underlying security decline. The writer of an option has no control over the time when it may be required to fulfill its obligation and once an option writer has received an exercise notice, it must deliver the underlying security at the exercise price.

When a Fund writes a covered put option, the Fund bears the risk of loss if the value of the underlying stock declines below the exercise price minus the put premium. If the option is exercised, the Fund could incur a loss if it is required to purchase the stock underlying the put option at a price greater than the market price of the stock at the time of exercise plus the put premium the Fund received when it wrote the option. Special tax rules apply to a Fund's, or an underlying fund's, transactions in options, which could increase the amount of taxes payable by shareholders. While a Fund's potential gain in writing a covered put option is limited to distributions earned on the liquid assets securing the put option plus the premium received from the purchaser of the put option, the Fund risks a loss equal to the entire exercise price of the option minus the put premium. An option that was fully covered at the time it was entered may be unwound and no longer covered in reaction to market price movements if the Adviser believes such action is in the best interests of the Fund and sufficient liquid assets have otherwise been segregated in an amount equal to the outstanding obligations under the contract or in connection with the position.

**Other Investment Companies Risk:** To the extent a Fund invests a portion of its assets in investment companies, including open-end funds, closed-end funds, ETFs and other types of investment companies, those assets will be subject to the risks of the purchased investment companies' portfolio securities, and a shareholder in the Fund will bear not only his or her proportionate share of the Fund's expenses, but also indirectly the expenses of the purchased investment companies. Risks associated with investments in closed-end funds also generally include market risk, leverage risk, risk of market price discount from NAV, risk of anti-takeover provisions and non-diversification.

**Portfolio Turnover Risk:** A high rate of portfolio turnover (*i.e.*, 100% or more) will result in increased transaction costs for a Fund in the form of increased dealer spreads and brokerage commissions. Greater transaction costs may reduce Fund performance. High portfolio turnover also may result in increased realization of net short-term capital gains (which are taxable to shareholders as ordinary income when distributed to them), higher taxable distributions and lower a Fund's after-tax performance. A Fund's annual portfolio turnover rate may vary greatly from year to year.

**Prepayment Risk:** Borrowers may pay back principal before the scheduled due date. Such prepayments may require a Fund to replace a debt security with a lower-yielding security. During periods of falling interest rates, issuers of debt securities may repay higher rate securities before their maturity dates. This may cause a Fund to lose potential price appreciation and to be forced to reinvest the unanticipated proceeds at lower interest rates. This may adversely affect the NAV of a Fund's shares.

**Real Estate Securities Risk:** The securities of issuers that own, construct, manage or sell residential, commercial or industrial real estate are subject to risks in addition to those of other issuers. Such risks include: changes in real estate values and property taxes, overbuilding, variations in rental income, interest rates and changes in tax and regulatory

requirements, such as those relating to the environment. Performance of a particular real estate security depends on the structure, cash flow and management skill of the particular company.

**Regulatory Risk:** Legal, tax and regulatory changes could occur and may adversely affect the Funds and their ability to pursue its investment strategies and/or increase the costs of implementing such strategies. New (or revised) laws or

## More on Strategies, Risks and Disclosure of Portfolio Holdings

---

regulations may be imposed by the CFTC, the SEC, the IRS, the U.S. Federal Reserve or other banking regulators, other governmental regulatory authorities or self-regulatory organizations that supervise the financial markets that could adversely affect the Funds. In particular, these agencies are empowered to promulgate a variety of new rules pursuant to financial reform legislation in the United States. The Funds also may be adversely affected by changes in the enforcement or interpretation of existing statutes and rules by these governmental regulatory authorities or self-regulatory organizations.

**REIT-Specific Risk:** Equity REITs may be affected by changes in the value of the underlying property owned by the trusts, while mortgage REITs may be affected by the quality of any credit extended. Further, equity and mortgage REITs are dependent upon management skill and are not diversified. Such trusts are also subject to heavy cash flow dependency, defaults by borrowers, self-liquidation, and the possibility of failing to qualify for special tax treatment under Subchapter M of the Code and to maintain an exemption under the 1940 Act. For example, because the Total Return Fund may acquire debt securities of issuers primarily engaged in or related to the real estate industry, it also could conceivably own real estate directly as a result of a default on such securities. Any rental income or income from the disposition of such real estate could adversely affect its ability to retain its tax status, which would have adverse tax consequences on its shareholders. Finally, certain REITs may be self-liquidating at the end of a specified term, and run the risk of liquidating at an economically inopportune time.

**Securities Lending Risk:** A Fund will continue to receive interest on any securities loaned while simultaneously earning interest on the investment of the cash collateral in short-term money market instruments. However, a Fund will normally pay lending fees to broker-dealers and related expenses from the interest earned on such invested collateral. Any decline in the value of a portfolio security that occurs while the security is out on loan is borne by a Fund, and will adversely affect performance. There may be risks of delay in receiving additional collateral or risks of delay in recovery of the securities, loss of rights in the collateral should the borrower of the securities fail financially and possible investment losses in the investment of collateral. Any loan may be terminated by either party upon reasonable notice to the other party.

**Securities Market Risk:** The value of securities owned by a Fund may go up or down, sometimes rapidly or unpredictably, due to factors affecting particular companies or the securities markets generally. The profitability of a Fund substantially depends upon the Adviser's or Sub-Adviser's, as applicable, ability to correctly assess the future price movements of stocks, bonds, loans, options on stocks, and other securities and the movements of interest rates. The Adviser or Sub-Adviser, as applicable, cannot guarantee that it will be successful in accurately predicting price movements.

The market prices of equities may decline for reasons that directly relate to the issuing company (such as poor management performance or reduced demand for its goods or services), factors that affect a particular industry (such as a decline in demand, labor or raw material shortages, or increased production costs) or general market conditions not specifically related to a company or industry (such as real or perceived adverse economic conditions, changes in the general outlook for corporate earnings, changes in interest or currency rates, or adverse investor sentiment generally). See also "Debt Securities Risk" and "Fixed Income Market Risk" above.

As a result of the nature of a Fund's investment activities, it is possible that the Fund's financial performance may fluctuate substantially from period to period. Additionally, at any point in time an investment in a Fund may be worth less than the original investment, even after taking into account the reinvestment of dividends and distributions.

**Short Sales Risk:** Short sales by the Socially Responsible Equity Fund and Small-Cap Equity Fund that are not made "against-the-box" (that is when the Funds have an offsetting long position in the asset that is selling short) involve unlimited loss potential since the market price of securities sold short may continuously increase. When the Funds engage in a short sale on a security, they must borrow the security sold short and deliver it to the counterparty. The Funds will ordinarily have to pay a fee or premium to borrow particular securities and be obligated to repay the lender of the security any dividends or interest that accrue on the security during the period of the loan. The amount of any gain from a short sale will be decreased, and the amount of any loss increased, by the amount of the premium, dividends, interest or expenses the Funds pay in connection with the short sale. Short selling allows the Funds to profit from declines in market prices to the extent such decline exceeds the transaction costs and the costs of borrowing the securities. However, since the borrowed securities must be replaced by purchases at market prices in order to close out the short position, any appreciation in the price of the borrowed securities would result in a loss. Purchasing securities to close out the short position can itself cause the price of the securities to rise further, thereby exacerbating the loss. The Funds may mitigate such losses by replacing the securities sold short before the market price has increased significantly. Under adverse market conditions, the Funds might have difficulty purchasing securities to meet their short sale delivery obligations, and might have to sell portfolio securities to raise the capital necessary to meet their short sale obligations at a time when fundamental investment

---

considerations would not favor such sales. See “Taxation” below for special tax considerations associated with engaging in short sales.

**Socially Responsible Investment/ESG Risk:** Because the Socially Responsible Equity Fund invests primarily in companies which are constituents of the Index and excludes securities of certain issuers that are not constituents of the Index, the Fund may underperform the broader equity market or other funds that do not utilize socially responsible, ESG, or sustainability criteria when selecting investments. This exclusionary criteria may result in the Fund’s forgoing opportunities to buy certain securities when it might otherwise be advantageous to do so, or selling securities for non-investment reasons when it might be otherwise disadvantageous for it to do so.

A company’s ESG performance or the Index Provider’s assessment of a company’s ESG performance may change over time, which could cause the Fund to temporarily hold securities that do not comply with the Fund’s strategy to invest in equity securities of socially responsible companies. In evaluating a company, the portfolio managers are dependent upon information and data controlled by the Index Provider in maintaining the Index that may be incomplete, inaccurate or unavailable. This could cause the portfolio managers to invest in a company based on incorrectly assessed ESG performance. Additionally, ESG factors may be evaluated differently by different managers, and may mean different things to different people.

**Style Risk:** Securities with different characteristics tend to shift in and out of favor depending upon market and economic conditions as well as investor sentiment. A Fund may underperform other funds that employ a different style. A Fund also may employ a combination of styles that impact its risk characteristics. Examples of different styles include growth and value investing, as well as those focusing on large, medium, or small company securities.

- **Growth Investing Risk:** Growth stocks may be more volatile than other stocks because they are more sensitive to investor perceptions of the issuing company’s growth potential. Growth-oriented funds will typically underperform when value investing is in favor.
- **Value Investing Risk:** Undervalued stocks may not realize their perceived value for extended periods of time or may never realize their perceived value. An undervalued stock may decrease in price or may not increase in price as anticipated by the Adviser or Sub-Adviser, as applicable, if other investors fail to recognize the company’s value or the factors that the Adviser or Sub-Adviser, as applicable, believes will cause the stock price to increase do not occur. Value stocks may respond differently to market and other developments than other types of stocks. Value-oriented funds will typically underperform when growth investing is in favor.
- **Mid-Cap Company Risk:** Investments in securities of mid-cap companies entail greater risks than investments in larger, more established companies. Mid-cap companies tend to have more narrow product lines, more limited financial resources and a more limited trading market for their stocks, as compared with larger companies. As a result, their stock prices may decline significantly as market conditions change.
- **Small-Cap Company Risk:** Investing in securities of small-cap companies may involve greater risks than investing in larger, more established companies. Smaller companies may have limited product lines, markets and financial resources. Their securities may trade less frequently and in more limited volume than securities of larger, more established companies. In addition, smaller companies are typically subject to greater changes in earnings and business prospects than are larger companies. Consequently, the prices of small company stocks tend to rise and fall in value more than other stocks. Although investing in small-cap companies may offer potential for above-average returns, the companies may not succeed and their stock prices could decline significantly. Investments in small-cap companies may also be subject to valuation risk.
- **Large-Cap Company Risk:** Large-cap companies may not be able to attain the high growth rates of successful, smaller companies, especially during extended periods of economic expansion. Larger, more established companies may be unable to respond quickly to new competitive challenges such as changes in consumer tastes or innovative smaller competitors potentially resulting in lower market valuations or pricing for their common stock.

**Swaps Risk:** The use of swaps is a highly specialized activity which involves investment techniques, risk analyses and tax planning different from those associated with ordinary portfolio securities transactions. These transactions can result in sizeable realized and unrealized capital gains and losses relative to the gains and losses from a Fund’s direct investments in securities.



Transactions in swaps can involve greater risks than if a Fund had invested in the reference assets directly since, in addition to general market risks, swaps may be leveraged and are also subject to illiquidity risk, counterparty risk, credit risk and pricing risk. However, certain risks may be reduced (but not eliminated) if a Fund invests in cleared swaps. Regulators also may impose limits on an entity's or group of entities' positions in certain swaps. Because bilateral swap agreements are two party contracts and because they may have terms of greater than seven days, these swaps may be

## More on Strategies, Risks and Disclosure of Portfolio Holdings

---

considered to be illiquid. Moreover, a Fund bears the risk of loss of the amount expected to be received under a swap in the event of the default or bankruptcy of a swap counterparty. Many swaps are complex and valued subjectively. Swaps and other derivatives may also be subject to pricing or “basis” risk, which exists when the price of a particular derivative diverges from the price of corresponding cash market instruments. Under certain market conditions it may not be economically feasible to initiate a transaction or liquidate a position in time to avoid a loss or take advantage of an opportunity. If a swap transaction is particularly large or if the relevant market is illiquid, it may not be possible to initiate a transaction or liquidate a position at an advantageous time or price, which may result in significant losses.

The value of swaps can be very volatile, and a variance in the degree of volatility or in the direction of securities prices from the Adviser’s or Sub-Adviser’s, as applicable, expectations may produce significant losses in a Fund’s investments in swaps. In addition, a perfect correlation between a swap and a reference asset may be impossible to achieve. As a result, the Adviser’s or Sub-Adviser’s, as applicable, use of swaps may not be effective in fulfilling the Adviser’s or Sub-Adviser’s, as applicable, investment strategies and may contribute to losses that would not have been incurred otherwise.

**Valuation Risk:** Portfolio securities may be valued using techniques other than market quotations, under the circumstances described under “Net Asset Value.” The value established for a portfolio security may be different than what would be produced through the use of another methodology or if it had been priced using market quotations. Portfolio securities that are valued using techniques other than market quotations, including “fair valued” securities, may be subject to greater fluctuation in their value from one day to the next than would be the case if market quotations were used. In addition, there is no assurance that a Fund could sell a portfolio security for the value established for it at any time and it is possible that a Fund would incur a loss because a portfolio security is sold at a discount to its established value.

### Disclosure of Portfolio Holdings

The Funds have adopted policies and procedures to protect the Funds’ portfolio information and to prevent the misuse of that information by a third party. A description of the Funds’ policies and procedures relating to the disclosure of portfolio holdings is available in the Funds’ SAI on the Funds’ website ([www.highlandfunds.com](http://www.highlandfunds.com)).

## Management of the Funds

---

Each Fund is a party to contractual arrangements with various parties, including, among others, the Fund’s investment adviser, administrator, distributor, and shareholder servicing agent, who provide services to the Fund. Shareholders are not parties to, or intended (“third-party”) beneficiaries of, any such contractual arrangements, and such contractual arrangements are not intended to create in any individual shareholder or group of shareholders any right to enforce them against the service providers or to seek any remedy under them against the service providers, either directly or on behalf of the Fund.

Neither this Prospectus, nor the related SAI, is intended, or should be read, to be or to give rise to an agreement or contract between Highland Funds II (the “Trust”) or the Funds and any investor, or to give rise to any rights in any shareholder or other person other than any rights under federal or state law that may not be waived.

### Board of Trustees and Investment Adviser

The Board of Trustees (the “Board”) is responsible for supervising the management and affairs of the Funds, each series of Highland Funds I, Highland Global Allocation Fund and Highland Income Fund. See “Management of the Trust” in the SAI for the names of and other information about the Trustees and officers of the Funds. The Board also has overall management responsibility for funds advised by NexPoint Advisors, L.P., including NexPoint Strategic Opportunities Fund; NexPoint Capital, Inc. (a closed-end management investment company that has elected to be treated as a business development company under the 1940 Act); and the following currently offered closed-end funds that operate as interval funds: NexPoint Real Estate Strategies Fund, NexPoint Healthcare Opportunities Fund and NexPoint Latin American Opportunities Fund. NexPoint Advisors, L.P. is an affiliate of Highland Capital Management Fund Advisors, L.P.

Highland Capital Management Fund Advisors, L.P. (“HCMFA” or the “Adviser”) serves as investment adviser to each Fund. The address of the Adviser is 300 Crescent Court, Suite 700, Dallas, Texas 75201. Organized in February 2009, HCMFA is registered as an investment adviser under the Investment Advisers Act of 1940, as amended.

As of November 30, 2019, HCMFA had approximately \$2.8 billion in assets under management. HCMFA is owned by Highland Capital Management Services, Inc., a Delaware corporation (“HCM Services”) and its general partner, Strand Advisors XVI, Inc., of which James Dondero is the sole stockholder. HCM Services is controlled by Mr. Dondero and Mr. Mark Okada by virtue of their respective share ownership.

The Adviser is affiliated with Highland Capital Management, L.P. (“HCMLP”), an SEC-registered investment adviser. On October 16, 2019, HCMLP filed for Chapter 11 bankruptcy protection with the United States Bankruptcy Court for the District of Delaware. HCMFA is not a party to HCMLP’s bankruptcy filing. HCMFA is a party to a shared services arrangement with HCMLP. Under this arrangement the Adviser may utilize employees from HCMLP in connection with various services such as human resources, accounting, tax, valuation, information technology services, office space, employees, compliance and legal. The Adviser does not expect HCMLP’s bankruptcy to impact its provision of services to HCMFA at this time.

**Management Fee**

Each Fund has entered into an investment advisory agreement with HCMFA (each, an “Investment Advisory Agreement”) pursuant to which HCMFA provides, or has hired a sub-adviser to provide, the day-to-day management of the Fund’s portfolio of securities, which includes buying and selling securities for the Fund and conducting investment research. If a sub-adviser has been hired, the sub-adviser provides advisory services pursuant to a sub-advisory agreement (each, a “Sub-Advisory Agreement”) between HCMFA and the relevant sub-adviser with respect to the appropriate Fund, subject to HCMFA’s general oversight.

In return for its advisory services, each Fund pays the Adviser a monthly fee, computed and accrued daily, based on an annual rate of the Fund’s average daily managed assets. “Average Daily Managed Assets” of a Fund shall mean the average daily value of the total assets of the Fund, less all accrued liabilities of the Fund (other than the aggregate amount of any outstanding borrowings constituting financial leverage).

A discussion regarding the basis for the Board’s approval of the Investment Advisory Agreements and Sub-Advisory Agreement appears in the Funds’ annual reports to shareholders for the period ended September 30, 2019.

Each Investment Advisory Agreement may be terminated at any time, without payment of any penalty, by the Board, or by vote of a majority of the outstanding voting securities of such Fund or by the Adviser, in each case on not more than 60 days’ nor less than 30 days’ prior written notice to the other party. In addition, each Investment Advisory Agreement automatically terminates in the event of its “assignment”, as defined in the 1940 Act and the rules thereunder, or upon the termination of the relevant Investment Advisory Agreement.

The table below shows the advisory fees that the Adviser received for each Fund for the fiscal year ended September 30, 2019 and each Fund’s contractual advisory fee with the Adviser:

Fund	Advisory Fees Paid as a Percentage of Average Daily Managed Assets for the Fiscal Period Ended September 30, 2019	Contractual Advisory Fee as a Percentage of Average Daily Managed Assets
Highland Socially Responsible Equity Fund	0.56%	0.60%
Highland Small-Cap Equity Fund	0.39%	0.95%
Highland Fixed Income Fund	0.25%	0.30%
Highland Total Return Fund	0.48%	0.50%

HCMFA has contractually agreed to limit the total annual operating expenses (exclusive of fees paid by the Fund pursuant to its distribution plan under Rule 12b-1 under the 1940 Act, taxes, such as deferred tax expenses, dividend expenses on short sales, interest payments, brokerage commissions and other transaction costs, acquired fund fees and expenses and extraordinary expenses (collectively, the “Excluded Expenses”)) of Highland Small-Cap Equity Fund, Highland Fixed Income Fund and Highland Total Return Fund to 1.15%, 0.65%, and 0.95% of average daily net assets attributable to any class of such Fund, respectively (each, an “Expense Cap” and collectively, the “Expense Caps”). The Expense Caps will continue through at least January 31, 2021, and may not be terminated prior to this date without the action or consent of the Board. Under the expense limitation agreements, the Adviser may recoup waived and/or reimbursed amounts with respect to a Fund within thirty-six months of the date such amounts were waived or reimbursed, provided the Fund’s total annual operating expenses, including such recoupment, do not exceed the Expense Cap in effect at the time of such waiver/reimbursement.

**Investment Sub-Adviser**

HCMFA seeks to make the best managers available to Fund shareholders, whether that means accessing HCMFA's wealth of internal talent or using external talent (sub-advisers). When HCMFA feels the need to access specialists outside, it investigates and engages sub-advisers with strong performance records and styles that match the investment objectives of the Funds. HCMFA is proud to engage the following sub-adviser who is responsible for the day-to-day management of a portion of the respective Fund's assets allocated to the sub-adviser (the "Allocated Assets"). The

## Management of the Funds

---

sub-adviser's services include buying and selling securities for its respective Fund and conducting investment research. As with HCMFA's portfolio managers, the sub-adviser may change the portfolio managers who are responsible for managing a portion of the respective Fund's Allocated Assets from time to time.

### First Foundation Advisors ("FFA")

18101 Von Karman Avenue, Suite 700  
Irvine, California 92612

FFA is the investment sub-adviser to each of Highland Fixed Income Fund and Highland Total Return Fund. FFA is a wholly-owned subsidiary of First Foundation Inc. and a registered investment adviser. As of December 31, 2019, FFA's assets under management were approximately \$4.4 billion.

### Sub-Advisory Fees:

HCMFA pays the Sub-Adviser an investment sub-advisory fee out of the management fee that it receives from each applicable Fund. The investment sub-advisory fee is paid by HCMFA monthly and is based upon the Average Daily Managed Assets of each respective Fund's Allocated Assets. Each sub-adviser will be entitled to receive from HCMFA a monthly fee, computed and accrued daily, based on the annual rates set forth below:

Highland Fixed Income Fund	0.15%
Highland Total Return Fund	0.25%

### Administrator

On behalf of the Funds, Highland Funds II has entered into an administration agreement with SEI Global Funds Services ("SEI"), One Freedom Valley Drive, Oaks, PA 19456, and pays SEI a monthly fee for administration services. HCMFA generally assists in all aspects of the Funds' administration and operations and furnishes offices, necessary facilities, equipment and personnel.

For more information about the Funds' administration agreements, please see "Administrator" in the SAI.

### Multi-Manager Structure

The Trust and the Adviser qualify for exemptive relief under a multi-managers' exemptive order (the "Order") from certain provisions of the 1940 Act, pursuant to which the Adviser will, subject to the oversight of the Board, be permitted to enter into and materially amend sub-advisory agreements on behalf of each Fund with sub-advisers unaffiliated with the Adviser without such agreements being approved by the shareholders of each Fund (the "Multi-Manager Structure"). The Board and the Adviser will therefore have the right to hire, terminate or replace sub-advisers without first obtaining shareholder approval, including in the event that a sub-advisory agreement has automatically terminated as a result of an assignment. The Adviser will continue to have the ultimate responsibility to oversee each sub-adviser and recommend its hiring, termination and replacement. Shareholders of the Funds, except for Highland Socially Responsible Equity Fund, have already approved the adoption of a Multi-Manager Structure, which enables these Funds to operate with greater efficiency and without incurring the expense and delays associated with obtaining shareholder approvals for matters relating to sub-advisers or sub-advisory agreements. Shareholders of Highland Socially Responsible Equity Fund will have to continue to separately vote to approve any change HCMFA seeks to make relating to such Fund's sub-adviser and sub-advisory agreement with respect to non-affiliated sub-advisers. The Trust and the Adviser will be subject to certain conditions imposed by the Order, including the condition that within 90 days of hiring of a new non-affiliated sub-adviser, a Fund will provide shareholders with an information statement containing information about the sub-adviser. Shareholders of each Fund retain the right to terminate a sub-advisory agreement for such Fund at any time by a vote of the majority of such outstanding securities of the Fund.

Operation of a Fund under the Multi-Manager Structure will not: (1) permit management fees paid by a Fund to HCMFA to be increased without shareholder approval; or (2) diminish HCMFA's responsibilities to a Fund, including HCMFA's overall responsibility for overseeing the portfolio management services furnished by its sub-advisers. Shareholders will be notified of any changes made to sub-advisers or sub-advisory agreements within 90 days of the change.

### About the Funds' Portfolio Managers

Each Fund is managed by either an individual portfolio manager who is primarily responsible for the day-to-day management of a Fund, or a team of portfolio managers, who are jointly and primarily responsible for the day-to-day management of a Fund. The portfolio managers of the Funds generally have final authority over all aspects of their portions of a Fund's investment portfolio, including securities purchase and sale decisions, portfolio construction techniques and

portfolio risk assessment. The following sets forth the roles of the primary portfolio managers of the specified Funds followed by biographical information for each portfolio manager. The Funds' SAI provides the following additional information about the: (i) portfolio managers' compensation; (ii) other accounts managed by the portfolio managers; and (iii) portfolio managers' ownership of shares of a Fund, if any.

### Portfolio Management Teams

**Highland Socially Responsible Equity Fund** is managed by James Dondero and Mike Hurley.

**Highland Small-Cap Equity Fund** is managed by James Dondero.

**Highland Fixed Income Fund** is managed by John Hakopian.

**Highland Total Return Fund** is managed by a team of portfolio managers that includes John Hakopian, Jim Garrison and Eric Speron.

### Portfolio Manager Biographies

The following sets forth biographical information for those individuals who are primarily responsible for managing the specified Fund's investments. The portfolio managers may change from time to time.

**James Dondero** is a founder of HCMLP (an alternative asset manager specializing in high-yield fixed income investments). He is the portfolio manager of **Highland Small-Cap Equity Fund** and **Highland Socially Responsible Equity Fund** and has served in that capacity since July 1, 2015 and January 31, 2016, respectively. Mr. Dondero has over 25 years of experience in the credit markets. Prior to founding Highland in 1993, Mr. Dondero served as Chief Investment Officer of Protective Life's GIC subsidiary and helped grow the business from concept to over \$2 billion between 1989 and 1993. His portfolio management experience includes mortgage-backed securities, investment grade corporates, leveraged bank loans, high-yield bonds, emerging market debt, derivatives, preferred stocks and common stocks. From 1985 to 1989, Mr. Dondero managed approximately \$1 billion in fixed income funds for American Express. Prior to American Express, he completed his financial training at Morgan Guaranty Trust Company. Mr. Dondero is a Beta Gamma Sigma graduate of the University of Virginia (1984) with degrees in Accounting and Finance. Mr. Dondero has earned the right to use the Chartered Financial Analyst designation. Mr. Dondero is a Certified Public Accountant and a Certified Management Accountant. Mr. Dondero currently serves as Chairman for NexBank and serves on the Board of Directors of Cornerstone Healthcare Group, TexMark Timber Treasury, L.P., Jernigan Capital, Inc., Metro-Goldwyn-Mayer and SeaOne Holdings, LLC.

**Jim Garrison** is a portfolio manager of **Highland Total Return Fund**. Mr. Garrison is part of the investment team managing FFA's proprietary High Quality Core Strategy as well as the manager of FFA's Dividend Strategy Portfolio. He is a member of FFA's Investment Committee, where he assists in shaping the portfolio investment process and overall asset allocations. Mr. Garrison also provides research and recommendations of third-party equity investment opportunities. Prior to joining FFA in 1999, Mr. Garrison worked as an internal audit consultant for Arthur Andersen, LLP. Mr. Garrison earned a Bachelor of Science in Agricultural and Managerial Economics from the University of California, Davis. He has earned the right to use the Chartered Financial Analyst designation.

**John Hakopian** is a portfolio manager of **Highland Fixed Income Fund** and **Highland Total Return Fund**. Mr. Hakopian is President of FFA and a Director of First Foundation Inc. and First Foundation Bank. Mr. Hakopian oversees the vision, strategy, operations and development of the investment management service for FFA. Having been with FFA since its inception in 1990, Mr. Hakopian has been closely involved in developing and delivering the firm's investment services. He became President in 2009. Mr. Hakopian earned a Bachelor of Arts degree in economics in three years from the University of California, Irvine and an MBA in Finance from the University of Southern California.

**Mike Hurley** is a portfolio manager of **Highland Socially Responsible Equity Fund**. Mr. Hurley is Chief Market Strategist for HCMFA. He joined the firm in 2011 as a sub-advisor to the Highland Trend Following Fund and, prior to that, served as a Portfolio Manager with Fusion Asset Management, LLC where he managed the Fusion Global Long/Short Fund (FGLSX) from its inception in September 2007 to November 2008. Prior to launching FGLSX he served as Chief Technical Strategist for several boutique research firms, including: M.S. Howells & Co., Sound View Technology Group and E\*Offering (The Investment Bank of E\*TRADE). From 1986 to 1994 he served as a commissioned officer in the United States Navy. Mr. Hurley is a graduate of the University of California, Santa Barbara where he received B.A. degrees in both Business Economics and Chemistry. He is Series 7, 63 & 65 licensed and is a Chartered Market Technician (CMT).

**Eric Speron** is a portfolio manager of **Highland Total Return Fund**. Mr. Speron is part of the investment team managing FFA's proprietary High Quality Core Strategy as well as the manager of FFA's Opportunistic Equity Strategy Portfolio. He is a member of FFA's Investment Committee, where he assists in shaping the portfolio investment process and overall asset allocations. Mr. Speron also provides research and recommendations of third-party equity investment opportunities. Prior to

joining FFA in 2007, Mr. Speron worked at Credit Suisse First Boston and JPMorgan. Mr. Speron earned a Bachelor of Arts Degree from Georgetown University. He has earned the right to use the Chartered Financial Analyst designation.

*About the Funds' Underwriter*

The Funds' shares are offered for sale through NexPoint Securities, Inc. (formerly, Highland Capital Funds Distributor, Inc.) (the "Underwriter"), 200 Crescent Court, Suite 700,



## Management of the Funds

---

Dallas, Texas 75201. Shareholders and Financial Advisors (as defined under “How to Buy Shares”) should not send any transaction or account requests to this address. Transaction or account requests should be directed to Highland Funds II — (Fund Name), PO Box 219424, Kansas City, Missouri 64121-9424.

## Shareowner Guide — How to Invest in Highland Funds II

---

### How to Buy Shares

You can purchase shares of the Funds on any day that the New York Stock Exchange (“NYSE”) is open for business (see “Net Asset Value”). You can purchase shares of the Funds from any financial advisor, broker-dealer or other financial intermediary that has entered into an agreement with the Underwriter or the Funds with respect to the sale of shares of the Funds (a “Financial Advisor”), or DST Asset Manager Solutions, Inc. 430 W. 7<sup>th</sup> Street, Suite 219424, Kansas City, Missouri 64105-1407, the Funds’ transfer agent (the “Transfer Agent”). Your Financial Advisor can help you establish an appropriate investment portfolio, buy shares, and monitor your investments. The Funds have authorized Financial Advisors to receive purchase and redemption orders on their behalf. Financial Advisors are authorized to designate other intermediaries to receive purchase and redemption orders on the Funds’ behalf. The Funds will be deemed to have received a purchase or redemption order when a Financial Advisor or its authorized designee receives the order in “good order.” The specific requirements for “good order” depend on the type of transaction and method of purchase. Contact the Adviser if you have questions about your circumstances. Generally, “good order” means that you placed your order with your Financial Advisor or its authorized designee or your payment (made in accordance with any of the methods set forth in the table below) has been received and your application is complete, including all necessary documentation and signatures. Customer orders will be priced at a Fund’s NAV per share next computed after the orders are received by a Financial Advisor or its authorized designee in good order. Investors may be charged a fee by their Financial Advisors, payable to the Financial Advisor and not a Fund, if investors effect a transaction in Fund shares through either a Financial Advisor or its authorized designee.

The availability of certain sales charge waivers and discounts will depend on whether you purchase your shares directly from a Fund or through a financial intermediary. Intermediaries may have different policies and procedures regarding the availability of front-end sales charge waivers or contingent deferred (back-end) sales charge (“CDSC”) waivers, which are discussed below. In all instances, it is the purchaser’s responsibility to notify the Fund or the purchaser’s financial intermediary at the time of purchase of any relationship or other facts qualifying the purchaser for sales charge waivers or discounts. **For waivers and discounts not available through a particular intermediary, shareholders will have to purchase Fund shares directly from a Fund or through another intermediary to receive these waivers or discounts. Shares purchased through certain financial intermediaries (a “Specified Intermediary”) may be subject to different initial sales charges or the initial sales charge or CDSC may be waived in certain circumstances. Please refer to the Appendix to the Fund’s Prospectus for the sales charge or CDSC waivers that are applicable to each Specified Intermediary.**

The USA PATRIOT Act may require a Fund, a Financial Advisor or its authorized designee to obtain certain personal information from you which will be used to verify your identity. If you do not provide the information, it may not be possible to open your account. If a Fund, a Financial Advisor or authorized designee is unable to verify your customer information, such Fund reserves the right to close your account or to take such other steps as it deems reasonable.

Outlined below are various methods for buying shares of the Funds:

Method	Instructions
Through your Financial Advisor	Your Financial Advisor can help you establish your account and buy shares on your behalf. To receive the current trading day’s price, your Financial Advisor must receive your request in good order prior to the close of regular trading on the NYSE, usually 4:00 p.m., Eastern time. Your Financial Advisor may charge you fees for executing the purchase for you.
By check (new account) <sup>(1)</sup>	For new accounts, send to the applicable Fund, at the address noted below, <sup>(2)</sup> a completed application and check made payable to “Highland Funds II — (Fund Name).” All purchases must be in U.S. Dollars and must be drawn on a U.S. bank. Highland Funds II does not accept cash, U.S. savings bonds, traveler’s checks, money orders, California warrant checks, starter checks, third-party checks, or credit card courtesy checks. Checks dated six months old or older and post-dated checks will not be accepted.
By check (existing account) <sup>(1)</sup>	For existing accounts, fill out and return to the applicable Fund, at the address noted below, <sup>(2)</sup> the additional investment stub included in your account statement, or send a letter of instruction, including the applicable Fund name and account number, with a check made payable to “Highland Funds II — (Fund Name).” All purchases must be in U.S. Dollars and must be drawn on a U.S. bank. Highland Funds II does not accept cash, U.S. savings bonds, traveler’s checks, money orders, California warrant checks, starter checks, third-party checks, or credit card courtesy checks. Checks dated six months old or older and post-dated checks will not be accepted.



Method	Instructions
By exchange	You or your Financial Advisor may acquire shares of a Fund for your account by exchanging shares you own in certain other funds advised by HCMFA for shares of the same class of a Fund, subject to the conditions described in "Exchange of Shares" below. In addition, you or your Financial Advisor may exchange shares of a class of a Fund you own for shares of a different class of the same Fund, subject to the conditions described in "Exchange of Shares" below. To exchange, send written instructions to the applicable Fund, at the address noted below <sup>(2)</sup> or call 1-877-665-1287.
By wire	<p>You may purchase shares of a Fund by wiring money from your bank account to your Fund account. Prior to sending wire transfers, please contact Shareholder Services at 1-877-665-1287 for specific wiring instructions and to facilitate prompt and accurate credit upon receipt of your wire. You can also find the specific wiring instructions at <a href="http://highlandfunds.com/literature/#forms">http://highlandfunds.com/literature/#forms</a>.</p> <p>To receive the current trading day's price, your wire, along with a valid account number, must be received in your Fund account prior to the close of regular trading on the NYSE, usually 4:00 p.m., Eastern time.</p> <p>If your initial purchase of shares is by wire, you must first complete a new account application and promptly mail it to Highland Funds II — (Fund Name), at the address noted below.<sup>(2)</sup> After completing a new account application, please call 1-877-665-1287 to obtain your account number. Please include your account number on the wire.</p>
By electronic funds transfer via an automated clearing house ("ACH") transaction <sup>(1)</sup>	You may purchase shares of a Fund by electronically transferring money from your bank account to your Fund account by calling 1-877-665-1287. An electronic funds transfer may take up to two business days to settle and be considered in good order. You must set up this feature prior to your telephone request. Be sure to complete the appropriate section of the application.
Automatic investment plan	You may make monthly or quarterly investments automatically from your bank account to your Fund account. You may select a pre-authorized amount to be sent via electronic funds transfer. For this feature, please call the applicable Fund at 1-877-665-1287 or visit the Funds' website, ( <a href="http://highlandfunds.com/literature/#forms">http://highlandfunds.com/literature/#forms</a> ), where you may obtain a copy of the "Account Options Form."

<sup>(1)</sup> The redemption of shares purchased by check or an automated clearing house ("ACH") transaction is subject to certain limitations (see "Redemption of Shares"). Any purchase by check or ACH transaction that does not clear may be cancelled, and the investor will be responsible for any associated expenses and losses to the applicable Fund.

<sup>(2)</sup> Regular Mail: Send to "Highland Funds II — (Fund Name)," PO Box 219424, Kansas City, MO 64121-9424. Overnight Mail: Send to "Highland Funds II — (Fund Name)," 430 W 7th Street, Suite 219424, Kansas City, MO 64105-1407.

The following minimum investment amounts apply to direct accounts with a Fund.

### Minimum Investments for Class A and Class C

	By mail	By wire	Automatic
Initial Investment	\$ 500	\$ 1,000	\$ 25
Subsequent Investments	\$ 100	\$ 1,000	\$ 25

Accounts that fall below the \$500 account minimum may be automatically redeemed by a Fund on 30 days' notice and the account shareholder will bear any associated transaction costs, market exposure risks and tax consequences.

### Minimum Investments for Class Y Shares (eligible investors only)

Initial Investment	None
Subsequent Investments	None

Class Y Shares are available to investors who invest through programs or platforms maintained by an authorized financial intermediary. There is no minimum investment for purchases of shares by eligible investors. Individual investors that invest directly with a Fund are not eligible to invest in Class Y Shares.

Unless the requirement is expressly waived by a Fund, each Fund reserves the right to change or waive the investment minimums and reserves the right to liquidate a shareholder's account if the value of shares held in the account is less than the minimum account size. Each Fund also reserves the right to reject for any reason, or cancel as permitted or required by law, any purchase order. In addition, without notice, a Fund may stop offering shares completely, or may offer shares only on a limited basis, for a period of time or permanently.

### Retirement Plans

Shares of the Funds, are available for purchase through individual retirement accounts (IRAs) and other retirement plans. Each Fund offers several different types of IRAs, including prototype IRAs, Roth IRAs, simplified employee pension ("SEP") IRAs and Simple IRAs for both individuals and employers. For further information, please call the Funds at 1-877-665-1287 or your Financial Advisor.

### **Purchases in Kind — If You Invest More than \$10 Million**

Large investments in a Fund (\$10 million or more) may be detrimental to existing shareholders because they can significantly increase transaction costs charged to existing shareholders. In these circumstances, the Fund may require that you purchase Fund shares “in kind,” or provide the Fund with securities instead of cash. The Fund or the Transfer Agent would inform you of the securities acceptable to the Fund. The securities would be accepted by the Fund at their market value in return for Fund shares of equal value. You

## Shareowner Guide — How to Invest in Highland Funds II

may have to pay associated brokerage commissions for the securities that you purchase. The transfer of securities to the Fund will be a taxable event.

### Choosing a Share Class

Each Fund offers three classes of shares — Class A, Class C, and Class Y Shares. Each share class has its own sales charge and expense structure. Determining which share class is best for you depends on the dollar amount you are investing and number of years for which you are willing to invest. Based on your personal situation, your Financial Advisor can help you decide which class of shares makes the most sense for you. Sales charges and expenses are determined by the share class you select and manner in which you purchase.

Class A Shares carry an initial sales charge. Class A Shares bought without an initial sales charge in accounts aggregating \$1 million or more at the time of purchase are subject to a 0.50% contingent deferred sales charge (“CDSC”) if the shares are sold within one year of purchase. Class C Shares are offered without an initial sales charge, but are subject to a CDSC for one year after purchase. Class Y Shares are offered without an initial sales charge or a CDSC, but are not available to individual investors that invest directly with the Fund. Class C Shares have higher annual operating expenses than Class A and Class Y Shares because of higher distribution and shareholder service fees.

Your Financial Advisor may receive different compensation for selling one class of shares than for selling another class. It is important to remember that the CDSCs and distribution and shareholder service fees for the Class C Shares have the same purpose as the front-end sales charge on sales of Class A Shares: to compensate the Underwriter for concessions and expenses it pays to Financial Advisors.

The Funds may modify the manner in which shares are offered, minimum investments, or sales charge rates or waivers at any time without prior notice.

### **Purchasing Class A Shares**

Class A Shares may be appropriate for long-term investors who compensate their investment professionals for the services they provide with traditional front-end sales charges and for investors who qualify for quantity discounts or waivers. Your purchases of Class A Shares are made at the public offering price for these shares, that is, the NAV per share for Class A Shares plus a front-end sales charge that is based on the amount of your initial investment when you open your account. The front-end sales charge you pay on an additional investment is based on your total net investment in the Fund, including the amount of your additional purchase. Shares you purchase with reinvested dividends or other distributions are not subject to a sales charge. As shown in the tables below, a portion of the sales charge may be paid as a commission (or dealers’ reallowance) to your Financial Advisor on the sale of Class A Shares. The total amount of the sales charge, if any, differs depending on the amount you invest as shown in the tables below.

### **Highland Socially Responsible Equity Fund, Highland Small-Cap Equity Fund and Highland Total Return Fund**

Your Investment**	Front-End Sales Charge		Maximum Dealers’ Reallowance* (As a % of Purchase Price)
	(As a % of Purchase Price)	(As a % of Your Net Investment)	
Less than \$50,000	5.75%	6.10%	5.25%
\$50,000 but less than \$100,000	4.25%	4.44%	3.75%
\$100,000 but less than \$250,000	3.25%	3.36%	2.75%
\$250,000 but less than \$500,000	2.50%	2.56%	2.00%
\$500,000 but less than \$1,000,000	2.00%	2.04%	1.55%
\$1,000,000 or more***	None	None	†

### **Highland Fixed Income Fund**

Your Investment**	Front-End Sales Charge		Maximum Dealers’ Reallowance* (As a % of Purchase Price)
	(As a % of Purchase Price)	(As a % of Your Net Investment)	
Less than \$100,000	4.25%	4.44%	3.75%
\$100,000 but less than \$250,000	3.25%	3.36%	2.75%
\$250,000 but less than \$500,000	2.50%	2.56%	2.00%
\$500,000 but less than \$1,000,000	2.00%	2.04%	1.55%
\$1,000,000 or more***	None	None	†

\* From time to time, the Fund may decide to reallow the entire amount of the front-end sales charge to dealers. Dealers who receive more than 90% of the sales charge may be considered “underwriters” under the U.S. securities laws.



- 
- \*\* Except for certain employee benefit plans that select Class C Shares (see “Purchasing Class C Shares” below), purchases of \$1,000,000 or more intended for Class C Shares should be made in Class A Shares (for individual investors) or in Class Y Shares (for institutional investors).
- \*\*\* Purchases of \$1 million or more of Class A Shares pursuant to a sales charge waiver are subject to a 0.50% CDSC if redeemed within one year of purchase. The Class A Shares CDSC does not apply to investors purchasing \$1 million or more of any Fund's Class A Shares if such investors are otherwise eligible to purchase Class A Shares pursuant to another sales charge waiver. The CDSC is calculated by multiplying the CDSC percentage by the lesser of the share class' net asset value at the time of the purchase or its net asset value at the time of redemption.
- † For purchases through a Financial Advisor that exceed \$1 million, the Financial Advisor will receive a concession of 0.50% of any amounts under \$3 million, 0.40% of any amounts greater than \$3 million and less than \$5 million, 0.25% of any amounts greater than \$5 million and less than \$25 million and 0.12% thereafter, to the selling dealer.

### Reduced Sales Charges for Class A Shares

You may pay a lower sales charge when purchasing Class A Shares through Rights of Accumulation, which works as follows: if the combined value (determined at the current public offering price) of your accounts in all classes of shares of a Fund and other Participating Funds (as defined below) maintained by you, your spouse or domestic partner or your minor children, together with the value (also determined at the current public offering price) of your current purchase, reaches a sales charge discount level (according to the above chart), your current purchase will receive the lower sales charge, provided that you have notified the Fund or the Underwriter and your Financial Advisor, if any, in writing of the identity of such other accounts and your relationship to the other account holders and submitted information (such as account statements) sufficient to substantiate your eligibility for a reduced sales charge. Such reduced sales charge will be applied upon confirmation of such shareholders' holdings by the Transfer Agent. A Fund may terminate or amend this Right of Accumulation at any time without notice. As used herein, “Participating Funds” refers to any series of Highland Funds I (except for Highland/iBoxx Senior Loan ETF) and Highland Funds II (as defined below under “Exchange of Shares”) and registered, open-end investment companies advised by the Adviser and distributed by the Underwriter as otherwise permitted from time to time by the Board.

You may also pay a lower sales charge when purchasing Class A Shares and shares of other Participating Funds by signing a Letter of Intent within 90 days of your purchase. By doing so, you would be able to pay the lower sales charge on all purchases by agreeing to invest a total of at least \$100,000 within 13 months. If your Letter of Intent purchases are not completed within 13 months, your account will be adjusted by redemption of the amount of shares needed to pay the higher initial sales charge level for the amount actually purchased. Upon your request, a Letter of Intent may reflect purchases within the previous 90 days. See the SAI for additional information about this privilege. More information regarding reduced sales charges is available free of charge in the Funds' SAI on the Funds' website at: <http://highlandfunds.com/literature>.

In addition, certain investors may purchase shares at no sales charge or at a reduced sales charge. For example, Class A Shares are offered at no sales charge to investors who are clients of financial intermediaries who have entered into an agreement with the Underwriter to offer Fund shares through self-directed investment brokerage accounts that do not charge transaction fees to their clients. Whether a sales charge waiver is available for your retirement plan or charitable account depends upon the policies and procedures of your intermediary. Please consult your financial adviser for further information. See the SAI for a description of this and other situations in which sales charges are reduced or waived.

Any sales charge discounts described herein do not apply to investors purchasing shares of the Fund through any Specified Intermediary as detailed in the Appendix to the Fund's Prospectus. Please refer to the Appendix to the Fund's Prospectus for the sales charge discounts that are applicable to each Specified Intermediary.

Variations in sales charges for Class A Shares reflect the varying efforts required to sell Class A Shares to separate categories of purchasers. These provisions may be altered or discontinued at any time. Any sales charge discounts described herein do not apply to investors purchasing shares of the Fund through any Specified Intermediary as detailed in the Appendix to the Fund's Prospectus. Please refer to the Appendix to the Fund's Prospectus for the sales charge discounts that are applicable to each Specified Intermediary.

### Purchasing Class C Shares

Class C Shares may be appropriate for shorter-term investors, if you do not want to pay a traditional front-end sales charge on your purchase of Fund shares or are unsure of the length of time you will hold your investment.

Class C Shares are available for investment through programs or platforms maintained by Financial Advisors, provided that the cost to HCMFA (or its affiliates) for providing or paying for any selling or administrative servicing activities in connection with investor accounts on such programs or platforms does not typically exceed an amount equal to 1.00% (reflecting the

Class C Shares distribution and service fees or Rule 12b-1 fees) of the average net asset value of such accounts. There is no program asset size or minimum investment requirements for initial and subsequent purchases of shares by eligible omnibus account investors.



## Shareowner Guide — How to Invest in Highland Funds II

---

Because you may purchase Class C Shares at the NAV next determined without paying an initial sales charge, your entire investment in Class C Shares is available to work for you. However, Class C Shares pay higher Rule 12b-1 fees than each of the other share classes and never convert to Class A Shares. In that regard, Class C Shares may be more appropriate for investors with a shorter investment horizon because long-term shareholders of Class C Shares may pay more than the economic equivalent of Class A Shares' maximum front-end sales charge.

Trail commissions of up to 1.00% may be paid by the Underwriter or Adviser to Financial Advisors that provide on-going services with respect to Class C Shares.

Class C Shares are subject to a 0.50% CDSC if redeemed within one year of purchase. Proceeds from the CDSC may be used to defray the expenses of the Fund and HCMFA related to the sale of Class C Shares, including the payment of compensation to Financial Advisors. The CDSC is applied to the NAV at the time of purchase or redemption, whichever is lower. For purposes of calculating the CDSC, the start of the holding period is the date on which the purchase is made. Shares you purchase with reinvested dividends or capital gains are not subject to a CDSC. When shares are redeemed, the Funds will automatically redeem those shares (if any) not subject to a CDSC and then those you have held the longest. In certain circumstances, CDSCs may be waived, as described in the SAI.

The CDSC is calculated by multiplying the CDSC percentage by the lesser of the share class' net asset value of the block of shares being redeemed at the time of their purchase or the net asset value at the time of redemption.

An amount up to 1.5% of the amount invested in Class C Shares may be paid to Financial Advisors.

### **Purchasing Class Y Shares**

Your purchase of Class Y Shares are made at NAV without a sales charge or CDSC. Class Y Shares are only available to eligible investors.

### **Eligible Investors**

The Funds offer Class Y Shares exclusively to certain institutional and other eligible investors. Eligible investors are as follows:

- Clients of broker-dealers or registered investment advisers that both recommend the purchase of Fund shares and charge clients an asset-based fee;
- A retirement plan (or the custodian for such plan) with aggregate plan assets of at least \$5 million at the time of purchase and that purchases shares directly from the Fund or through a third party broker-dealer;
- Any insurance company, trust company or bank purchasing shares for its own account;
- Any endowment, investment company or foundation; and
- Any trustee of a Fund, any employee of HCMFA and any family member of any such trustee or employee.

Each Fund reserves the right to change the criteria for eligible investors. Each Fund also reserves the right to refuse a purchase order for any reason, including if it believes that doing so would be in the best interests of the Fund and its shareholders.

### **Redemption of Shares**

Each Fund redeems its shares based on the NAV next determined after the Transfer Agent or Financial Advisor receives your redemption request in good order. Each Fund reserves the right to reject any redemption request that is not in good order. The specific requirements for good order depend on the type of account and transaction and the method of redemption. Contact HCMFA if you have any questions about your particular circumstances. Generally, "good order" means that the redemption request meets all applicable requirements described in this Prospectus. See "Net Asset Value" for a description of the calculation of NAV per share.

You can redeem shares of a Fund on any day that the NYSE is open for business. Each Fund, however, may suspend the right of redemption and postpone payment for more than seven days: (i) during periods when trading on the NYSE is closed on days other than weekdays or holidays; (ii) during periods when trading on the NYSE is restricted; (iii) during any emergency which makes it impractical for a Fund to dispose of its securities or fairly determine the NAV of the Fund; and (iv) during any other period permitted by the SEC for your protection.

The Funds typically expect that it will take one to three days following the receipt of your redemption request to pay out redemption proceeds; however, while not expected, payment of redemption proceeds may take up to seven days. The Funds typically expect that it will hold cash or cash equivalents or use proceeds from the sale of portfolio securities to meet redemption requests. The Funds expect to use these sources to meet redemptions under normal market conditions and

may also use them under stressed market conditions. Generally, all redemptions will be for cash, although each Fund reserves the right to redeem in-kind as described below. Redemptions in-kind are typically used to meet redemption requests that represent a large percentage of a fund's net assets, and may be used in the event that a substantial portion of a fund's assets is represented by one or

more illiquid assets, in order to minimize the effect of large redemptions on the fund and its remaining shareholders. Redemptions in-kind may be used under normal market conditions and under stressed market conditions. You may experience a delay in converting illiquid securities to cash. If payment is made in securities, the fund will value the securities selected in the same manner in which it computes its NAV. If you receive securities when redeeming your account, the securities will be subject to market fluctuation and you may incur tax and transaction costs if you sell the securities.

The Funds are meant for long-term investing. They are not meant for “market timing” or other types of frequent or short-term trading (“disruptive trading”). Disruptive trading can adversely affect Fund performance and the interests of long-term investors by, among other things, interfering with the efficient management of the Fund’s investment portfolio. Accordingly, the Funds have adopted, and the Board has approved, policies and procedures reasonably designed to monitor Fund trading activity and, where disruptive trading is detected, to take action to stop such activity. The Funds reserve the right to amend these policies and procedures at any time without prior notice to investors or Financial Advisor.

*Direct Investor Accounts.* An investor that redeems or exchanges out of (or purchases) a particular Fund within 30 days of a purchase or exchange into (or redemption out of) that same Fund may be restricted from further investing in any series of Highland Funds I or Highland Funds II or exchanging between Participating Funds, as defined in this Prospectus, subject to the exceptions described below, all without prior notice to the investor. The Funds may also restrict investments and exchanges by investors that are believed to have engaged in a pattern of disruptive trading. In addition, the Funds may reject purchase orders or terminate or restrict the exchange privileges of any account associated with a broker-dealer representative, branch office, or firm that the Funds have determined to be a source or facilitator of disruptive trading, even if no disruptive trading has occurred in that particular account. Exchanges and purchases may be permitted again for restricted investors under certain circumstances in the sole discretion of HCMFA. The foregoing restrictions apply to direct investor accounts and do not apply to shares held on the books of Financial Advisors through omnibus accounts with the Funds. The restrictions applicable to omnibus accounts with Financial Advisors are discussed below.

The restrictions described above do not apply to (1) systematic withdrawals (e.g., regular periodic automatic redemptions, dividend and capital gain distributions, and systematic share class conversions); (2) systematic purchases (e.g., regular periodic automatic purchases, payroll contributions, and dividend reinvestments) where the entity maintaining the shareholder account is able to identify the transaction as a systematic withdrawal or purchase; (3) transactions by fund-of-funds advised by HCMFA; (4) transactions initiated by the trustee or adviser to a donor advised charitable fund; and (5) certain transactions (plan contributions, plan benefit payments, plan expenses and portfolio rebalancing) by defined benefit plans that receive asset allocation services from HCMFA. The Funds may also exclude small transactions less than an amount set from time to time under the Funds’ policies.

*Omnibus Accounts with Financial Advisors.* The Funds are also offered through Financial Advisors that may establish an “omnibus” account with the Funds. Because the Funds may not receive information on the trading activity of the underlying individual investors, it may be difficult or impossible for the Funds to detect or stop disruptive trading in omnibus accounts. The difficulty may be even greater if there are multiple tiers of Financial Advisors or if omnibus accounts are used to hide disruptive trading within the trading activity of a large number of underlying investors.

In deciding whether to establish an omnibus account with a Financial Advisor, the Funds will consider whether the Financial Advisor has its own disruptive trading policies and procedures (which policies and procedures may differ materially from those applied by the Fund to direct accounts). If the Financial Advisor has its own disruptive trading policies and procedures, the Funds will seek assurance from the Financial Advisor that such policies and procedures will be effectively enforced.

If the Financial Advisor does not have its own disruptive trading policies and procedures, the Funds will seek to obtain the Financial Advisor’s cooperation in enforcing the Funds’ disruptive trading policies and procedures to the extent feasible. Such cooperation may include periodically providing the Funds with the trading activity of its underlying investors and, if disruptive trading is detected by the Funds, making efforts to stop it.

There are a number of existing omnibus accounts with Financial Advisors that were established prior to the adoption of the foregoing policies and procedures. These Financial Advisors may not have their own disruptive trading policies and procedures and/or the Funds may not have obtained their cooperation in enforcing the Funds’ disruptive trading policies

and procedures. The Funds will continue to make reasonable efforts to work with these Financial Advisors to implement the policies and procedures described above, although there is no guarantee that such efforts will be successful.

*Defined Contribution Plans.* Participants in certain defined contribution plans that exchange out of any Fund may be

## Shareowner Guide — How to Invest in Highland Funds II

---

restricted from further exchanging back into that same Fund for a period of at least 30 days. This restriction does not affect the participant's ability to exchange into any investment option that has not been restricted or the participant's ability to continue contributions into the participant's defined contribution plan (including that same Fund). This restriction also does not apply to certain withdrawals (such as distributions, hardship withdrawals and plan loans), systematic rebalancing or loan repayments. Ask your plan administrator or visit your plan administrator's website for more information.

*Reservation of Rights to Reject Purchase or Exchange Orders.* The Funds reserve the right to reject any purchase or exchange order at any time for any reason without prior notice to the investor or Financial Advisor.

*Limitations on Ability to Prevent Disruptive Trading.* Despite the efforts of the Funds and the Underwriter to protect the Funds from harm caused by disruptive trading, there is no guarantee that the Fund's disruptive trading policies and procedures will be effective. As discussed above, it may be difficult or impossible for the Funds to detect or stop disruptive trading in certain omnibus accounts with Financial Advisors. Regardless of whether those Financial Advisors have their own disruptive trading policies and procedures or cooperate in enforcing the Funds' policies and procedures to the extent feasible, there is no guarantee that they will be effective and they may differ materially from those applied by the Funds to direct accounts. In addition, investors that purposely engage in disruptive trading may employ strategies to avoid detection. Consequently, the Funds may not be able to detect or stop disruptive trading until harm to the Funds has already occurred.

*Risks of Disruptive Trading.* Disruptive trading, especially involving large dollar amounts, may adversely affect Fund performance and the interests of long-term investors by interfering with efficient portfolio management and the implementation of long-term investment strategies. In particular, disruptive trading may: (1) require a Fund to keep more assets in cash or other liquid holdings than it would otherwise consider appropriate, causing the Fund to miss out on gains in a rising market; (2) require a Fund to sell some of its investments sooner than it would otherwise consider appropriate in order to honor redemptions; and (3) increase brokerage commissions and other portfolio transaction expenses by causing the Fund to buy and sell securities more frequently as assets move in and out.

Funds that invest in foreign securities may be particularly susceptible to disruptive trading because of investors attempting to engage in "time-zone arbitrage," a trading strategy that exploits the fact that the closing prices of foreign securities owned by the Fund are established some time before the Fund calculates its own share price (which typically occurs at 4:00 p.m. Eastern Time). Funds that invest significantly in high-yield securities or small-cap equity securities may be particularly susceptible to disruptive trading because of investors attempting to engage in "liquidity arbitrage," a trading strategy that exploits knowledge of the value of securities and the fact that they are often infrequently traded. Such disruptive trading strategies may interfere with the efficient management of a Fund's portfolio to an even greater degree than other types of disruptive trading and may dilute the value of Fund shares held by other investors.

Financial Advisors may impose short-term trading restrictions that differ from those of the Funds. Any shareholder purchasing shares of a Fund through a Financial Advisor should check with the Financial Advisor or the Fund to determine whether the shares will be subject to a short-term trading fee.

Each Fund reserves all rights, including the right to refuse any purchase request (including requests to purchase by exchange) from any person or group who, in the Fund's view, is likely to engage in excessive trading or if such purchase or exchange is not in the best interests of the Fund and to limit, delay or impose other conditions on purchases or exchanges. Each Fund has adopted a policy of seeking to minimize short-term trading in its shares and monitors purchase, exchange and redemption activities to assist in minimizing short-term trading.

You may redeem shares of a Fund through your Financial Advisor or its authorized designee or directly from the Fund through the Transfer Agent. Your Financial Advisor may charge a fee for such services. If you hold your shares in an individual retirement account ("IRA"), you should consult a tax advisor concerning the current tax rules applicable to IRAs. Outlined below are various methods for redeeming shares:

<b>Method</b>	<b>Instructions</b>
By letter	You may mail a letter requesting redemption of shares to: "Highland Funds II — (Fund Name)," P.O. Box 219424, Kansas City, Missouri 64121-9424. Your letter should state the name of the Fund, the share class, the dollar amount or number of shares you are redeeming and your account number. You must sign the letter in exactly the same way the account is registered. If there is more than one owner of shares, all must sign. A Medallion signature guarantee is required for each signature on your redemption letter. You can obtain a Medallion signature guarantee from financial institutions, such as commercial banks, brokers, dealers and savings associations. A notary public cannot provide a Medallion signature guarantee. If the account is registered to a corporation, trust or other entity, additional documentation may be needed. Please call 1-877-665-1287 for further details.

Method	Instructions
By telephone or the Internet	Unless you have requested that telephone or Internet redemptions from your account not be permitted, you may redeem your shares in an account (excluding an IRA) directly registered with the Transfer Agent by calling 1-877-665-1287 or visiting the Funds' website at <a href="http://www.highlandfunds.com">http://www.highlandfunds.com</a> . If the Transfer Agent acts on telephone or Internet instructions after following reasonable procedures to protect against unauthorized transactions, neither the Transfer Agent nor the Fund will be responsible for any losses due to unauthorized telephone or Internet transactions and instead you would be responsible. You may request that proceeds from telephone or Internet redemptions be mailed to you by check (if your address has not changed in the prior 30 days) or forwarded to you by bank wire. If you would like to request that such proceeds be invested in shares of other Highland funds or other registered, open-end investment companies advised by the Adviser and distributed by the Underwriter, please see "Exchange of Shares" below. Among the procedures the Transfer Agent may use are passwords or verification of personal information. The Funds may impose limitations from time to time on telephone or Internet redemptions.
Proceeds by check	The Funds will make checks payable to the name(s) in which the account is registered and normally will mail the check to the address of record within seven days.
Proceeds by bank wire	The Funds accept telephone or Internet requests for wire redemption in amounts of at least \$1,000. The Funds will send a wire to either a bank designated on your new account application or on a subsequent letter in good order as described above under the instructions for redeeming shares "By letter." The proceeds are normally wired on the next business day.

### Automatic Cash Withdrawal Plan

You may automatically redeem shares on a monthly basis if you have at least \$10,000 in your account and if your account is directly registered with the Transfer Agent. Call 1-877-665-1287 or visit <http://highlandfunds.com/literature/#forms> for more information about this plan.

### Involuntary Redemption

A Fund may redeem all shares in your account (other than an IRA) if their aggregate value falls below \$5,000 as a result of redemptions (but not as a result of a decline in NAV). You will be notified in writing if a Fund initiates such action and allowed 30 days to increase the value of your account to at least \$5,000.

### Redemption Proceeds

A redemption request received by a Fund will be effected at the NAV per share next determined after the Fund receives the request in good order. If you request redemption proceeds by check, the Fund will normally mail the check to you within seven days after receipt of your redemption request. If, however, you purchased your Fund shares by check or ACH transaction, and unless you have documentation satisfactory to the Fund that your transaction has cleared, the Fund may hold proceeds for shares purchased by check or ACH until the purchase amount has been deemed collected, which is eight business days from the date of purchase for checks and five business days from the date of purchase for ACH transactions. While the Fund will delay the processing of the payment until the check clears, your shares will be valued at the NAV per share next determined after receipt by the Transfer Agent or your Financial Advisor of your redemption request in good order.

The Funds may pay your redemption proceeds wholly or partially in portfolio securities. Payments would be made in portfolio securities, which may include illiquid securities, only if the Adviser or the Board believes that it would be in a Fund's best interests not to pay redemption proceeds in cash. If a Fund pays your redemption proceeds in portfolio securities, you will be exposed to market risk until you convert these portfolio securities into cash, and you will likely pay commissions upon any such conversion. If you receive illiquid securities, you could find it more difficult to sell such securities and may not be able to sell such securities at prices that reflect the Adviser's or your assessment of their fair value or the amount paid for them by the Funds. Illiquidity may result from the absence of an established market for such securities as well as legal, contractual or other restrictions on their resale and other factors. Unless you are a tax-exempt investor or investing through a tax-deferred retirement plan or other tax-advantaged arrangement, a redemption of shares, whether you receive the redemption proceeds in cash or securities, is generally a taxable event, and you may realize a gain or a loss for U.S. federal income tax purposes (see "Taxation" below).

### Exchange of Shares

Shareholders of a Fund may exchange their Fund shares on any business day for shares of the same share class of any series of Highland Funds II and Highland Funds I (except for the Highland/iBoxx Senior Loan ETF), and any other Participating Fund and such exchanges will be effected at the relative daily NAVs per share, plus any applicable

redemption/exchange fee with respect to the exchanged shares (see “Redemption of Shares”). If you do not currently have an account in the fund into which you wish to exchange your shares, you will need to exchange enough Fund shares to satisfy such fund’s current minimum investment account requirement. Call 1-877-665-1287 for the applicable prospectus, including applicable investment minimums, and read it carefully before investing.

## Shareowner Guide — How to Invest in Highland Funds II

---

Shareholders of the Funds may exchange their shares in a class of a Fund daily for shares of a different class of the same Fund, provided that such shareholder is eligible to purchase shares of the requested class (a “Same-Fund Exchange”).

If the shares of the Funds or any Participating Fund that you are exchanging (the “Exchanged Shares”) are subject to a CDSC, you will not be charged that CDSC upon the exchange. However, when you sell the shares acquired through the exchange (the “Acquired Shares”), the shares sold may be subject to a CDSC, depending upon when you originally purchased the Exchanged Shares. For purposes of determining the applicability of a CDSC, the length of time you own your shares will be computed from the date of your original purchase of the Exchanged Shares (and includes the period during which the Acquired Shares were held), and the applicable CDSC will be based on the CDSC schedule of the Exchanged Shares.

Your exchange privilege will be revoked if the exchange activity is considered excessive. In addition, the Participating Funds may reject any exchange request for any reason, including if they do not think that the exchange is in the best interests of the Participating Funds and/or their shareholders. The Participating Funds may also terminate your exchange privilege if the Adviser determines that your exchange activity is likely to adversely impact its ability to manage the Participating Funds or if the Participating Funds otherwise determine that your exchange activity is contrary to their short-term trading policies and procedures.

Unless you are a tax-exempt investor or investing through a tax-deferred retirement plan or other tax-advantaged arrangement, an exchange, other than a Same-Fund Exchange, is generally a taxable event, and you may realize a gain or a loss for U.S. federal income tax purposes. A Same-Fund Exchange is not expected to result in your realization of a gain or loss for U.S. federal income tax purposes. See “Taxation” below.

To exchange via the Internet, visit the Funds’ website at <http://www.highlandfunds.com>. To exchange by telephone, call 1-877-665-1287. Please have your account number and taxpayer identification number available when calling.

### **Cost Basis Reporting**

Upon the redemption or exchange of your shares in a Fund, the Fund or, if you purchase your shares through a Financial Advisor or other intermediary, your Financial Advisor or other intermediary, as applicable, generally will be required to provide you and the Internal Revenue Service (“IRS”) with cost basis and certain other related tax information about the Fund shares you redeemed or exchanged. This cost basis reporting requirement is effective for shares purchased, including through dividend reinvestment, on or after January 1, 2012. Please contact the Funds’ Transfer Agent at 1-877-665-1287 or consult your Financial Advisor or other intermediary, as appropriate, for more information regarding available methods for cost basis reporting and how to select a particular method. Please consult your tax advisor to determine which available cost basis method is best for you.

### **Distribution and Shareholder Service Fees**

Each Fund is authorized under a distribution plan (each a “Plan” and collectively the “Plans”) to use the assets attributable to such Fund’s Class A and Class C , as applicable, to finance certain activities relating to the distribution of shares to investors and maintenance of shareholder accounts. These activities include marketing and other activities to support the distribution of the Class A and Class C and the services provided to you by your Financial Advisor. The Plan operates in a manner consistent with Rule 12b-1 under the 1940 Act, which regulates the manner in which an open-end investment company may directly or indirectly bear the expenses of distributing its shares.

Under the Plans, distribution and service fees paid by each Fund to the Underwriter will be at the rates shown in the table below. The Underwriter may pay all or a portion of these fees to Financial Advisors whose clients own shares of the Funds. In addition, these fees may include reimbursements to HCMFA for certain distribution- and service-related expenses actually incurred by HCMFA on behalf of the Funds, pursuant to reimbursement guidelines approved by the Board, and to the extent consistent with the Plans and the 1940 Act. The Underwriter may also make payments from the distribution and service fees they receive from the Funds to NexBank Securities, Inc., a FINRA member broker-dealer that is an affiliate of the Adviser. HCMFA and its affiliates may benefit from such arrangements. Because the distribution and service fees are payable regardless of the Underwriter’s expenses, the Underwriter may realize a profit from the fees. The Plans authorize any other payments by the Funds to the Underwriter and its affiliates to the extent that such payments might be construed to be indirect financing of the distribution of shares of the Funds. Because these fees are paid out of a Fund’s assets on an ongoing basis, these fees will increase the cost of your investment in the Fund. By purchasing a class of shares subject to higher distribution fees and service fees, you may pay more over time than on a class of shares with other types of sales charge arrangements. Long-term shareholders may pay more than the economic equivalent of the maximum front-end sales charges permitted by the rules of FINRA.



The Plans will continue in effect from year to year so long as continuance is specifically approved at least annually by a vote of the Board, including a majority of the Trustees who are not “interested persons” (as defined in the 1940 Act) of

---

the Funds and who have no direct or indirect financial interest in the operation of the Plans or in any agreements related to the Plans (the “Independent Trustees”), cast in person at a meeting called for the purpose of voting on the Plans. The Plans may not be amended to increase the fees materially without approval by a vote of a majority of the outstanding voting securities of the relevant class of shares, and all material amendments of the Plans must be approved by the Trustees in the manner provided in the foregoing sentence. The Plans may be terminated with respect to a class at any time by a vote of a majority of the Independent Trustees or by a vote of a majority of the outstanding voting securities of the relevant class of shares.

In addition to payments under the Plans, a Fund may from time to time pay account-based service fees to intermediaries such as broker-dealers, financial advisers, or other financial institutions. These payments are sometimes referred to as “revenue sharing.” Many firms that sell shares of the Funds receive one or more types of these cash payments. The types of payments that the Underwriter provides to firms are described below. These categories are not mutually exclusive and the Underwriter may make additional types of revenue sharing payments in the future. The same firms may receive payments under more than one or all categories. These payments assist in the Underwriter’s efforts to promote the sale of the Funds’ shares. Not all firms receive additional compensation and the amount of compensation varies. These payments could be significant to a firm and are an important factor in a firm’s willingness to support the sale of the Funds through its distribution system. To the extent firms receiving such payments purchase shares of the Funds on behalf of their clients, HCMFA and/or the Underwriter benefit from increased management and other fees with respect to those assets. The services provided vary by financial intermediary and according to distribution channel and may include sub-accounting, sub-transfer agency, participant recordkeeping, shareholder or participant reporting, shareholder or participant transaction processing, shareholder or participant tax monitoring and reporting, maintenance of shareholder records, preparation of account statements and provision of customer service, and are not intended to include services that are primarily intended to result in the sale of Fund shares. These additional fees paid by a Fund to intermediaries may take three forms: (i) basis point payments on net assets; (ii) fixed dollar amount payments per shareholder account; and/or (iii) a combination of basis point payments on net assets and fixed dollar amount payments per shareholder account. These may include payments for 401(K) sub-accounting services, networking fees, and omnibus account servicing fees.

In addition, HCMFA and/or the Underwriter may, from time to time, at their own expense out of the revenues they receive from the Funds and/or their own financial resources, make cash payments to broker-dealers and other financial intermediaries (directly and not as an expense of a Fund) as an incentive to sell shares of the Funds and/or to promote retention of their customers’ assets in the Funds. The amounts of these payments could be significant, and may create an incentive for the financial intermediary or its employees or associated persons to recommend or sell Fund shares to you. Such cash payments may be calculated on sales of shares of the Funds (“Sales-Based Payments”) or on the average daily net assets of the Funds attributable to that particular broker-dealer or other financial intermediary (“Asset-Based Payments”). Each of HCMFA and/or the Underwriter may agree to make such cash payments to a broker-dealer or other financial intermediary in the form of either or both Sales-Based Payments and Asset-Based Payments.

HCMFA and/or the Underwriter may also make other cash payments to broker-dealers or other financial intermediaries in addition to or in lieu of Sales-Based Payments and Asset-Based Payments, in the form of payment for travel expenses, including lodging, incurred in connection with trips taken by qualifying registered representatives of those broker-dealers or other financial intermediaries and their families to places within or outside the United States; meeting fees; entertainment; transaction processing and transmission charges; advertising or other promotional expenses; allocable portions, based on shares of the Funds sold, of salaries and bonuses of registered representatives of an affiliated broker-dealer or other financial intermediary that is a Financial Advisor; or other expenses as determined in HCMFA’s or the Underwriter’s discretion, as applicable. In certain cases these other payments could be significant to the broker-dealers or other financial intermediaries. Any payments described above will not change the price paid by investors for the purchase of the shares of the Funds, the amount that the Funds will receive as proceeds from such sales, or the amounts payable under the Plans.

Each of HCMFA and/or the Underwriter determines the cash payments described above in its discretion in response to requests from broker-dealers or other financial intermediaries, based on factors it deems relevant. Broker-dealers or other financial intermediaries may not use sales of the Funds’ shares to qualify for any incentives to the extent that such incentives may be prohibited by law. Amounts paid by HCMFA and/or the Underwriter to any broker-dealer or other financial intermediary in connection with the distribution of any shares of the Funds will count towards the maximum

imposed by FINRA on underwriter compensation in connection with the public offering of securities. In addition, HCMFA may utilize its own resources to compensate the Underwriter for distribution or service activities on behalf of

## Shareowner Guide — How to Invest in Highland Funds II

---

the Funds. These payments are not reflected in the “Annual Fund Operating Expenses” table for the Funds.

### ***Distribution and Shareholder Service Fee Rates***

#### **All Funds**

	<b>Distribution Fee</b>	<b>Service Fee</b>
Class A	0.00%*	0.25%*
Class C	0.75%	0.25%
Class Y	None	None

\* Under the Funds’ Plan, a Fund may pay up to 0.25% for distribution fees and/or shareholder servicing fees.

These distribution and service fees may be voluntarily reduced on a temporary basis for certain share classes, and may be returned to their stated levels, at any time, without prior notice.

The provision of these additional payments, the varying fee structures and the basis on which a firm compensates its registered representatives or salespersons creates an incentive for a particular firm, registered representative, or salesperson to highlight, feature or recommend funds, including the Funds, or other investments based, at least in part, on the level of compensation paid. Additionally, if one mutual fund sponsor makes greater payments than another, a firm has an incentive to recommend one fund complex over another. Similarly, if a firm receives greater compensation for one share class versus another, that firm has an incentive to recommend the share class with the greater compensation. Shareholders should consider whether such incentives exist when evaluating any recommendations from a firm to purchase or sell shares of the Funds and when considering which share class is most appropriate. Shareholders should ask their salesperson or visit their firm’s website for more information about the additional payments they receive and any potential conflicts of interest, as well as for information regarding any fees and/or commissions the firm charges. Firms may categorize and disclose these arrangements differently than the Underwriter and its affiliates.

As of September 30, 2019, the following member firms of the Financial Industry Regulatory Authority (“FINRA”) have arrangements in effect with the Underwriter or the Adviser pursuant to which the firm is entitled to a revenue sharing payment:

- Morgan Stanley Smith Barney LLC
- Ameriprise Financial Services, Inc.
- LPL Financial LLC

### **Contingent Deferred Sales Charges**

As described above, certain investments in Class A and Class C Shares are subject to a CDSC. You will pay the CDSC only on shares you redeem within the prescribed amount of time after purchase. The CDSC is applied to the NAV at the time of purchase or redemption, whichever is lower. For purposes of calculating the CDSC, the start of the holding period is the date on which the purchase is made. Shares you purchase with reinvested dividends or capital gains are not subject to a CDSC. When shares are redeemed, the Funds will automatically redeem those shares (if any) not subject to a CDSC and then those you have held the longest. In certain circumstances, CDSCs may be waived, as described in the SAI.

### **Availability of Information**

Information regarding sales charges of the Funds and the applicability and availability of discounts from sales charges is available free of charge through the Funds’ website at <http://highlandfunds.com>, which provides links to the Prospectus and SAI containing the relevant information.

## Net Asset Value (NAV)

---

The NAV per share of each class of shares of each Fund is calculated as of 4:00 p.m., Eastern Time, on each day that the NYSE is open for business, except on days on which regular trading on the NYSE is scheduled to close before 4:00 p.m., when each Fund calculates NAV as of the scheduled close of regular trading. The NYSE is open Monday through Friday, but currently is scheduled to be closed on New Year's Day, Dr. Martin Luther King, Jr. Day, Presidents' Day, Good Friday, Memorial Day, Independence Day, Labor Day, Thanksgiving Day and Christmas Day or on the preceding Friday or subsequent Monday when a holiday falls on a Saturday or Sunday, respectively.

The NAV per share of each class of shares of a Fund is computed by dividing the value of the Fund's net assets (*i.e.*, the value of its securities and other assets less its liabilities, including expenses payable or accrued but excluding capital stock and surplus) attributable to the class of shares by the total number of shares of the class outstanding at the time the determination is made. The price of a particular class of a Fund's shares for the purpose of purchase and redemption orders will be based upon the calculation of NAV per share of the Fund next made after the purchase or redemption order is received in good order. The value of a Fund's portfolio assets may change on days the Fund is closed and on which you are not able to purchase or sell your shares.

Each Fund's portfolio securities are valued in accordance with the Fund's valuation policies approved by the Board. The value of the Funds' investments is generally determined as follows:

- Portfolio securities for which market quotations are readily available are valued at their current market value.
- Foreign securities listed on foreign exchanges are valued based on quotations from the primary market in which they are traded and are translated from the local currency into U.S. dollars using current exchange rates. Foreign securities may trade on weekends or other days when a Fund does not calculate NAV. As a result, the market value of these investments may change on days when you cannot buy or redeem shares of a Fund.
- Investments by a Fund in any other mutual fund are valued at their respective NAVs as determined by those mutual funds each business day. The prospectuses for those mutual funds explain the circumstances under which those funds will use fair value pricing and the effects of using fair value pricing.
- All other portfolio securities, including derivatives and cases where market quotations are not readily available, or when the market price is determined to be unreliable, are valued at fair value as determined in good faith pursuant to procedures established by the Board subject to approval or ratification by the Board at its next regularly scheduled quarterly meeting. Pursuant to the Funds' pricing procedures, securities for which market quotations are not readily available or for which the market price is determined to be unreliable, may include, but are not limited to, securities that are subject to legal or contractual restrictions on resale, securities for which no or limited trading activity has occurred for a period of time, or securities that are otherwise deemed to be illiquid (*i.e.*, securities that cannot be disposed of within seven days at approximately the price at which the security is currently priced by the Fund which holds the security). Market quotations may also be not "readily available" if a significant event occurs after the close of the principal exchange on which a portfolio security trades (but before the time for calculation of a Fund's NAV) if that event affects or is likely to affect (more than minimally) the NAV per share of a Fund. In determining the fair value price of a security, HCMFA may use a number of other methodologies, including those based on discounted cash flows, multiples, recovery rates, yield to maturity or discounts to public comparables.
- Fair value pricing involves judgments that are inherently subjective and inexact; as a result, there can be no assurance that fair value pricing will reflect actual market value, and it is possible that the fair value determined for a security will be materially different from the value that actually could be or is realized upon the sale of that asset.

## Dividends and Other Distributions

---

The Funds declare and pay dividends of their ordinary income and any net realized capital gains according to the schedule below. Unless you instruct a Fund to pay dividends of net investment income and dividends of net realized capital gains to you in a check mailed to you, they will automatically be reinvested in your account. There are no fees or charges to reinvest dividends or other distributions. Dividends are generally taxable to you in the manner described below even if they are reinvested in additional shares of the Funds.

The Funds are generally subject to a 4% excise tax on net investment income and net realized capital gains that are not distributed on a calendar-year basis. To avoid this tax or Fund-level U.S. federal income taxes, the Funds may pay dividends of net investment income and net realized capital



## Dividends and Other Distributions

---

gains more frequently than shown in the schedule below. See “Taxation” below.

<b>Fund</b>	<b>Distribution Schedule</b>
Highland Socially Responsible Equity Fund Highland Small-Cap Equity Fund Highland Total Return Fund	<ul style="list-style-type: none"><li>• Dividends of investment income are typically declared and paid annually.</li><li>• Short-term and long-term capital gains, if any, are typically declared and paid annually.</li></ul>
Highland Fixed Income Fund	<ul style="list-style-type: none"><li>• Dividends of investment income are declared daily and paid monthly.</li><li>• Short-term and long-term capital gains, if any, are typically declared and paid annually.</li></ul>

## Taxation

---

The following discussion is a summary of some of the important U.S. federal income tax considerations generally applicable to an investment in a Fund. Your investment may have other tax implications. The discussion reflects provisions of the Code, existing Treasury regulations, rulings published by the IRS, and other applicable authorities, as of the date of this Prospectus. These authorities may be changed, possibly with retroactive effect, or subject to new legislative, administrative or judicial interpretations. No attempt is made to present a detailed explanation of all U.S. federal, state, local and foreign tax law concerns affecting the Funds and their shareholders, or to address all aspects of taxation that may apply to individual shareholders or to specific types of shareholders, such as foreign persons, that may qualify for special treatment under U.S. federal income tax laws. The discussion set forth herein does not constitute tax advice. Please consult your tax advisor about foreign, federal, state, local or other tax laws applicable to you in light of your particular circumstances. For more information, including for a summary of certain tax consequences to foreign investors of investing in a Fund, please see “Income Tax Considerations” in the SAI.

### All Funds

#### Taxation of the Funds

Each Fund has elected to be treated and intends to qualify annually for treatment as a RIC under Subchapter M of the Code, including by complying with the applicable qualifying income and diversification requirements. If a Fund so qualifies and satisfies certain distribution requirements, the Fund generally will not be subject to U.S. federal income tax on income and gains that the Fund distributes to its shareholders in a timely manner in the form of dividends, including capital gain dividends (as defined below). As described in “Dividends and Other Distributions” above, each Fund intends to distribute at least annually all or substantially all of its net investment income and net realized capital gains. A Fund will be subject to a Fund-level income tax at regular corporate income tax rates on any taxable income or gains that it does not distribute to its shareholders.

Amounts not distributed on a timely basis in accordance with a calendar year distribution requirement will be subject to a nondeductible 4% U.S. federal excise tax at the Fund level. To avoid the tax, a Fund must distribute during each calendar year an amount at least equal to the sum of (i) 98% of its ordinary income (not taking into account any capital gains or losses) for the calendar year, (ii) 98.2% of its capital gains in excess of its capital losses (adjusted for certain ordinary losses) for a one-year period ending on October 31 of the calendar year, and (iii) any undistributed amounts described in (i) and (ii) above from the prior year on which the Fund paid no U.S. federal income tax. While each Fund intends to distribute any income and capital gain in the manner necessary to minimize imposition of the 4% U.S. federal excise tax, there can be no assurance that sufficient amounts of a Fund’s taxable income and capital gain will be distributed to avoid entirely the imposition of the tax. In that event, a Fund will be liable for the excise tax only on the amount by which it does not meet the foregoing distribution requirement.

Additionally, if for any taxable year a Fund were not to qualify as a RIC, and were ineligible to or otherwise did not cure such failure, all of its taxable income and gain would be subject to a Fund-level tax at regular corporate income tax rates without any deduction for distributions to shareholders. This treatment would reduce the Fund’s net income available for investment or distribution to its shareholders. In addition, all distributions from earnings and profits, including any net long-term capital gains would be taxable to shareholders as ordinary income. Some portions of such distributions might be eligible for the dividends-received deduction in the case of corporate shareholders or to be treated as “qualified dividend income” in the case of individual shareholders. The Fund also could be required to recognize unrealized gains, pay substantial taxes and interest and make substantial distributions before requalifying as a RIC that is accorded special tax treatment.

The tax rules applicable to certain derivative instruments, as well as certain exchange-traded notes (“ETNs”), in which a Fund may invest are uncertain under current law, including the provisions applicable to RICs under Subchapter M of the

Code. For instance, the timing and character of income or gains arising from ETNs can be uncertain, including for purposes of the RIC qualification requirements under Subchapter M. Accordingly, while each Fund intends to



---

account for such transactions in a manner it deems to be appropriate, an adverse determination or future guidance by the IRS with respect to one or more of these rules (which determination or guidance could be retroactive) may adversely affect a Fund's ability to meet one or more of the relevant requirements to maintain its qualification as a RIC, as well as to avoid Fund-level taxes.

Certain of a Fund's investment practices, including entering into futures, options and other derivative transactions, short sales, and its hedging activities, generally, as well as a Fund's investments in certain types of securities, including certain preferred stock, debt obligations issued or purchased at a discount, foreign debt securities, and securities of REITs may be subject to special and complex U.S. federal income tax provisions that may, among other things: (i) disallow, suspend or otherwise limit the allowance of certain losses or deductions; (ii) convert lower taxed long-term capital gain or "qualified dividend income" into higher taxed short-term capital gain or ordinary income; (iii) accelerate the recognition of income; (iv) convert short-term losses into long-term losses; (v) cause the Fund to recognize income or gain without a corresponding receipt of cash; (vi) adversely affect the time as to when a purchase or sale of stock or other securities is deemed to occur; (vii) cause adjustments in the holding periods of the Fund's securities; or (viii) otherwise adversely alter the characterization of certain complex financial transactions. These U.S. federal income tax provisions could therefore affect the amount, timing and/or character of distributions to Fund shareholders. Each Fund intends to monitor its transactions, may make certain tax elections, and may be required to, among other things, dispose of securities (including at a time when it is not advantageous to do so) to mitigate the effect of these provisions, prevent the Fund's disqualification as a RIC, or avoid incurring Fund-level U.S. federal income and/or excise tax. Each Fund intends to monitor its transactions, may make certain tax elections, and may be required to, among other things, dispose of securities (including at a time when it is not advantageous to do so) to mitigate the effect of these provisions, prevent the Fund's disqualification as a RIC, or avoid incurring Fund-level U.S. federal income and/or excise tax. A Fund's investments in certain derivative instruments and certain commodity-related investments, including ETFs and ETNs providing exposure to a single commodity or a commodities index, are or may be limited by its intention to qualify as a RIC, and, in certain cases, may adversely affect the Fund's ability to qualify as a RIC in a particular year.

Interest and other income, as well as gain or proceeds received by a Fund from investments in foreign securities may be subject to withholding and other taxes imposed by foreign countries on dividends, interest, capital gains or other income or proceeds. Tax treaties between the U.S. and other countries may reduce or eliminate such taxes. Foreign withholding and other taxes paid by a Fund will reduce the return from the Fund's investments to the extent that the Fund is unable to claim foreign tax credits in respect of such taxes. Under some circumstances, a Fund may be eligible to make a special election that generally will require you to include in income your share of any foreign income taxes paid by the Fund or by certain underlying investment companies in which the Fund invests. You may be able either to deduct this amount from your income or claim it as a foreign tax credit. There is no assurance that a Fund will make this special election for a taxable year even if it is eligible to do so.

Some of the Funds may have high portfolio turnover during a year. High portfolio turnover can cause a Fund to realize greater amounts of short-term capital gains or other income than in the absence of such turnover and these amounts will generally be taxable to shareholders as ordinary income when distributed to them. As noted above, a Fund is generally required to distribute such additional income to its shareholders in respect of each taxable year.

### **Federal Income Taxation of Shareholders of the Funds**

*Taxation of Distributions.* Distributions paid to you by a Fund from net capital gain realized by the Fund (that is, the excess of any net long-term capital gain over net short-term capital loss, in each case determined with reference to any loss carryforwards) that the Fund properly reports as capital gain dividends ("capital gain dividends") generally are treated as long-term capital gain includible in net capital gain and taxable to individuals at reduced rates, regardless of how long you have held your shares. Distributions of investment income reported by a Fund as derived from "qualified dividend income" will be taxed in the hands of individuals at the rates applicable to net capital gains, provided holding periods and other requirements are met at both the shareholder and Fund level. All other dividends paid to you by a Fund (including dividends from short-term capital gain (that is, the excess of any net short-term capital gain over any net long-term capital loss)) from its current or accumulated earnings and profits, other than exempt-interest dividends (described below), generally are taxable to you as ordinary income. Corporations are taxed at the same rate on ordinary income as on capital gains. The Fixed Income Fund generally does not expect a significant portion of its distributions to qualify as qualified dividend income.

*Medicare Tax.* A 3.8% Medicare contribution tax is imposed on the net investment income of certain individuals, trusts and estates to the extent their income exceeds certain threshold amounts. Net investment income generally includes for this purpose dividends paid by a Fund, including any capital gain dividends but excluding any exempt-interest dividends, and net gains recognized on the taxable sale,

## Taxation

---

redemption or exchange of shares of a Fund. Shareholders are advised to consult their tax advisors regarding the possible implications of this additional tax on their investment in a Fund.

If, for any taxable year, a Fund's total distributions exceed both its current earnings and profits and accumulated earnings and profits, the excess will generally be treated as a tax-free return of capital up to the amount of your tax basis in the shares. The amount treated as a tax-free return of capital will reduce your tax basis in the shares, thereby increasing your potential gain or reducing your potential loss on a subsequent sale of the shares. Any amounts distributed to you in excess of your tax basis in the shares will be taxable to you as capital gain (assuming the shares are held as a capital asset).

Dividends and other taxable distributions are taxable to you as described herein, whether received in cash or reinvested in additional shares of a Fund. Dividends and other distributions paid by a Fund generally are treated as received by you at the time the dividend or distribution is made. If, however, a Fund pays you a dividend in January that was declared in the previous October, November or December and you were a shareholder of record on a specified record date in one of those months, then such dividend will be treated for tax purposes as having been paid by the Fund and received by you on December 31 of the year in which the dividend was declared.

The price of shares purchased at any time may reflect the amount of a forthcoming dividend or other distribution. If you purchase shares just prior to a distribution (other than a distribution of exempt-interest dividends or of net investment income that a Fund declares daily (see "Dividends and Other Distributions" above), you will receive a distribution that will be taxable to you even though it represents in part a return of your invested capital.

Each Fund (or, if Fund shares are purchased through a Financial Advisor, the Financial Advisor) will send you information after the end of each calendar year setting forth the amount and tax status of any dividends or other distributions paid to you by the Fund. Dividends and other distributions may also be subject to state, local and other taxes.

*Taxation of Sales, Exchanges and Redemptions.* If you sell, exchange or otherwise dispose of any of your shares of a Fund (including (i) exchanging them for shares of another eligible fund (but not for shares of another class of the same Fund in a Same-Fund Exchange) as described in "Exchange of Shares" above or (ii) through a redemption) you will generally recognize a gain or loss in an amount equal to the difference between your tax basis in such shares of the Fund and the amount you receive upon disposition of such shares. If you hold your shares as capital assets, any such gain or loss will be long-term capital gain or loss if you have held (or are treated as having held) such shares for more than one year at the time of sale. All or a portion of any loss you realize on a taxable sale or exchange of your shares of a Fund will be disallowed if you acquire other shares of the same Fund (whether through the automatic reinvestment of dividends or otherwise) within a 61-day period beginning 30 days before and ending 30 days after your sale or exchange of the shares. In such case, the basis of the shares acquired will be adjusted to reflect the disallowed loss.

In addition, any loss realized upon a taxable sale or exchange of Fund shares held (or deemed held) by you for six months or less will be treated as long-term, rather than short-term, to the extent of any capital gain dividends received (or deemed received) by you with respect to those shares.

*Backup Withholding and Information Reporting.* A Fund (or, if Fund shares are purchased through a Financial Advisor, the Financial Advisor) may be required to withhold, for U.S. federal backup withholding tax purposes, a portion of the dividends, distributions and redemption proceeds payable to you if: (i) you fail to provide the Fund (or Financial Advisor) with your correct taxpayer identification number (in the case of an individual, generally, such individual's social security number) or to make the required certification; or (ii) the Fund (or Financial Advisor) has been notified by the IRS that you are subject to backup withholding. Certain shareholders are exempt from backup withholding. Backup withholding is not an additional tax and any amount withheld may be refunded or credited against your U.S. federal income tax liability, if any, provided that you furnish the required information to the IRS.

THE FOREGOING IS A GENERAL AND ABBREVIATED SUMMARY OF THE PROVISIONS OF THE CODE AND THE TREASURY REGULATIONS IN EFFECT AS THEY DIRECTLY GOVERN THE TAXATION OF THE FUND AND ITS SHAREHOLDERS. THESE PROVISIONS ARE SUBJECT TO CHANGE BY LEGISLATIVE OR ADMINISTRATIVE ACTION, AND ANY SUCH CHANGE MAY BE RETROACTIVE. A MORE COMPLETE DISCUSSION OF THE TAX RULES APPLICABLE TO THE FUND CAN BE FOUND IN THE STATEMENT OF ADDITIONAL INFORMATION, WHICH IS INCORPORATED BY REFERENCE INTO THIS PROSPECTUS. SHAREHOLDERS ARE URGED TO CONSULT THEIR TAX ADVISERS REGARDING SPECIFIC QUESTIONS AS TO U.S. FEDERAL, STATE, LOCAL AND FOREIGN INCOME OR OTHER TAXES.

## **Financial Highlights**

---

The financial highlights tables that follow are intended to help you understand a Fund's financial performance for the last five (or since inception) fiscal years or periods ended September 30.

Certain information may reflect financial results for a single Fund share. The total returns in the table represent the rate that an investor would have earned or lost on an investment in the Fund (assuming reinvestment of all dividends and distributions). This information for the years ended September 30, 2019 and September 30, 2018 has been audited by PricewaterhouseCoopers LLP ("PwC") whose reports, along with each Fund's financial statements, are included in the Fund's Annual Reports, which are available upon request. This information for the years ended September 30, 2017, 2016, and 2015 has been audited and reported on by another independent registered public accounting firm.

## Financial Highlights

### Highland Socially Responsible Equity Fund, Class A

Selected data for a share outstanding throughout each period is as follows:

	For the Years Ended September 30,				
	2019	2018	2017	2016	2015
<b>Net Asset Value, Beginning of Year</b>	\$ 28.61	\$ 31.18	\$ 34.45	\$ 32.32	\$ 34.99
<b>Income from Investment Operations:</b>					
Net investment income (loss) <sup>(a)</sup>	0.10	(0.03)	(0.03)	0.02	0.04
Net realized and unrealized gain (loss)	(4.20)	4.16	4.15	4.73	(0.25)
Total from Investment Operations	(4.10)	4.13	4.12	4.75	(0.21)
<b>Less Distributions Declared to shareholders:</b>					
From net realized gains	(9.49)	(6.70)	(7.39)	(2.62)	(2.46)
Total distributions declared to shareholders	(9.49)	(6.70)	(7.39)	(2.62)	(2.46)
<b>Net Asset Value, End of Year<sup>(b)</sup></b>	\$ 15.02	\$ 28.61	\$ 31.18	\$ 34.45	\$ 32.32
Total Return <sup>(b)(c)</sup>	(11.83)%	15.14%	15.46%	14.84%	(1.10)%
<b>Ratios to Average Net Assets:<sup>(d)</sup></b>					
Net Assets, End of Year (000's)	\$66,433	\$102,528	\$107,865	\$117,817	\$169,434
Gross operating expenses <sup>(e)</sup>	1.51%	1.19%	1.27%	1.28%	1.13%
Net investment income/(expense)	0.57%	(0.12)%	(0.10)%	0.07%	0.13%
Portfolio turnover rate	807%	258%	83%	77%	18%

<sup>(a)</sup> Net investment income (loss) per share was calculated using average shares outstanding during the period.

<sup>(b)</sup> The Net Asset Value per share and total return have been calculated based on net assets which include adjustments made in accordance with U.S. Generally Accepted Accounting Principles required at period end for financial reporting purposes. These figures do not necessarily reflect the Net Asset Value per share or total return experienced by the shareholder at period end.

<sup>(c)</sup> Total return is at net asset value assuming all distributions are reinvested and no initial sales charge or CDSC. For periods with waivers/reimbursements, had the Fund's investment adviser not waived or reimbursed a portion of expenses, total return would have been lower.

<sup>(d)</sup> All ratios for the period have been annualized, unless otherwise indicated.

<sup>(e)</sup> Supplemental expense ratios are shown below:

#### Supplemental Expense Ratios:

	For the Years Ended September 30,				
	2019	2018	2017	2016	2015
Net operating expenses (net of waiver/reimbursement, if applicable, but gross of all other operating expenses)	1.45%	1.19%	1.27%	1.28%	1.13%
Interest expense and commitment fees	—	—	0.04%	0.04%	0.01%
Dividends and fees on securities sold short	—	—	—	0.03%	—

## Financial Highlights

### Highland Socially Responsible Equity Fund, Class C

Selected data for a share outstanding throughout each period is as follows:

	For the Years Ended September 30,				
	2019	2018	2017	2016	2015
<b>Net Asset Value, Beginning of Year</b>	\$ 19.46	\$ 23.37	\$ 27.85	\$ 26.76	\$ 29.57
<b>Income from Investment Operations:</b>					
Net investment loss <sup>(a)</sup>	(0.01)	(0.17)	(0.19)	(0.18)	(0.18)
Net realized and unrealized gain (loss)	(3.08)	2.96	3.10	3.89	(0.17)
Total from Investment Operations	(3.09)	2.79	2.91	3.71	(0.35)
<b>Less Distributions Declared to shareholders:</b>					
From net realized gains	(9.49)	(6.70)	(7.39)	(2.62)	(2.46)
Total distributions declared to shareholders	(9.49)	(6.70)	(7.39)	(2.62)	(2.46)
<b>Net Asset Value, End of Year<sup>(b)</sup></b>	\$ 6.88	\$ 19.46	\$ 23.37	\$ 27.85	\$ 26.76
Total Return <sup>(b)(c)</sup>	(12.44)%	14.28%	14.58%	13.98%	(1.82)%
<b>Ratios to Average Net Assets:<sup>(d)</sup></b>					
Net Assets, End of Year (000's)	\$ 5,615	\$10,453	\$13,365	\$21,466	\$19,096
Gross operating expenses <sup>(e)</sup>	2.24%	1.95%	2.02%	2.03%	1.88%
Net investment income/(expense)	(0.16)%	(0.85)%	(0.84)%	(0.69)%	(0.63)%
Portfolio turnover rate	807%	258%	83%	77%	18%

<sup>(a)</sup> Net investment income (loss) per share was calculated using average shares outstanding during the period.

<sup>(b)</sup> The Net Asset Value per share and total return have been calculated based on net assets which include adjustments made in accordance with U.S. Generally Accepted Accounting Principles required at period end for financial reporting purposes. These figures do not necessarily reflect the Net Asset Value per share or total return experienced by the shareholder at period end.

<sup>(c)</sup> Total return is at net asset value assuming all distributions are reinvested and no initial sales charge or CDSC. For periods with waivers/reimbursements, had the Fund's investment adviser not waived or reimbursed a portion of expenses, total return would have been lower.

<sup>(d)</sup> All ratios for the period have been annualized, unless otherwise indicated.

<sup>(e)</sup> Supplemental expense ratios are shown below:

#### Supplemental Expense Ratios:

	For the Years Ended September 30,				
	2019	2018	2017	2016	2015
Net operating expenses (net of waiver/reimbursement, if applicable, but gross of all other operating expenses)	2.18%	1.95%	2.02%	2.03%	1.88%
Interest expense and commitment fees	—	—	0.04%	0.05%	0.01%
Dividends and fees on securities sold short	—	—	—	0.04%	—

## Financial Highlights

### Highland Socially Responsible Equity Fund, Class Y

Selected data for a share outstanding throughout each period is as follows:

	For the Years Ended September 30,				
	2019	2018	2017	2016	2015
<b>Net Asset Value, Beginning of Year</b>	\$ 30.38	\$ 32.66	\$ 35.65	\$ 33.29	\$ 35.89
<b>Income from Investment Operations:</b>					
Net investment income <sup>(a)</sup>	0.17	0.04	0.04	0.10	0.14
Net realized and unrealized gain (loss)	(4.41)	4.38	4.36	4.88	(0.28)
Total from Investment Operations	(4.24)	4.42	4.40	4.98	(0.14)
<b>Less Distributions Declared to shareholders:</b>					
From net realized gains	(9.49)	(6.70)	(7.39)	(2.62)	(2.46)
Total distributions declared to shareholders	(9.49)	(6.70)	(7.39)	(2.62)	(2.46)
<b>Net Asset Value, End of Year<sup>(b)</sup></b>	\$ 16.65	\$ 30.38	\$ 32.66	\$ 35.65	\$ 33.29
Total Return <sup>(b)(c)</sup>	(11.54)%	15.38%	15.78%	15.12%	(0.87)%
<b>Ratios to Average Net Assets:<sup>(d)</sup></b>					
Net Assets, End of Year (000's)	\$10,888	\$35,088	\$34,893	\$35,939	\$35,521
Gross operating expenses <sup>(e)</sup>	1.20%	0.94%	1.02%	1.03%	0.88%
Net investment income/(expense)	0.91%	0.13%	0.14%	0.29%	0.38%
Portfolio turnover rate	807%	258%	83%	77%	18%

<sup>(a)</sup> Net investment income (loss) per share was calculated using average shares outstanding during the period.

<sup>(b)</sup> The Net Asset Value per share and total return have been calculated based on net assets which include adjustments made in accordance with U.S. Generally Accepted Accounting Principles required at period end for financial reporting purposes. These figures do not necessarily reflect the Net Asset Value per share or total return experienced by the shareholder at period end.

<sup>(c)</sup> Total return is at net asset value assuming all distributions are reinvested and no initial sales charge or CDSC. For periods with waivers/reimbursements, had the Fund's investment adviser not waived or reimbursed a portion of expenses, total return would have been lower.

<sup>(d)</sup> All ratios for the period have been annualized, unless otherwise indicated.

<sup>(e)</sup> Supplemental expense ratios are shown below:

#### Supplemental Expense Ratios:

	For the Years Ended September 30,				
	2019	2018	2017	2016	2015
Net operating expenses (net of waiver/reimbursement, if applicable, but gross of all other operating expenses)	1.13%	0.94%	1.02%	1.03%	0.88%
Interest expense and commitment fees	—	—	0.04%	0.05%	0.01%
Dividends and fees on securities sold short	—	—	—	0.03%	—

## Financial Highlights

### Highland Small-Cap Equity Fund, Class A

Selected data for a share outstanding throughout each period is as follows:

	For the Years Ended September 30,				
	2019	2018	2017	2016	2015
<b>Net Asset Value, Beginning of Year</b>	\$ 14.02	\$ 15.23	\$ 13.99	\$ 12.96	\$ 14.90
<b>Income from Investment Operations:</b>					
Net investment income (loss) <sup>(a)</sup>	(0.02)	(0.05)	0.08	0.11	0.01
Net realized and unrealized gain (loss)	(0.16)	1.21	1.86	2.80	(0.27)
Total from Investment Operations	(0.18)	1.16	1.94	2.91	(0.26)
<b>Less Distributions Declared to shareholders:</b>					
From net investment income	—	(0.03)	(0.09)	—	—
From net realized gains	(1.79)	(2.34)	(0.61)	(1.88)	(1.68)
Total distributions declared to shareholders	(1.79)	(2.37)	(0.70)	(1.88)	(1.68)
<b>Net Asset Value, End of Year<sup>(b)</sup></b>	\$ 12.05	\$ 14.02	\$ 15.23	\$ 13.99	\$ 12.96
Total Return <sup>(b)(c)</sup>	1.17%	9.50%	14.53%	25.87%	(2.47)%
<b>Ratios to Average Net Assets:<sup>(d)</sup></b>					
Net Assets, End of Year (000's)	\$29,719	\$36,072	\$43,663	\$35,935	\$29,765
Gross operating expenses <sup>(e)</sup>	3.53%	2.94%	2.00%	2.02%	1.67%
Net investment income/(expense)	(0.17)%	(0.36)%	0.55%	0.90%	0.04%
Portfolio turnover rate	12%	38%	84%	107%	70%

(a) Net investment income (loss) per share was calculated using average shares outstanding during the period.

(b) The Net Asset Value per share and total return have been calculated based on net assets which include adjustments made in accordance with U.S. Generally Accepted Accounting Principles required at period end for financial reporting purposes. These figures do not necessarily reflect the Net Asset Value per share or total return experienced by the shareholder at period end.

(c) Total return is at net asset value assuming all distributions are reinvested and no initial sales charge or CDSC. For periods with waivers/reimbursements, had the Fund's investment adviser not waived or reimbursed a portion of expenses, total return would have been lower.

(d) All ratios for the period have been annualized, unless otherwise indicated.

(e) Supplemental expense ratios are shown below:

### Supplemental Expense Ratios:

	For the Years Ended September 30,				
	2019	2018	2017	2016	2015
Net operating expenses (net of waiver/reimbursement, if applicable, but gross of all other operating expenses)	2.69%	2.34%	1.60%	1.40%	1.21%
Interest expense and commitment fees	1.26%	0.67%	0.18%	0.18%	0.01%
Dividends and fees on securities sold short	0.06%	0.26%	0.07%	—	—



## Financial Highlights

### Highland Small-Cap Equity Fund, Class C

Selected data for a share outstanding throughout each period is as follows:

	For the Years Ended September 30,				
	2019	2018	2017	2016	2015
<b>Net Asset Value, Beginning of Year</b>	\$ 9.35	\$11.01	\$10.32	\$10.11	\$12.06
<b>Income from Investment Operations:</b>					
Net investment loss <sup>(a)</sup>	(0.07)	(0.11)	(0.02)	—	(0.08)
Net realized and unrealized gain (loss)	<u>(0.22)</u>	<u>0.79</u>	<u>1.35</u>	<u>2.09</u>	<u>(0.19)</u>
Total from Investment Operations	(0.29)	0.68	1.33	2.09	(0.27)
<b>Less Distributions Declared to shareholders:</b>					
From net investment income	—	—	(0.03)	—	—
From net realized gains	<u>(1.79)</u>	<u>(2.34)</u>	<u>(0.61)</u>	<u>(1.88)</u>	<u>(1.68)</u>
Total distributions declared to shareholders	(1.79)	(2.34)	(0.64)	(1.88)	(1.68)
<b>Net Asset Value, End of Year<sup>(b)</sup></b>	\$ 7.27	\$ 9.35	\$11.01	\$10.32	\$10.11
Total Return <sup>(b)(c)</sup>	0.44%	8.64%	13.73%	24.90%	(3.21)%
<b>Ratios to Average Net Assets:<sup>(d)</sup></b>					
Net Assets, End of Year (000's)	\$3,233	\$4,323	\$5,131	\$3,185	\$2,872
Gross operating expenses <sup>(e)</sup>	4.25%	3.69%	2.76%	2.77%	2.42%
Net investment income/(expense)	(0.93)%	(1.12)%	(0.23)%	0.15%	(0.72)%
Portfolio turnover rate	12%	38%	84%	107%	70%

(a) Net investment income (loss) per share was calculated using average shares outstanding during the period.

(b) The Net Asset Value per share and total return have been calculated based on net assets which include adjustments made in accordance with U.S. Generally Accepted Accounting Principles required at period end for financial reporting purposes. These figures do not necessarily reflect the Net Asset Value per share or total return experienced by the shareholder at period end.

(c) Total return is at net asset value assuming all distributions are reinvested and no initial sales charge or CDSC. For periods with waivers/reimbursements, had the Fund's investment adviser not waived or reimbursed a portion of expenses, total return would have been lower.

(d) All ratios for the period have been annualized, unless otherwise indicated.

(e) Supplemental expense ratios are shown below:

### Supplemental Expense Ratios:

	For the Years Ended September 30,				
	2019	2018	2017	2016	2015
Net operating expenses (net of waiver/reimbursement, if applicable, but gross of all other operating expenses)	3.44%	3.09%	2.36%	2.15%	1.96%
Interest expense and commitment fees	1.26%	0.67%	0.19%	0.18%	0.01%
Dividends and fees on securities sold short	0.06%	0.26%	0.07%	—	—

## Financial Highlights

### Highland Small-Cap Equity Fund, Class Y

Selected data for a share outstanding throughout each period is as follows:

	For the Years Ended September 30,				
	2019	2018	2017	2016	2015
<b>Net Asset Value, Beginning of Year</b>	\$ 15.48	\$ 16.59	\$ 15.16	\$13.86	\$15.79
<b>Income from Investment Operations:</b>					
Net investment income (loss) <sup>(a)</sup>	0.02	(0.02)	0.12	0.18	0.04
Net realized and unrealized gain (loss)	(0.15)	1.31	2.04	3.00	(0.29)
Total from Investment Operations	(0.13)	1.29	2.16	3.18	(0.25)
<b>Less Distributions Declared to shareholders:</b>					
From net investment income	—	(0.06)	(0.12)	—	—
From net realized gains	(1.79)	(2.34)	(0.61)	(1.88)	(1.68)
Total distributions declared to shareholders	(1.79)	(2.40)	(0.73)	(1.88)	(1.68)
<b>Net Asset Value, End of Year<sup>(b)</sup></b>	\$ 13.56	\$ 15.48	\$ 16.59	\$15.16	\$13.86
Total Return <sup>(b)(c)</sup>	1.40%	9.55%	14.89%	26.17%	(2.25)%
<b>Ratios to Average Net Assets:<sup>(d)</sup></b>					
Net Assets, End of Year (000's)	\$11,618	\$10,606	\$27,350	\$8,221	\$3,579
Gross operating expenses <sup>(e)</sup>	3.29%	2.71%	1.78%	1.77%	1.42%
Net investment income/(expense)	0.13%	(0.15)%	0.72%	1.28%	0.28%
Portfolio turnover rate	12%	38%	84%	107%	70%

<sup>(a)</sup> Net investment income (loss) per share was calculated using average shares outstanding during the period.

<sup>(b)</sup> The Net Asset Value per share and total return have been calculated based on net assets which include adjustments made in accordance with U.S. Generally Accepted Accounting Principles required at period end for financial reporting purposes. These figures do not necessarily reflect the Net Asset Value per share or total return experienced by the shareholder at period end.

<sup>(c)</sup> Total return is at net asset value assuming all distributions are reinvested and no initial sales charge or CDSC. For periods with waivers/reimbursements, had the Fund's investment adviser not waived or reimbursed a portion of expenses, total return would have been lower.

<sup>(d)</sup> All ratios for the period have been annualized, unless otherwise indicated.

<sup>(e)</sup> Supplemental expense ratios are shown below:

### Supplemental Expense Ratios:

	For the Years Ended September 30,				
	2019	2018	2017	2016	2015
Net operating expenses (net of waiver/reimbursement, if applicable, but gross of all other operating expenses)	2.44%	2.10%	1.39%	1.15%	0.96%
Interest expense and commitment fees	1.26%	0.68%	0.21%	0.18%	0.01%
Dividends and fees on securities sold short	0.06%	0.25%	0.07%	—	—

## Financial Highlights

### Highland Total Return Fund, Class A

Selected data for a share outstanding throughout each period is as follows:

	For the Years Ended September 30,				
	2019	2018	2017	2016	2015
<b>Net Asset Value, Beginning of Year</b>	\$ 23.03	\$ 24.04	\$ 21.88	\$ 21.99	\$ 24.52
<b>Income from Investment Operations:</b>					
Net investment income <sup>(a)</sup>	0.19	0.95	0.16	0.32	0.37
Net realized and unrealized gain (loss)	(0.09)	(0.68)	2.41	2.15	(1.44)
Total from Investment Operations	0.10	0.27	2.57	2.47	(1.07)
<b>Less Distributions Declared to shareholders:</b>					
From net investment income	(0.02)	(0.40)	(0.25)	(0.35)	(0.24)
From net realized gains	(0.12)	(0.50)	(0.16)	(2.23)	(1.22)
From return of capital	—	(0.38)	—	—	—
Total distributions declared to shareholders	(0.14)	(1.28)	(0.41)	(2.58)	(1.46)
<b>Net Asset Value, End of Year<sup>(b)</sup></b>	\$ 22.99	\$ 23.03	\$ 24.04	\$ 21.88	\$ 21.99
Total Return <sup>(b)(c)</sup>	0.53%	1.17%	11.89%	11.88%	(4.76)%
<b>Ratios to Average Net Assets:<sup>(d)</sup></b>					
Net Assets, End of Year (000's)	\$40,099	\$46,188	\$56,167	\$56,345	\$59,307
Gross operating expenses <sup>(e)</sup>	1.23%	1.17%	1.15%	1.15%	1.20%
Net investment income/(expense)	0.86%	4.13%	0.65%	1.56%	1.55%
Portfolio turnover rate	62%	105%	99%	94%	175%

(a) Net investment income (loss) per share was calculated using average shares outstanding during the period.

(b) The Net Asset Value per share and total return have been calculated based on net assets which include adjustments made in accordance with U.S. Generally Accepted Accounting Principles required at period end for financial reporting purposes. These figures do not necessarily reflect the Net Asset Value per share or total return experienced by the shareholder at period end.

(c) Total return is at net asset value assuming all distributions are reinvested and no initial sales charge or CDSC. For periods with waivers/reimbursements, had the Fund's investment adviser not waived or reimbursed a portion of expenses, total return would have been lower.

(d) All ratios for the period have been annualized, unless otherwise indicated.

(e) Supplemental expense ratios are shown below:

#### Supplemental Expense Ratios:

	For the Years Ended September 30,				
	2019	2018	2017	2016	2015
Net operating expenses (net of waiver/reimbursement, if applicable, but gross of all other operating expenses)	1.20%	1.17%	1.09%	1.15%	1.20%
Interest expense and commitment fees	—	—	—	—	—
Dividends and fees on securities sold short	—	—	—	—	—

## Financial Highlights

### Highland Total Return Fund, Class C

Selected data for a share outstanding throughout each period is as follows:

	For the Years Ended September 30,				
	2019	2018	2017	2016	2015
<b>Net Asset Value, Beginning of Year</b>	\$20.51	\$21.54	\$19.61	\$20.03	\$22.58
<b>Income from Investment Operations:</b>					
Net investment income (loss) <sup>(a)</sup>	0.02	0.71	(0.02)	0.16	0.18
Net realized and unrealized gain (loss)	(0.09)	(0.63)	2.17	1.93	(1.31)
Total from Investment Operations	(0.07)	0.08	2.15	2.09	(1.13)
<b>Less Distributions Declared to shareholders:</b>					
From net investment income	—	(0.31)	(0.06)	(0.28)	(0.20)
From net realized gains	(0.12)	(0.50)	(0.16)	(2.23)	(1.22)
From return of capital	—	(0.30)	—	—	—
Total distributions declared to shareholders	(0.12)	(1.11)	(0.22)	(2.51)	(1.42)
<b>Net Asset Value, End of Year<sup>(b)</sup></b>	\$20.32	\$20.51	\$21.54	\$19.61	\$20.03
Total Return <sup>(b)(c)</sup>	(0.27)%	0.39%	11.05%	11.03%	(5.45)%
<b>Ratios to Average Net Assets:<sup>(d)</sup></b>					
Net Assets, End of Year (000's)	\$2,625	\$3,771	\$4,664	\$6,183	\$6,292
Gross operating expenses <sup>(e)</sup>	1.98%	1.93%	1.90%	1.90%	1.95%
Net investment income/(expense)	0.09%	3.47%	(0.11)%	0.83%	0.81%
Portfolio turnover rate	62%	105%	99%	94%	175%

(a) Net investment income (loss) per share was calculated using average shares outstanding during the period.

(b) The Net Asset Value per share and total return have been calculated based on net assets which include adjustments made in accordance with U.S. Generally Accepted Accounting Principles required at period end for financial reporting purposes. These figures do not necessarily reflect the Net Asset Value per share or total return experienced by the shareholder at period end.

(c) Total return is at net asset value assuming all distributions are reinvested and no initial sales charge or CDSC. For periods with waivers/reimbursements, had the Fund's investment adviser not waived or reimbursed a portion of expenses, total return would have been lower.

(d) All ratios for the period have been annualized, unless otherwise indicated.

(e) Supplemental expense ratios are shown below:

#### Supplemental Expense Ratios:

	For the Years Ended September 30,				
	2019	2018	2017	2016	2015
Net operating expenses (net of waiver/reimbursement, if applicable, but gross of all other operating expenses)	1.95%	1.93%	1.84%	1.90%	1.95%
Interest expense and commitment fees	—	—	—	—	—
Dividends and fees on securities sold short	—	—	—	—	—

## Financial Highlights

### Highland Total Return Fund, Class Y

Selected data for a share outstanding throughout each period is as follows:

	For the Years Ended September 30,				
	2019	2018	2017	2016	2015
<b>Net Asset Value, Beginning of Year</b>	\$ 23.43	\$ 24.44	\$ 22.24	\$ 22.32	\$24.82
<b>Income from Investment Operations:</b>					
Net investment income <sup>(a)</sup>	0.25	1.00	0.22	0.37	0.57
Net realized and unrealized gain (loss)	(0.10)	(0.67)	2.45	2.19	(1.59)
Total from Investment Operations	0.15	0.33	2.67	2.56	(1.02)
<b>Less Distributions Declared to shareholders:</b>					
From net investment income	(0.08)	(0.43)	(0.31)	(0.41)	(0.26)
From net realized gains	(0.12)	(0.50)	(0.16)	(2.23)	(1.22)
From return of capital	—	(0.41)	—	—	—
Total distributions declared to shareholders	(0.20)	(1.34)	(0.47)	(2.64)	(1.48)
<b>Net Asset Value, End of Year<sup>(b)</sup></b>	\$ 23.38	\$ 23.43	\$ 24.44	\$ 22.24	\$22.32
Total Return <sup>(b)(c)</sup>	0.74%	1.41%	12.15%	12.14%	(4.51)%
<b>Ratios to Average Net Assets:<sup>(d)</sup></b>					
Net Assets, End of Year (000's)	\$35,575	\$40,931	\$50,209	\$12,139	\$7,695
Gross operating expenses <sup>(e)</sup>	0.98%	0.92%	0.90%	0.90%	0.90%
Net investment income/(expense)	1.11%	4.30%	0.98%	1.73%	2.39%
Portfolio turnover rate	62%	105%	99%	94%	175%

(a) Net investment income (loss) per share was calculated using average shares outstanding during the period.

(b) The Net Asset Value per share and total return have been calculated based on net assets which include adjustments made in accordance with U.S. Generally Accepted Accounting Principles required at period end for financial reporting purposes. These figures do not necessarily reflect the Net Asset Value per share or total return experienced by the shareholder at period end.

(c) Total return is at net asset value assuming all distributions are reinvested and no initial sales charge or CDSC. For periods with waivers/reimbursements, had the Fund's investment adviser not waived or reimbursed a portion of expenses, total return would have been lower.

(d) All ratios for the period have been annualized, unless otherwise indicated.

(e) Supplemental expense ratios are shown below:

#### Supplemental Expense Ratios:

	For the Years Ended September 30,				
	2019	2018	2017	2016	2015
Net operating expenses (net of waiver/reimbursement, if applicable, but gross of all other operating expenses)	0.95%	0.92%	0.84%	0.90%	9.00%
Interest expense and commitment fees	—	—	—	—	—
Dividends and fees on securities sold short	—	—	—	—	—

## Financial Highlights

### Highland Fixed Income Fund, Class A

Selected data for a share outstanding throughout each period is as follows:

	For the Years Ended September 30,				
	2019	2018	2017	2016	2015
<b>Net Asset Value, Beginning of Year</b>	\$ 12.69	\$ 12.98	\$ 13.06	\$ 12.58	\$ 12.79
<b>Income from Investment Operations:</b>					
Net investment income <sup>(a)</sup>	0.35	0.33	0.32	0.33	0.27
Net realized and unrealized gain (loss)	<u>0.37</u>	<u>(0.28)</u>	<u>(0.06)</u>	<u>0.50</u>	<u>(0.18)</u>
Total from Investment Operations	0.72	0.05	0.26	0.83	0.09
<b>Less Distributions Declared to shareholders:</b>					
From net investment income	(0.36)	(0.32)	(0.32)	(0.32)	(0.27)
From return of capital	<u>—<sup>(e)</sup></u>	<u>(0.02)</u>	<u>(0.02)</u>	<u>(0.03)</u>	<u>(0.03)</u>
Total distributions declared to shareholders	(0.36)	(0.34)	(0.34)	(0.35)	(0.30)
<b>Net Asset Value, End of Year<sup>(b)</sup></b>	\$ 13.05	\$ 12.69	\$ 12.98	\$ 13.06	\$ 12.58
Total Return <sup>(b)(c)</sup>	5.76%	0.43%	2.06%	6.72%	0.66%
<b>Ratios to Average Net Assets:<sup>(d)</sup></b>					
Net Assets, End of Year (000's)	\$89,042	\$96,380	\$104,803	\$118,519	\$126,892
Gross operating expenses <sup>(f)</sup>	0.95%	0.92%	0.93%	0.91%	0.86%
Net investment income/(expense)	2.72%	2.55%	2.48%	2.58%	2.09%
Portfolio turnover rate	53%	45%	20%	46%	57%

<sup>(a)</sup> Net investment income (loss) per share was calculated using average shares outstanding during the period.

<sup>(b)</sup> The Net Asset Value per share and total return have been calculated based on net assets which include adjustments made in accordance with U.S. Generally Accepted Accounting Principles required at period end for financial reporting purposes. These figures do not necessarily reflect the Net Asset Value per share or total return experienced by the shareholder at period end.

<sup>(c)</sup> Total return is at net asset value assuming all distributions are reinvested and no initial sales charge or CDSC. For periods with waivers/reimbursements, had the Fund's investment adviser not waived or reimbursed a portion of expenses, total return would have been lower.

<sup>(d)</sup> All ratios for the period have been annualized, unless otherwise indicated.

<sup>(e)</sup> Represents less than \$0.005 per share

<sup>(f)</sup> Supplemental expense ratios are shown below:

#### Supplemental Expense Ratios:

	For the Years Ended September 30,				
	2019	2018	2017	2016	2015
Net operating expenses (net of waiver/reimbursement, if applicable, but gross of all other operating expenses)	0.90%	0.89%	0.90%	0.90%	0.86%
Interest expense and commitment fees	—	—	—	—	0.01%
Dividends and fees on securities sold short	—	—	—	—	—

## Financial Highlights

### Highland Fixed Income Fund, Class C

Selected data for a share outstanding throughout each period is as follows:

	For the Years Ended September 30,				
	2019	2018	2017	2016	2015
<b>Net Asset Value, Beginning of Year</b>	\$12.71	\$12.99	\$13.08	\$12.60	\$12.80
<b>Income from Investment Operations:</b>					
Net investment income <sup>(a)</sup>	0.25	0.23	0.22	0.24	0.18
Net realized and unrealized gain (loss)	<u>0.36</u>	<u>(0.26)</u>	<u>(0.06)</u>	<u>0.50</u>	<u>(0.18)</u>
Total from Investment Operations	0.61	(0.03)	0.16	0.74	—
<b>Less Distributions Declared to shareholders:</b>					
From net investment income	(0.26)	(0.24)	(0.23)	(0.23)	(0.17)
From return of capital	<u>—<sup>(e)</sup></u>	<u>(0.01)</u>	<u>(0.02)</u>	<u>(0.03)</u>	<u>(0.03)</u>
Total distributions declared to shareholders	(0.26)	(0.25)	(0.25)	(0.26)	(0.20)
<b>Net Asset Value, End of Year<sup>(b)</sup></b>	\$13.06	\$12.71	\$12.99	\$13.08	\$12.60
Total Return <sup>(b)(c)</sup>	4.89%	(0.23)%	1.23%	5.92%	(0.01)%
<b>Ratios to Average Net Assets:<sup>(d)</sup></b>					
Net Assets, End of Year (000's)	\$2,486	\$2,970	\$2,893	\$5,585	\$3,697
Gross operating expenses <sup>(f)</sup>	1.70%	1.67%	1.68%	1.66%	1.61%
Net investment income/(expense)	1.97%	1.81%	1.74%	1.87%	1.35%
Portfolio turnover rate	53%	45%	20%	46%	57%

<sup>(a)</sup> Net investment income (loss) per share was calculated using average shares outstanding during the period.

<sup>(b)</sup> The Net Asset Value per share and total return have been calculated based on net assets which include adjustments made in accordance with U.S. Generally Accepted Accounting Principles required at period end for financial reporting purposes. These figures do not necessarily reflect the Net Asset Value per share or total return experienced by the shareholder at period end.

<sup>(c)</sup> Total return is at net asset value assuming all distributions are reinvested and no initial sales charge or CDSC. For periods with waivers/reimbursements, had the Fund's investment adviser not waived or reimbursed a portion of expenses, total return would have been lower.

<sup>(d)</sup> All ratios for the period have been annualized, unless otherwise indicated.

<sup>(e)</sup> Represents less than \$0.005 per share

<sup>(f)</sup> Supplemental expense ratios are shown below:

#### Supplemental Expense Ratios:

	For the Years Ended September 30,				
	2019	2018	2017	2016	2015
Net operating expenses (net of waiver/reimbursement, if applicable, but gross of all other operating expenses)	1.65%	1.64%	1.65%	1.65%	1.61%
Interest expense and commitment fees	—	—	—	—	0.01%
Dividends and fees on securities sold short	—	—	—	—	—

## Financial Highlights

### Highland Fixed Income Fund, Class Y

Selected data for a share outstanding throughout each period is as follows:

	For the Years Ended September 30,				
	2019	2018	2017	2016	2015
<b>Net Asset Value, Beginning of Year</b>	\$ 12.68	\$ 12.97	\$ 13.05	\$12.57	\$12.78
<b>Income from Investment Operations:</b>					
Net investment income <sup>(a)</sup>	0.38	0.35	0.35	0.36	0.32
Net realized and unrealized gain (loss)	0.37	(0.26)	(0.05)	0.50	(0.20)
Total from Investment Operations	0.75	0.09	0.30	0.86	0.12
<b>Less Distributions Declared to shareholders:</b>					
From net investment income	(0.39)	(0.36)	(0.35)	(0.35)	(0.30)
From return of capital	— <sup>(e)</sup>	(0.02)	(0.03)	(0.03)	(0.03)
Total distributions declared to shareholders	(0.39)	(0.38)	(0.38)	(0.38)	(0.33)
<b>Net Asset Value, End of Year<sup>(b)</sup></b>	\$ 13.04	\$ 12.68	\$ 12.97	\$13.05	\$12.57
Total Return <sup>(b)(c)</sup>	6.02%	0.68%	2.31%	6.99%	0.91%
<b>Ratios to Average Net Assets:<sup>(d)</sup></b>					
Net Assets, End of Year (000's)	\$106,978	\$96,936	\$32,679	\$2,899	\$4,029
Gross operating expenses <sup>(f)</sup>	0.71%	0.67%	0.68%	0.66%	0.61%
Net investment income/(expense)	2.97%	2.76%	2.71%	2.83%	2.45%
Portfolio turnover rate	53%	45%	20%	46%	57%

<sup>(a)</sup> Net investment income (loss) per share was calculated using average shares outstanding during the period.

<sup>(b)</sup> The Net Asset Value per share and total return have been calculated based on net assets which include adjustments made in accordance with U.S. Generally Accepted Accounting Principles required at period end for financial reporting purposes. These figures do not necessarily reflect the Net Asset Value per share or total return experienced by the shareholder at period end.

<sup>(c)</sup> Total return is at net asset value assuming all distributions are reinvested and no initial sales charge or CDSC. For periods with waivers/reimbursements, had the Fund's investment adviser not waived or reimbursed a portion of expenses, total return would have been lower.

<sup>(d)</sup> All ratios for the period have been annualized, unless otherwise indicated.

<sup>(e)</sup> Represents less than \$0.005 per share

<sup>(f)</sup> Supplemental expense ratios are shown below:

#### Supplemental Expense Ratios:

	For the Years Ended September 30,				
	2019	2018	2017	2016	2015
Net operating expenses (net of waiver/reimbursement, if applicable, but gross of all other operating expenses)	0.65%	0.66%	0.65%	0.65%	0.61%
Interest expense and commitment fees	—	—	—	—	0.01%
Dividends and fees on securities sold short	—	—	—	—	—



## **Mailings to Shareholders**

---

In order to reduce duplicative mail and expenses of the Funds, we may, in accordance with applicable law, send a single copy of the Funds' Prospectus and shareholder reports to your household even if more than one family member in your household owns shares of the Funds. Additional copies of the Prospectus and shareholder reports may be obtained by calling 1-877-665-1287. If you do not want us to consolidate your Fund mailings and would prefer to receive separate mailings at any time in the future, please call us at the telephone number above and we will furnish separate mailings, in accordance with instructions, within 30 days of your request.

---

---

### **Investment Adviser**

Highland Capital Management Fund Advisors, L.P.  
300 Crescent Court, Suite 700  
Dallas, Texas 75201

---

---

### **Investment Sub-Adviser (Highland Total Return Fund and Highland Fixed Income Fund)**

First Foundation Advisors  
18101 Von Karman Avenue, Suite 700  
Irvine, California 92612

---

---

### **Transfer Agent**

DST Asset Manager Solutions, Inc.  
430 W. 7<sup>th</sup> Street, Suite 219424  
Kansas City, Missouri 64105-1407

---

---

### **Custodian**

BNY Mellon  
240 Greenwich Street  
New York, NY 10286

---

---

### **Distributor**

NexPoint Securities, Inc.  
(formerly, Highland Capital Funds Distributor, Inc.)  
200 Crescent Court, Suite 700  
Dallas, Texas 75201

---

---

### **Independent Registered Public Accounting Firm**

PricewaterhouseCoopers LLP  
2121 N. Pearl Street  
Suite 2000  
Dallas, Texas 75201

**HIGHLAND CAPITAL  
MANAGEMENT**

PO Box 219424  
Kansas City, Missouri 64121-9424

<http://highlandfunds.com>

Highland Funds II

You will find additional information about the Funds in the following documents:

**Appendix — Intermediary Sales Charge Discounts and Waivers** contains more information about specific sales charge discounts and waivers available for shareholders who purchase Fund shares through a Specified Intermediary. The Appendix is incorporated herein by reference (it is legally part of this Prospectus).

**Statement of Additional Information (SAI):** The SAI contains additional information about each Fund's investment strategies and policies and is incorporated by reference and is legally considered a part of this Prospectus.

**Annual/Semi-Annual Reports to Shareholders:** Additional information about the Funds' investments will be available in the Funds' semi-annual reports to shareholders. In the Funds' annual reports, you will find a discussion of the market conditions and investment strategies that significantly affected the Funds' performance during its last fiscal year.

You may review and obtain information about the Funds (including the SAI and other reports) on the EDGAR Database on the SEC's Internet site at <http://www.sec.gov>. Copies of this information may also be obtained, after paying a duplicating fee, by electronic request at the following e-mail address: [publicinfo@sec.gov](mailto:publicinfo@sec.gov).

You may obtain a free copy of the SAI or the Funds' annual/semi-annual reports and make shareholder inquiries by contacting:

Telephone 1-877-665-1287

Website <http://highlandfunds.com>

**Standard Mail:**

Highland Funds  
PO Box 219424  
Kansas City, Missouri 64121-9424

**Overnight Mail:**

Highland Funds  
430 W 7th Street, Suite 219424  
Kansas City, Missouri 64105-1407

The Trust's Investment Company Act  
Registration Number: 811-07142

HFII-PROS- 0220

## Appendix

### Intermediary Sales Charge Discounts and Waivers

As described in the Prospectus, Class A Shares of the Funds, as applicable, are subject to an initial sales charge and Class C Shares are subject to a contingent deferred sales charge ("CDSC"). Class A and Class C shares purchased through certain financial intermediaries may be subject to different initial sales charges or the initial sales charge or CDSC may be waived in certain circumstances. This Appendix details some of the variations in sales charge waivers for Class A and Class C shares purchased through certain specified financial intermediaries. The term "fund family," as used in this Appendix, refers to those registered investment companies that are advised by Highland Capital Management Fund Advisors, L.P. ("HCMFA" or the "Adviser") or its affiliates.

You should consult your financial representative for assistance in determining whether you may qualify for a particular sales charge waiver or discount.

**The information in this Appendix is part of, and incorporated in, the Funds' Prospectus.**

#### **Merrill Lynch, Pierce, Fenner & Smith Incorporated ("Merrill Lynch"):**

If you purchase Fund shares through a Merrill Lynch platform or account held at Merrill Lynch you will be eligible only for the following sales charge waivers (front-end sales charge waivers and CDSC waivers) and discounts, which may differ from those disclosed elsewhere in the Funds' Prospectus or SAI.

#### **Front-End Sales Charge Waivers on Class A Shares available at Merrill Lynch**

- Employer-sponsored retirement, deferred compensation and employee benefit plans (including health savings accounts) and trusts used to fund those plans, provided that the shares are not held in a commission-based brokerage account and shares are held for the benefit of the plan
- Shares purchased by a 529 Plan (does not include 529 Plan units or 529-specific share classes or equivalents)
- Shares purchased through a Merrill Lynch affiliated investment advisory program
- Shares exchanged due to the holdings moving from a Merrill Lynch affiliated investment advisory program to a Merrill Lynch brokerage (non-advisory) account pursuant to Merrill Lynch's policies relating to sales load discounts and waivers
- Shares purchased by third party investment advisors on behalf of their advisory clients through Merrill Lynch's platform
- Shares of funds purchased through the Merrill Edge Self-Directed platform (if applicable)
- Shares purchased through reinvestment of capital gains distributions and dividend reinvestment when purchasing shares of the same fund (but not any other fund within the fund family)
- Shares exchanged from Class C (*i.e.* level-load) shares of the same fund pursuant to Merrill Lynch's policies relating to sales load discounts and waivers
- Employees and registered representatives of Merrill Lynch or its affiliates and their family members
- Directors or Trustees of the Funds, and employees of the Funds' investment adviser or any of its affiliates, as described in the Prospectus

Eligible shares purchased from the proceeds of redemptions within the same fund family, provided (1) the repurchase occurs within 90 days following the redemption, (2) the redemption and purchase occur in the same account, and (3) redeemed shares were subject to a front-end or deferred sales charge (known as Rights of Reinstatement). Automated transactions (*i.e.* systematic purchases and withdrawals) and purchases made after shares are automatically sold to pay Merrill Lynch's account maintenance fees are not eligible for reinstatement

### **CDSC Waivers on Class A and C Shares available at Merrill Lynch**

- Death or disability of the shareholder
- Shares sold as part of a systematic withdrawal plan as described in the Funds' Prospectus
- Return of excess contributions from an IRA Account
- Shares sold as part of a required minimum distribution for IRA and retirement accounts pursuant to the Internal Revenue Code
- Shares sold to pay Merrill Lynch fees but only if the transaction is initiated by Merrill Lynch
- Shares acquired through a right of reinstatement
- Shares held in retirement brokerage accounts, that are exchanged for a lower cost share class due to transfer to certain fee based account or platform (applicable to A and C shares only)
- Shares received through an exchange due to the holdings moving from a Merrill Lynch affiliated investment advisory program to a Merrill Lynch brokerage (non-advisory) account pursuant to Merrill Lynch's policies relating to sales load discounts and waivers

### **Front-End Sales Charge Discounts Available at Merrill Lynch: Breakpoints, Rights of Accumulation & Letters of Intent (Class A and C Shares)**

- Breakpoints as described in the Prospectus.
- Rights of Accumulation (ROA) which entitle shareholders to sales charge discounts as described in the Fund's prospectus will be automatically calculated based on the aggregated holding of fund family assets held by accounts (including 529 program holdings, where applicable) within the purchaser's household at Merrill Lynch. Eligible fund family assets not held at Merrill Lynch may be included in the ROA calculation only if the shareholder notifies his or her financial advisor about such assets
- Letters of Intent (LOI) which allow for sales charge discounts based on anticipated purchases within a fund family, through Merrill Lynch, over a 13-month period of time (if applicable)

### **Morgan Stanley Wealth Management**

Shareholders purchasing Fund shares through a Morgan Stanley Wealth Management transactional brokerage account will be eligible only for the following front-end sales charge waivers with respect to Class A shares, which may differ from and may be more limited than those disclosed elsewhere in the Funds' Prospectus or SAI.

### **Front-end Sales Charge Waivers on Class A Shares available at Morgan Stanley Wealth Management**

- Employer-sponsored retirement plans (e.g., 401(k) plans, 457 plans, employer-sponsored 403(b) plans, profit sharing and money purchase pension plans and defined benefit plans). For purposes of this provision, employer-sponsored retirement plans do not include SEP IRAs, Simple IRAs, SAR-SEPs or Keogh plans.
- Morgan Stanley employee and employee-related accounts according to Morgan Stanley's account linking rules.
- Shares purchased through reinvestment of dividends and capital gains distributions when purchasing shares of the same fund.
- Shares purchased through a Morgan Stanley self-directed brokerage account.
- Class C (i.e., level-load) shares that are no longer subject to a contingent deferred sales charge and are converted to Class A shares of the same fund pursuant to Morgan Stanley Wealth Management's share class conversion program.
- Shares purchased from the proceeds of redemptions within the same fund family, provided (i) the repurchase occurs within 90 days following the redemption, (ii) the redemption and purchase occur in the same account, and (iii) redeemed shares were subject to a front-end or deferred sales charge.

**Raymond James & Associates, Inc., Raymond James Financial Services, Inc., and each entity's affiliates ("Raymond James")**

Effective March 1, 2019, shareholders purchasing fund shares through a Raymond James platform or account, or through an introducing broker-dealer or independent registered investment adviser for which Raymond James provides trade execution, clearance, and/or custody services, will be eligible only for the following load waivers (front-end sales charge waivers and contingent deferred, or back-end, sales charge waivers) and discounts, which may differ from those disclosed elsewhere in the Funds' Prospectus or SAI.

**Front-end sales load waivers on Class A shares available at Raymond James**

- Shares purchased in an investment advisory program.
- Shares purchased within the same fund family through a systematic reinvestment of capital gains and dividend distributions.
- Employees and registered representatives of Raymond James or its affiliates and their family members as designated by Raymond James.
- Shares purchased from the proceeds of redemptions within the same fund family, provided (1) the repurchase occurs within 90 days following the redemption, (2) the redemption and purchase occur in the same account, and (3) redeemed shares were subject to a front-end or deferred sales load (known as Rights of Reinstatement).
- A shareholder in the Fund's Class C shares will have their shares converted at net asset value to Class A shares (or the appropriate share class) of the Fund if the shares are no longer subject to a CDSC and the conversion is in line with the policies and procedures of Raymond James.

**CDSC Waivers on Classes A, B and C shares available at Raymond James**

- Death or disability of the shareholder.
- Shares sold as part of a systematic withdrawal plan as described in the Funds' Prospectus.
- Return of excess contributions from an IRA Account.
- Shares sold as part of a required minimum distribution for IRA and retirement accounts due to the shareholder reaching the qualified age based on applicable IRS regulations as described in the Funds' Prospectus.
- Shares sold to pay Raymond James fees but only if the transaction is initiated by Raymond James.
- Shares acquired through a right of reinstatement.

**Front-end load discounts available at Raymond James: breakpoints, rights of accumulation, and/or letters of intent**

- Breakpoints as described in the Funds' Prospectus.
- Rights of accumulation which entitle shareholders to breakpoint discounts will be automatically calculated based on the aggregated holding of fund family assets held by accounts within the purchaser's household at Raymond James. Eligible fund family assets not held at Raymond James may be included in the calculation of rights of accumulation only if the shareholder notifies his or her financial advisor about such assets.
- Letters of intent which allow for breakpoint discounts based on anticipated purchases within a fund family, over a 13-month time period. Eligible fund family assets not held at Raymond James may be included in the calculation of letters of intent only if the shareholder notifies his or her financial advisor about such assets.