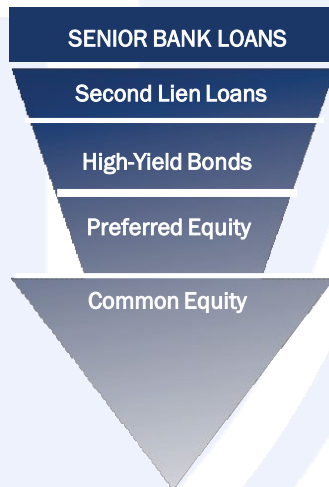


# HIGHLAND/iBOXX SENIOR LOAN ETF (SNLN)

## OPPORTUNITIES IN SENIOR BANK LOANS

The Fund seeks to provide investment results that, before fees and expenses, correspond generally to the price and yield performance of the Markit iBoxx USD Liquid Leveraged Loan Index (the "Index"). The index consists of the 100 most liquid loans from the broader Markit iBoxx USD Leveraged Loan Index as measured by the number of active market participants trading the loan, the size and frequency of prices provided by market participants, and average spread. Loans eligible for inclusion in the Index are determined by liquidity/depth, size, spread, credit rating, and time to maturity. The Fund will, under normal conditions, invest at least 80% of its assets in positions comprising the Index.



## FUND FACTS

Ticker	SNLN
Inception Date (Class A)	11/6/2012
NAV	\$17.55
Market Price	\$17.54
Number of Positions	104
Gross Expense Ratio	0.82%
Net Expense Ratio <sup>1</sup>	0.61%
30 Day SEC Yield	3.95%
Unsubsidized 30 Day Yield	3.69%
Distribution Frequency	Monthly
Average Maturity (Years)	5.35
Days to Reset	12

## ASSET ALLOCATION

Loans	64%
Cash/Other	36%

## TOP HOLDINGS<sup>2</sup>

Refinitiv US Holdings Inc.	1.5
Envision Healthcare Corp	1.5
Univision Communications Inc.	1.4
Scientific Games Corporation	1.4
Virgin Media Bristol LLC	1.3

## PERFORMANCE ANALYSIS (%) AVG

AS OF 12/31/2019

INDEX	Incept	3-MO	YTD	1-YR	3-YR*	5-YR*	Since Incept*
SNLN (NAV)	11.06.12	1.56	7.21	7.21	2.58	2.73	2.83
SNLN (Market Price)	11.06.12	0.52	2.10	2.10	-2.20	-1.79	-1.82
Markit iBoxx Liquid Leveraged Loan Index		2.17	9.67	9.67	3.59	3.39	5.15

\*Annualized

	INCEPT	AVG PRICE*	YIELD TO MATURITY*	DEFAULT RATE*	RECOVERY RATE*	EFFECTIVE DURATION*
High-Yield Bonds	11.06.12	\$103.20	5.35%	2.9%	42%	2.6 years
Bank Loans	11.06.12	\$98.75	5.08%	3.1%	66%	45 days

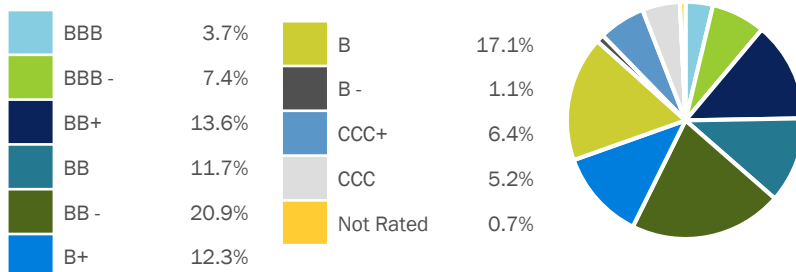
\*See statistical definitions on the next page. Average price, yield-to-maturity and effective durations for high-yield bonds and bank loans are represented by the iBoxx \$ Liquid High Yield Index and the Markit iBoxx USD Liquid Leveraged Loan Index, respectively, as of December 31, 2019. The historical default and recovery rates are from the J.P. Morgan Default Monitor as of July 2, 2018. The high-yield bond data represents a 25-year annual average and the bank loan data represents a 19-year annual average as of December 31, 2019.

The performance data quoted here represents past performance and is no guarantee of future results. Investment returns and principal value will fluctuate so that an investor's shares, when redeemed, may be worth more or less than their original cost. Current performance may be lower or higher than the performance data quoted. For performance data current to the most recent month-end, please visit our website at [www.highlandfunds.com](http://www.highlandfunds.com).

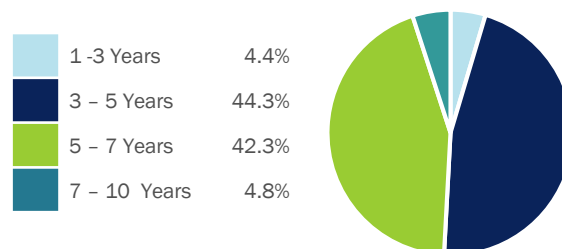
<sup>1</sup>FEES & EXPENSES: The total gross operating expenses of the Fund are 0.82%. The total net operating expenses of the Fund are 0.61%. Fee waivers are contractual and in effect through at least October 31, 2020. In the absence of current fee waivers, total return would be reduced.

<sup>2</sup>Data as of 12/31/19. Holdings are subject to change. The 30-Day Yield represents net investment income earned by the Fund over a 30-day period expressed as an annual percentage rate based on the Fund's share price.

## QUALITY ALLOCATION<sup>2</sup>



## MATURITY



## RISK CONSIDERATIONS

*Before investing in the Fund, you should carefully consider the Fund's investment objectives, risks, charges and expenses. For a copy of a prospectus or summary prospectus which contains this and other information, please visit our website at [highlandfunds.com](http://highlandfunds.com) or call 1-855-799-4757. Please read the fund prospectus carefully before investing.*

The risks associated with Senior Loans are similar to the risks of below investment grade securities, although Senior Loans are typically senior and secured in contrast to other below investment grade securities, which are often subordinated and unsecured.

Investing involves risk, including the possible loss of principal. There is no guarantee the Fund will meet its investment objectives.

Narrowly focused funds typically exhibit higher volatility. Also, the Fund is non-diversified, and an investment in the Fund could fluctuate in value more than an investment in a diversified fund.

Debt securities are subject to the risk of non-payment of scheduled interest and/or principal. Non-payment would result in a reduction of income to the Fund, a reduction in the value of the obligation experiencing non-payment and a potential decrease in the Fund's NAV and the market price of the Fund's shares.

The Fund will issue and redeem shares only to authorized participants who have entered into agreements with the Fund's distributor ("Authorized Participants") in exchange for the deposit or delivery of a basket of assets (securities and/or cash) in large blocks, known as Creation Units. Retail investors may only purchase and sell shares on a national securities exchange through a broker-dealer. The price of Fund shares is based on market price, and because ETF shares trade at market prices rather than NAV, shares may trade at a price greater than NAV (a premium) or less than NAV (a discount). The price used to calculate market returns ("Market Price") of the Fund generally is determined using the midpoint between the bid and the ask on the primary securities exchange on which shares of the Fund are listed for trading, as of the time that the Fund's NAV is calculated. The Fund's Market Price may be at, above or below its NAV. Shares are bought and sold at market price (not NAV) and are not individually redeemed from the Fund. Brokerage commissions will reduce returns.

**Average Price** is a representative measure of a range of prices that is calculated by taking the sum of the values and dividing it by the number of prices being examined. **Debt Securities Risk** is the risk that the Fund's ability to invest in high-yield debt securities generally subjects the Fund to greater risk than securities with higher ratings. **Default Rate** is the rate of borrowers who fail to remain current on their loans. **Effective Duration** is a duration calculation for bonds with embedded options. Effective duration takes into account that expected cash flows will fluctuate as interest rates change. **Leveraged Loans** are loans to companies that typically already have a high amount of debt and are often characterized by lower credit ratings or higher interest rates. **Liquidity Risk** is the risk that, due to low trading volume, lack of a market maker, large position size, or legal restrictions (including daily price fluctuation limits or "circuit breakers"), the Fund may not be able to sell particular securities or unwinding derivative positions at desirable prices. Because loan transactions often take longer to settle than transactions in other securities, the Fund may not receive the proceeds from the sale of a loan for a significant period of time. No assurance can be given that the Fund will have sufficient liquidity in the event of abnormally large redemptions. **Recovery Rate** is the amount recovered through foreclosure or bankruptcy procedures in event of a default, expressed as a percentage of face value. **Yield to Maturity** is the rate of return anticipated on a bond if it is held until the maturity date.

The Markit iBoxx USD Liquid Leveraged Loan Index has been licensed for use by Highland Capital Management Fund Advisors, LP. The Highland iBoxx Senior Loan ETF is not sponsored, endorsed, issued, sold, or promoted by the Markit iBoxx USD Liquid Leveraged Loan Index, nor does this company make any representations regarding the advisability of investing in the Highland iBoxx Senior Loan ETF. Unlike the Fund, the index is not an investment, does not incur fees or expenses, and is not professionally managed. It is not possible to invest directly in the index.

<sup>2</sup> Ratings are measured on a scale that generally ranges from AAA (highest) to D (lowest). The rating categories reflected are issued by Standards and Poor's, a Nationally Recognized Statistical Rating Organization ("NRSRO"). The ratings used were those for the specific position or debt issuer held in the Fund as of the date of the latest quarterly fact sheet. Quality ratings reflect the credit quality of the underlying positions in the fund portfolio and not the fund itself. A fund's portfolio and composition is subject to change.

Securities may be offered through NexPoint Securities, Inc. ("NexPoint"), member FINRA/SIPC. Highland Capital Management Fund Advisor serves as an advisor to the Highland Funds. The Highland iBoxx Senior Loan ETF is distributed by SEI Investments Distribution Co., which is not affiliated with Highland Capital Management Fund Advisors, LP, NexPoint Securities, Inc., or any of its affiliates.

Prepared by NexPoint Securities, Inc., Member FINRA/SIPC

NOT FDIC INSURED | MAY LOSE VALUE | NO BANK GUARANTEE